



**IFCC-WorldLab**  
ISTANBUL 22-26 JUNE 2014



# **IFCC WORLDLAB ISTANBUL 2014**

**22<sup>nd</sup> International Congress of Clinical Chemistry  
and Laboratory Medicine (IFCC Worldlab 2014)**

**22<sup>nd</sup> Balkan Clinical Laboratory Federation  
Meeting (BCLF 2014)**

**26<sup>th</sup> National Congress of the Turkish Biochemical  
Society (TBS 2014)**

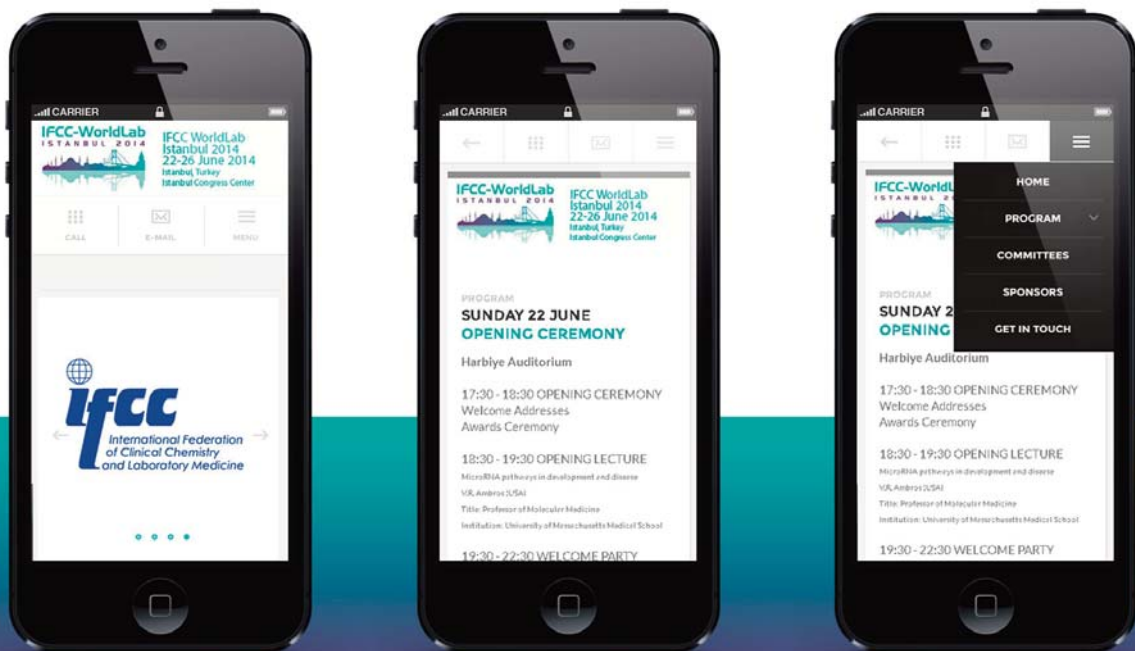
**22-26 June 2014**

**ISTANBUL, TURKEY**

**ISTANBUL CONGRESS CENTER**



*Final Program*



Using the app, you can display the following :

- GENERAL INFORMATION
- SCIENTIFIC PROGRAM (with the speakers' presentations)
- POSTERS
- SPONSORS
- GALLERY

Select your device and download the app now at [worldlab2014.appconference.it](http://worldlab2014.appconference.it)

# CONTENTS

Auspices	4
Contributing Federations/Societies	5
Invitations	6
Committees	8
Executive Boards	10
Turkish Biochemical Society Bursaries	11
IFCC Scholarships	12

## SCIENTIFIC PROGRAM

---

Week agenda	14
Opening Ceremony	18
Monday, 23 June	20
Tuesday, 24 June	29
Wednesday, 25 June	39
Thursday, 26 June	47
Closed meetings	54

## POSTERS

---

Information	60
Poster list	61
Index of authors	181

## GENERAL INFORMATION

---

General maps	232
General information	234
Social program	241
Useful information	243

## SPONSORS

---

Information	248
Gold sponsors	249
Silver sponsors	253
Bronze sponsors	255
Exhibitors	262
List of sponsors	284
Exhibition area map	285

*The Final Program has been released on June 6<sup>th</sup>, 2014*



**IFCC WORLTLAB ISTANBUL 2014**  
IS ORGANISED UNDER THE PATRONAGE OF THE  
**PRESIDENT OF TURKISH REPUBLIC**



AND THE AUSPICE OF  
**THE SCIENTIFIC AND TECHNOLOGICAL  
RESEARCH COUNCIL OF TURKEY**



# CONTRIBUTING FEDERATIONS/SOCIETIES



American Association for Clinical Chemistry (AACC)



Arab Federation of Clinical Biology (AFCB)



African Federation for Clinical Chemistry (AFCC)



Asia-Pacific Federation for Clinical Biochemistry and Laboratory Medicine (APFCB)



Balkan Clinical Laboratory Federation (BCLF)



Latin America Confederation of Clinical Biochemistry (COLABIOCLI)



European Federation of Clinical Chemistry and Laboratory Medicine (EFLM)



World Association of Societies of Pathology and Laboratory Medicine (WASPaLM)



International Association of Therapeutic Drug Monitoring and Clinical Toxicology (IATDMCT)



# INVITATION - Congress President



Dear Colleagues,

We are very happy to welcome you to IFCC-WorldLab 2014, in Istanbul, one of the most fascinating cities in the world. Istanbul is not a city only joining Europe and Asia geographically but it is also the meeting point of different cultures. Independent of their original country, I am sure each participant of WorldLab 2014 will feel that their ancestors were here before.

IFCC WorldLab 2014 differs from the preceding IFCC Congresses because for the first time, in the history of IFCC, all the sister societies are together; AACC (American Association of Clinical Chemistry), AFCB (Arab Federation of Clinical Biology), AFCC (African Federation of Clinical Chemistry), APFCB (Asia-Pacific Federation for Clinical Biochemistry and Laboratory Medicine), BCLF (Balkan Clinical Laboratory Federation), COLABIOCLI (Latin America Confederation of Clinical Biochemistry), EFLM (European Federation of Clinical Chemistry and Laboratory Medicine) and WASPaLM (World Association of Societies of Pathology and Laboratory Medicine) and they are contributing to IFCC WorldLab/Istanbul Congress with a symposium.

We are happy to state that many colleagues from all over the world had joined us. We are sure that this congress will be one of the unforgettable IFCC WorldLab Congresses. Istanbul will host a large delegation of the international medical laboratory scientists for the main happening of the year and we are ready for this big event. Many of you have done your best by submitting an abstract to the IFCC WorldLab 2014 Istanbul Congress. We are grateful that we received more than 1600 abstracts, which is a record for the IFCC WorldLab Congresses. All participants are encouraged to visit the poster area and use the opportunity to obtain new ideas.

The Scientific Program includes: One outstanding Opening Lecture; 4 Plenary Lectures, from the world's most renowned scientists; 26 Congress Symposia covering the most attractive topics; 42 Oral Communications selected from the abstracts; 1552 posters displayed; 8 Symposia organized by contributing sister Federations/Societies; 5 IFCC Sessions; 23 Industry-Sponsored Workshops; 3 Satellite meetings (XIII. ICPLM, PoCT, LC-MS/MS in Clinical Chemistry); An education workshop by the IFCC – FEBS – ORPHEUS education committees on "PhD training in Clinical Chemistry, Clinical Biochemistry, and Laboratory Medicine: Where are we heading?"; 3 poster lunch sessions.

There will be enough science for everyone during the day. During the evenings, a rich social program providing the frame for relaxation and cultural stimulation has been developed for attendees, families and friends. Opening ceremony with an "Opening Lecture" followed by Cihat Aşkın orchestra and solist clarinet Gökşun Çavdar will be and the welcome cocktail. A course on EBRU, unique art for Turkish culture, is organised on the 23rd and 24th of June, 2014, between 13:00 – 17:00 hours. Particularly, we would like to draw your attention to the Cultural and Social Evening on Wednesday (25th June, 2014) at the historic mansion "The Marmara Esmâ Sultan Palace" so, please do not hesitate to register for this major social event of the WorldLab2014 Istanbul Congress.

On behalf of the Organising Committee, it gives us great pleasure to welcome you in Istanbul, and we wish you a fruitful, interactive and enjoyable Congress. Enjoy, also, the beauties of Istanbul and Turkey!

Warm Regards,

*Nazmi ÖZER*

Professor Nazmi ÖZER, PhD, MedSp  
President, IFCC WorldLab Congress

# INVITATION - IFCC President



Dear Colleagues,

I have great pleasure in welcoming you to IFCC-WorldLab Istanbul 2014. Istanbul is one of the most exciting cities in the world standing at the gateway between Europe and Asia. It has both an historical and a contemporary influence on science, culture, politics and society. There is much to see and do in the city itself and much to learn from the dynamic and positive approach to the future.

IFCC-WorldLab occurs only once in every three years. As the name suggests it is the global, showpiece international congress for clinical chemistry and laboratory medicine.

The scientific program contains high quality science coupled with a strong focus on how important laboratory medicine services are to clinical medicine and the wellbeing of patients and the public. The way in which we deliver and add value to those services is also a highlight of the programme. There is ample opportunity for individual participants to present and discuss their work with their peers.

Our profession is in a growing partnership with the clinical diagnostic industry. The exhibition of equipment, diagnostics, software and the industrial seminars are at the sharp end of discovery and delivery and will encourage participants to consider new and exciting ways to improve the laboratory medicine services that they provide.

However, above all else congresses are about people. At IFCC-WorldLab Istanbul 2014 participants will see established colleagues and meet new friends from across the globe. They will find individuals who share scientific and clinical interests and they will have the opportunity to establish long lasting research and clinical practice networks. We can all learn from the experience of others and there is no better place to do this than at a dynamic congress.

I am confident that IFCC-WorldLab Istanbul 2014 will be a highly successful congress with a strong emphasis on a positive future. It will also be hugely enjoyable. Your presence will add to that success and that enjoyment.

Graham H Beall  
IFCC President  
International Federation of Clinical Chemistry and Laboratory Medicine



# COMMITTEES

## HONORARY COMMITTEE

- V. Blaton (Belgium)
- R. Dybkaer (Denmark)
- J.M.B. Hicks (USA)
- M.M. Müller (Austria)
- S. Ozkurt (Turkey)
- M. McQueen (Canada)
- G. Siest (France)
- D. Young (USA)

## CONGRESS ORGANIZING COMMITTEE

- N. Ozer (Turkey), *Congress President*
- D. Yucel (Turkey), *Vice-President*
- T. Ozben (Turkey), *Chair IFCC C-CC*
- T. Zima (Czech Republic), *IFCC C-CC*
- T. Brinkmann (Switzerland), *IFCC Corporate Member*
- Z. G. Dikmen (Turkey), *Secretary*
- M. Senes (Turkey), *Finance*
- O. Dalmazrak (Turkey), *Scientific Secretary*
- A. Seven (Turkey), *Chair Istanbul Branch of Turkish Biochemical Society*

## INTERNATIONAL SCIENTIFIC COMMITTEE

- |   |                            |
|---|----------------------------|
| N. Ozer (Turkey), <i>Congress President</i> | Y. Ozarda (Turkey)         |
| D. Yucel (Turkey), <i>Vice - President</i>  | M. Panteghini (Italy)      |
| K. Aksoy (Turkey)                           | O. Portakal (Turkey)       |
| D. Aslan (Turkey)                           | H. Renz (Germany)          |
| G. Beastall (United Kingdom)                | F.G. Sagin (Turkey)        |
| G. Benga (Romania)                          | M. Serdar (Turkey)         |
| M. Bolayirli (Turkey)                       | E.Y. Sozmen (Turkey)       |
| M.B. Djamgoz (United Kingdom)               | K. Ugurbil (USA)           |
| A.R. Horvath (Australia)                    | A. Unlu (Turkey)           |
| G. Hotamisligil (USA)                       | I. Watson (United Kingdom) |
| G. Mocan Kuzey (Turkey)                     | I. Young (United Kingdom)  |
| Y. Laleli (Turkey)                          |                            |

## LOCAL SCIENTIFIC PROGRAM COMMITTEE

- |   |                      |
|---|----------------------|
| D. Yucel (Turkey), <i>Committee Chair</i> | A. Orem (Turkey)     |
| D. Aslan (Turkey)                         | M. Serdar (Turkey)   |
| O. Guzel (Turkey)                         | E.Y. Sozmen (Turkey) |
| G. Haklar (Turkey)                        | A. Unlu (Turkey)     |
| Y. Laleli (Turkey)                        |                      |



## INTERNATIONAL SCIENTIFIC ADVISORY BOARD

- N. Ozer (Turkey), *Congress President*  
D. Yucel (Turkey), *Vice – President*
- Z. M. Abate (Ethiopia)  
N. Leyla Acan (Turkey)  
K. Adeli (Canada)  
K. Okhan Akin (Turkey)  
S. Alabakovska (Macedonia)  
Y. Ando (Japan)  
R. Z. Andu (Eritrea)  
E. Aranda (Chile)  
N.G. Barhanovic (Montenegro)  
S. Belazziug (Algeria)  
C. Bilgi (Turkey)  
Y.Y. Bilto (Jordan)  
P. Bjellerup (Sweden)  
K.S. Bjerve (Norway)  
M. Blanes (Paraguay)  
T. Brinkmann (Germany)  
D.E. Bruns (USA)  
D. Bunk (USA)  
A. Buno (Spain)  
N. Cabutti (Argentina)  
M. M. Campa (Cuba)  
F. Ceriotti (Italy)  
L. Chabraoui (Morocco)  
A.K.C Chan (Hong Kong)  
J.-P. Chapelle (Belgium)  
M. Cojocar (Romania)  
O. Deger (Turkey)  
M. Dizdaroglu (USA)  
V. Deutch (Israel)  
M. Echavarria (Dominican Republic)  
V. Emanuel (Russia)  
H. Eraksoy (Turkey)  
R. Erasmus (South Africa)  
C. Eugen (Romania)  
L.L.M. Florento (Philippines)  
J. Germano (Portugal)
- P. Gillery (France)  
A. Griesmacher (Austria)  
A. M. Gronowski (USA)  
B. Gouget (France)  
J. C. Guimaraes (Brazil)  
M. Gultepe (Turkey)  
G. Guner (Turkey)  
N. Gurler (Turkey)  
O. Guzel (Turkey)  
A. Haliassos (Greece)  
N. Hamasaki (Japan)  
F. Harb (Syria)  
A. Hedili (Tunisia)  
S. Hong (China)  
V. Q. Huy (Viet Nam)  
S. Ignjatovic (Serbia)  
O. Ilhan (Turkey)  
S. M. Itani (Kuwait)  
J. J. Jonsson (Iceland)  
A. B. Kasneci (Albania)  
J. Q. Kim (South Korea)  
G.L. Kovacs (Hungary)  
L. Kricka (USA)  
Z. Kucinskiene (Lithuania)  
K.J. Lackner (Germany)  
L. Lai (Malaysia)  
C. Lam (Hong Kong)  
A. Lagos (Chile)  
B. Lutsyk (Ukraine)  
O. Maguire (Ireland)  
T. Malati (India)  
A. Martins (Brazil)  
P. Mocarelli (Italy)  
B. Mozina (Slovenia)  
A. Mumtaz (Pakistan)  
J.F. Munoz-Valle (Mexico)  
G. Myers (USA)  
O. Najar (Palestine)  
P. Neophytou (Cyprus)  
V. Neyra (Peru)  
A. B. Okesina (Nigeria)  
D. Orinda (Sudan)  
G. Ozbay (Turkey)  
M. Ozcan (Turkey)  
M. Ozturk (Turkey)
- P. Pidethcha (Thailand)  
M. Plebani (Italy)  
K. Pulkki (Finland)  
Mj Rasae (Iran)  
S. Raymondo (Uruguay)  
H. Reguengo (Portugal)  
K. Rentsch (Switzerland)  
D. Rogic (Croatia)  
F. Saatcioglu (Norway)  
A. Sancar (USA)  
G. Saydam (Turkey)  
H. Schimmel (Belgium)  
N. Serdarevic (Bosnia and Herzegovina)  
E. Seres (Hungary)  
S. Sethi (Singapore)  
A. Seven (Turkey)  
M. Shaarawy (Egypt)  
G. Shannan (Syria)  
S. C. Shiesh (Taiwan)  
L. Siekmann (Germany)  
R. I. Sierra-Amor (Mexico)  
N. M. Singh (Serbia)  
G. Skenders (Latvia)  
S. Smellie (United Kingdom)  
E. Sofic (Bosnia and Herzegovina)  
W. Van Solinge (The Netherlands)  
G. Soyletir (Turkey)  
M. Suryaamadja (Indonesia)  
G. Sypniewska (Poland)  
A. Tamm (Estonia)  
O. Tsolas (Greece)  
U. Tuma (Brazil)  
K. Tzatchev (Bulgaria)  
J. D. Veloso (Philippines)  
H. Weerawama (Sri Lanka)  
G. Woollard (New Zealand)  
S. J. Zabaleta (Colombia)  
M.A. Zablith (Lebanon)  
T. Zima (Czech Republic)

# EXECUTIVE BOARDS



## IFCC - International Federation of Clinical Chemistry and Laboratory Medicine

Graham Beastall	President
Howard Morris	Vice-President
Jocelyn M B Hicks	Past President
Sergio Bernardini	Secretary
Bernard Gouget	Treasurer
Thomas Brinkmann	Corporate Representative
Vanessa Steenkamp	Member
Larry Kricka	Member
Ulisses Tuma	Member



## BCLF - Balkan Clinical Laboratory Federation

Anyla Buló Kasneci	President
Etleva Refatllari	Secretary
Nevila Heta	Treasurer
Gheorghe Benga	Past President BCLF
Simona Berbecar	National Representative
Tomris Ozben	National Representative
Stoyan Danev	Member-at-Large
Milko Shishenkov	National Representative
Orestes Tsolas	Honorary Individual Member
Demetrios Rizos	National Representative
Nada Majkić-Singh	Member
Svetlana Ignjatović	National Representative
Najdana Gligorović-Barhanović	National Representative
Valentina Koloska	National Representative
Jozo Coric	National Representative



## TBS - Turkish Biochemical Society

Nazmi Ozer	President
Dogan Yucel	II President
Zeliha Gunnur Dikmen	General Secretary
Mehmet Senes	Treasurer
Ferhan Girgin Sagin	Member
Ali Unlu	Member
Murat Bolayırılı	Member
Gülsevım Saydam	Member
Oytun Portakal	Member

# Turkish Biochemical Society Bursaries

Açan N. Leyla (Turkey)  
Akbayır Serin (Turkey)  
Akbulut Kübra (Turkey)  
Akış Merve (Turkey)  
Aksoy Neval (Turkey)  
Aksoy Turgut (Turkey)  
Akyürek Fikret (Turkey)  
Aldemir Ozan (Turkey)  
Alyakut Arzu (Turkey)  
Avcı Aytav Gökçen (Turkey)  
Avcil Zeynep (Turkey)  
Ayan Durmuş (Turkey)  
Aydın A. Fatih (Turkey)  
Baki A. Merve (Turkey)  
Balıcı Fidancı Şenay (Turkey)  
Banerjee Sreeparna (Turkey)  
Baran Hatice (Turkey)  
Becer Eda (Turkey)  
Bego Tamer (Bosnia-Erzegovina)  
Berber Cevdet (Turkey)  
Beyramzadeh Mojtaba (Iran)  
Bingül İlknur (Turkey)  
Boğdaycıoğlu Nihal (Turkey)  
Bozduman Tuba (Turkey)  
Çakıroğlu Tuğba Nigar (Turkey)  
Çalıcı Esin (Turkey)  
Çetinkaya Çiğdem Damla (Turkey)  
Ceylan Gözde (Turkey)  
Cort Aysegul (Turkey)  
Coşkun Zeynep Mine (Turkey)  
Díaz Jorge (Spain)  
Dinçel Neslihan (Turkey)  
Doğan Halef Okan (Turkey)  
Dökümcü Esra (Turkey)  
Dolatabadi Jafar Ezzati Nazhad (Iran)  
Dondurmacı Meral (Turkey)  
Düzgün Zekeriya (Turkey)  
Engin Merve (Turkey)  
Ergun Pelin (Turkey)  
Ergüven Mine (Turkey)  
Erşan Serpil (Turkey)  
Ersöz Melike (Turkey)  
Eşmedere Sevim (Turkey)  
Evliyaoğlu Nurcan (Turkey)  
Gökçe Mehtap (Turkey)  
Görür Ayşegül (Turkey)

Güçlü Tuncay (Turkey)  
Güler Eray Metin (Turkey)  
Gün Fatmagül (Turkey)  
Güzelgül Figen (Turkey)  
Hanikoglu Aysegul Ferhat (Turkey)  
Hanikoğlu Ferhan (Turkey)  
Hoşaf Müşerref (Turkey)  
Işgrò Maria Antonietta (Italy)  
Kahveci Yasemin (Turkey)  
Kant Melis (Turkey)  
Karagedik Emine Hande (Turkey)  
Karatoy Erdem Bilge (Turkey)  
Kaya Kürşat (Turkey)  
Kayalp Damla (Turkey)  
Keleş Murat (Turkey)  
Kocabıyık Murat (Turkey)  
Kocaefe Çetin (Turkey)  
Koloska Valentina (Macedonia)  
Kondaççı Gamze (Turkey)  
Koro Atakan (Turkey)  
Krstavska Maria (Macedonia)  
Küçükgergin Canan (Turkey)  
Küçüksayan Ertan (Turkey)  
Kurtuluş Eda Merve (Turkey)  
Küskü Kiraz Zeynep (Turkey)  
Merdan Fatime (Turkey)  
Mertoğlu Cuma (Turkey)  
Nurlu Ayan Nilhan (Turkey)  
Öğüs Elmas (Turkey)  
Öğüs İ. Hamdi (Turkey)  
Oruç Coşkun Umur (Turkey)  
Oskouei Ziba Mokhberi (Iran)  
Ozan Gonca (Turkey)  
Özcan Filiz (Turkey)  
Özcan Nazlı (Turkey)  
Özcan Nurgül (Turkey)  
Özer Yaman Serap (Turkey)  
Özgün Tuba (Turkey)  
Özmen Sevdâ (Turkey)  
Öztürk Ümmühan (Turkey)  
Öztürk Oktay Hasan (Turkey)  
Peker Seydi Ali (Turkey)  
Pişkin Özden A. Kevser (Turkey)  
Şahin Duygu (Turkey)  
Sanna Basak (Turkey)  
Sarı Soner (Turkey)  
Savaş Zeynep (Turkey)

Semiz Sabina (Bosnia-Erzegovina)  
Şimşek H. Çiğdem (Turkey)  
Sırcan-Küçüksayan Aslınur (Turkey)  
Sofic Emin (Bosnia-Erzegovina)  
Söylemez Sibel (Turkey)  
Tanrikulu-Küçük Sevda (Turkey)  
Tekin Yalçın Gülsüm (Turkey)  
Timirci-Kahraman Özlem (Turkey)  
Tuna Gamze (Turkey)  
Tuncel Bahar Ayşe F. (Turkey)  
Tuncer Gül Özlem (Turkey)  
Tzveova Reni (Bulgaria)  
Ün Harun (Turkey)  
Ünal Kübranur (Turkey)  
Ünal Özlem Sevda (Turkey)  
Ünsal Velid (Turkey)  
Us Altay Diler (Turkey)  
Vatansever Pınar (Turkey)  
Yalçın Birgül (Turkey)  
Yaman Ali (Turkey)  
Yaylagül Odabaşı Miyase (Turkey)  
Yılmaz Cevdet (Turkey)  
Yüksel Rana (Turkey)  
Yüksel Seher (Turkey)  
Ziyanoglu Karaçar Esin Damla (Turkey)  
Zorlu Enis Han (Turkey)  
Züngün Cevdet (Turkey)



# IFCC Roche Travel Scholarship

Mohamed Khaled Masoud (Egypt)  
Mesfin Eyob Abera (Ethiopia)  
Cabrera Ayuso Ana Regina (Guatemala)  
Shilpa Hasija Bhardwaj (India)  
Medha Rajappa (India - AFF)  
Anna Meiliana (Indonesia)  
Francis Ndungu (Kenya)  
Jadda Hajar (Morocco)  
Raj Kumar Yadav (Nepal)  
Fabian Unyime Aniekpon (Nigeria)  
Wafa Omer (Pakistan)  
Analia Acosta (Paraguay)  
Geraldine B. Dayrit (Philippines)  
Malarnangai Selvadurai (Sri Lanka)  
Soloviov Sergii (Ukraine)  
Symchuk Artem (Ukraine - AFF)  
Tran Khanh Chi (Vietnam)  
Kamvuma Kingsley (Zambia)  
Grace Mashavave (Zimbabwe)

# Jocelyn Hicks Travel Scholarship

Sabe Mwape (Zambia)

---

# SCIENTIFIC PROGRAM

---

# WEEK AGENDA

<b>HARBIVE AUDITORIUM</b>	
17.30-19.30	OPENING CEREMONY
<b>HARBIVE AUDITORIUM</b>	
19.30-22.30	WELCOME PARTY

	HARBIVE AUDITORIUM	BEVAZIT	EMIRGAN	CAMILICA	USKUDAR 2	BEYLERBEYI	USKUDAR 3	USKUDAR 1	
9.00 11.00	AACC Selected topics in laboratory medicine: quid novi, quo vadis	Emerging vascular markers	New horizons of laboratory medicine for autoimmunity	Laboratory medicine practice guidelines: a multidisciplinary approach	Epigenetics and laboratory medicine	IFCC The impact of laboratory medicine on clinical outcomes	New technological developments in laboratory medicine	WASLIM Biomarkers and personalized pharmacotherapy	9.00 11.00
11.00 11.45									11.00 11.45
11.45 12.30	PLENARY LECTURE								11.45 12.30
12.30 14.30	POSTER SESSION LUNCH TIME			Room Hamidiye Scientific Writing Course			POSTER SESSIONS LUNCH TIME		12.30 14.30
14.30 15.30	EFLIM Patient focused laboratory medicine	RANDOX ISW	MINDRAY ISW	SIEMENS ISW	ABBOTT ISW	SYSMEX ISW	DIASYS ISW	DIASORIN ISW	14.30 15.30
15.30 16.00									15.30 16.00
16.00 17.00				SIEMENS ISW					16.00 17.00

19.30  
SPEAKERS' DINNER

# WEEK AGENDA

	HARBIYE AUDITORIUM	BEYAZIT	EMIRGAN	CAMLICA	USKUDAR 2	BEYLERBEYI	USKUDAR 3	USKUDAR 1
9.00 11.00	Pandemia of obesity, metabolic syndrome and diabetes. Role of laboratory medicine	Clinical laboratory's role in decision making: risk assessment and interpretation of laboratory test results	Data generation and ethical issue in laboratory medicine	Biologic variation and its effect on the reference values	Preamalytical, analytical and postanalytical aspects in molecular diagnostic	Expanding role of clinical laboratory in infectious diseases. Automation?	IFCC Peer review and ethics in publications in the electronic age	APFCB Environmental issues
11.00 11.45								11.00 11.45
11.45 12.30	PLENARY LECTURE							11.45 12.30
12.30 14.30		POSTER SESSION LUNCH TIME		Room Hamidiye Scientific Writing Course			POSTER SESSIONS LUNCH TIME	12.30 14.30
14.30 15.30	COLABIOCLI Bleeding and thrombotic disorders: evaluation by haemostasis laboratories	RANDOX ISW	AB SCIEX ISW	SIEMENS ISW	BECTON DICKINSON ISW	SYSMEX ISW	DIASORIN ISW	ABBOTT ISW
15.30 16.00						EBLIM SYM Evidence based laboratory medicine in decision making: a value-based business perspective		15.30 16.00
16.00 17.00		IDS ISW		SIEMENS ISW			SNIBE ISW	GHENT UNIVERSITY ISW
17.00 17.30								17.00 17.30

# WEEK AGENDA

	HARBIVE AUDITORIUM	BEYAZIT	EMIRGAN	CAMLICA	USKUDAR 2	BEYLERBEYI	USKUDAR 3	USKUDAR 1
9.00-11.00	How ISO 15189 has influenced laboratory testing?	Established and emerging markers of renal function - "Chronic Kidney Disease – Best laboratory practice"	Biomarkers for neurodegenerative diseases	Cancer and laboratory medicine	New developments in hemostasiology	IFCC Immunodeficiencies - A cutting edge workshop representing top research and novel diagnostic options	IFCC Standardization of common endocrine tests	AFCB Inborn errors of metabolism in the AFCB region
11.00-11.45								11.00-11.45
11.45-12.30	PLENARY LECTURE							11.45-12.30
12.30-14.30	POSTER SESSION LUNCH TIME		POSTER SESSION LUNCH TIME		POSTER SESSION LUNCH TIME			12.30-14.30
14.30-15.30	ORPHEUS/FEBS PhD training in clinical chemistry, biochemistry, and laboratory medicine: where are we heading?		I2L Continuous quality improvement - a practical approach to achieve operation excellence	SIEMENS ISW	ABBOTT ISW	DGKL Challenges and issues of external quality assurance in laboratory medicine	DIASORIN ISW	13.00-17.00 ISOBM/EGTM Tumor markers in clinical practice: an update
15.30-16.00								14.30-15.30
16.00-17.00								15.30-16.00
								16.00-17.00

19.30  
SOCIAL EVENING @ ESMA SULTAN PALACE



# WEEK AGENDA

	HARBIYE AUDITORIUM	BEYAZIT	EMIRGAN	CAMILICA	USKUDAR 2	BEYLERBEYI	USKUDAR 3	USKUDAR 1
9.00 11.00	POCT: its impacts on patients and laboratories	Bone metabolism and osteoporosis	New advances in prenatal and postnatal testing	New insights in quality management of total testing process	New strategies in the diagnosis of hematologic diseases	IFCC Clinical utility and standardization of emerging and less common tests	AFCC Qualitative and quantitative PCR: HIV viral load and Eid	BCLF Baikun Clinical Laboratory Federation (BCLF) Symposium
11.00 11.45								11.00 11.45
11.45 12.30	PLENARY LECTURE							11.45 12.30
12.30 13.00	CLOSING CEREMONY							12.30 13.00
			COCKTAIL <i>See you in South Africa</i>				COCKTAIL <i>See you in South Africa</i>	



# OPENING CEREMONY

Auditorium Harbiye

*Welcome delegates*

17:30-18:00

## **Welcome Addresses**

Congress and TBS President, *Nazmi Ozer*  
IFCC President, *Graham Beastall*

18:00-18:15

## **Awards Presentation**

IFCC Distinguished Clinical Chemist Award

*Sponsored by Beckman Coulter*

IFCC-Henry Wishinsky Award for Distinguished International Services

*Sponsored by Siemens Healthcare Diagnostics*

IFCC Award for Distinguished Contributions in Education

*Sponsored by Abbott Diagnostics*

IFCC-Abbott Award for Significant Contributions in Molecular Diagnostics

*Sponsored by Abbott Molecular*

IFCC Distinguished Award for Laboratory Medicine and Patient Care

*Sponsored by Unilabs*

IFCC-Robert Shaffer Award for Outstanding Achievements in the Development of Standards for Use in Laboratory Medicine

*Sponsored by NIST-CLSI*

IFCC-Young Investigator Award

*Sponsored by IFCC*

18:15-19:15

## **Opening Lecture**

Immunometabolism of obesity and diabetes

*G.S. Hotamışlıgil (USA)*

19:15-19:45

Performance by Cihat Aşkın and Göksun Çavdar

*At the end of the concert, delegates are kindly invited to take part in the Welcome Party on ICC Terrace.*

## Auditorium Harbiye

Chair: *N. Ozer (Turkey)*

### **Immunometabolism of obesity and diabetes**

*Gökhan S. Hotamisligil (USA)*

James S. Simmons Professor of Genetics & Metabolism,  
Chair, Department of Genetics & Complex Diseases,  
Harvard University, School of Public Health  
Associate Member, Harvard-MIT Broad and Harvard Stem Cell Institutes



Dr. Hotamisligil's research efforts focus on the genetic basis of common and complex diseases, particularly obesity, diabetes, and heart disease. His research examines the molecular mechanisms of nutrient sensing and response pathways as they relate to immunity and physiological metabolic homeostasis. He is an internationally recognized leader with many seminal contributions including the leading discoveries that led to the emergence of the field of "immunometabolism", discovery of novel hormones as well as lipid chaperones regulating lipid and glucose metabolism, and endoplasmic reticulum as a key organelle regulating whole body metabolism, and its role in obesity, insulin resistance, and diabetes. Dr. Hotamisligil pursues interdisciplinary paths, collaborations, and industry alliances towards development of novel preventive and therapeutic strategies against chronic metabolic diseases. His work has resulted in >150 papers which have received >25,000 citations and resulted in >10 patents.

Dr. Hotamisligil has been recognized with many fellowships and awards from the Markey, Pew, and Sandler Foundations, the American Diabetes Association, the National Institutes of Health and the J.S. Simmons Endowment at Harvard University. He's an elected permanent member of the Turkish Academy of Sciences and the recipient of the 2004 Science Award from TÜBITAK. He is an elected fellow of the AAAS. He is the recipient of the Outstanding Scientific Accomplishment Award of American Diabetes Association, the Wertheimer Award from International Association for the Study of Obesity, the Naomi Berrie Award from Columbia University, and the Science Award of the Vehbi Koç Foundation. He has trained many students and fellows who now hold independent positions in leading Universities and Industry groups around the world and has been recognized by the Harvard School of Public Health Mentoring Award. He has delivered >300 lectures including the Kroc, the Havel, the Charles Hollenberg Memorial, the McGarry Memorial, Ihsan Dogramacı Memorial, and the Laguna Memorial Lectures and Medal, and many others in the past few years. He is a member of the editorial boards of Cell Metabolism, Science Translational Medicine, JCI, JLR, JMM, EMBO Molecular Medicine, Diabetes, Turkish Journal of Biochemistry, and, Medicine. Other services include the Advisory Board of Kadir Has University, JDRF Metabolic Control Program, Harvard-Pfizer Joint Steering Committee, Harvard Catalyst, Appointments and Promotions, Intellectual Property, and Conflict of Interest Committees, Advisory Boards of Syndexa Pharmaceuticals and Lipomics Inc., and Jury membership for NY Academy of Sciences, Blavatnik, Kadir Has, and Sedat Simavi Awards.



# CONGRESS SYMPOSIA

## Auditorium Harbiye

09:00-11:00 SYMPOSIUM

American Association for Clinical Chemistry (AACC) Symposium



### SELECTED TOPICS IN LABORATORY MEDICINE: QUID NOVĪ, QUO VADIS

Chair: *R.H. Christenson (USA)*

- 09:00-09:30 The laboratory medicine best practices program: an evidence-based approach to laboratory medicine  
*R.H. Christenson (USA)*
- 09:30-10:00 Cardiac troponin I standardization: current status, future promise  
*D. Bunk (USA)*
- 10:00-10:30 Toward patient-centered healthcare: improving public knowledge of laboratory medicine  
*D.R. Dufour (USA)*
- 10:30-11:00 International harmonization consortium: current status, future promise  
*G. Miller (USA)*

## Hall Beyazit

09:00-11:00 SYMPOSIUM

### EMERGING VASCULAR MARKERS

Chairs: *O. Guzel (Turkey), A. Levy (Israel)*

- 09:00-09:30 Pharmacogenomic application of the Haptoglobin genotype in the prevention and treatment of Diabetic Cardiovascular Disease  
*A. Levy (Israel)*
- 09:30-10:00 Mechanisms and modulation of hemoglobin vascular toxicity  
*D. Schaer (Switzerland)*
- 10:00-10:30 Antioxidant defense mechanisms in diabetes mellitus  
*S. Awadallah (Arab Emirates)*
- 10:30-10:45 The genetic background, immunological characteristics, therapeutic aspects and classical risk factors – the multifactorial assessment of atherosclerotic risk in systemic lupus erythematosus patients  
*K. Fischer (Poland)*
- 10:45-11:00 Osteoprotegerin as a marker of atherosclerosis and severity of CAD in patients candidate to cardiac imaging  
*F. Cocci (Italy)*

# CONGRESS SYMPOSIA

## Hall Emirgan

09:00-11:00 SYMPOSIUM

### NEW HORIZONS OF LABORATORY MEDICINE FOR AUTOIMMUNITY

Chairs: *O. Alatas (Turkey), H. Renz (Germany)*

- 09:00-09:30 Recent advances in autoimmune diagnostic – implications for the routine laboratory  
*H. Renz (Germany)*
- 09:30-10:00 CD22 polymorphism and susceptibility to murine lupus-like disease  
*L. Reininger (France)*
- 10:00-10:30 The CD19 signalling molecule is elevated in non-obese diabetic (NOD) mice and drives autoimmunity leading to type 1 diabetes (T1D)  
*R. Slattery (Australia)*
- 10:30-10:45 A novel CytoBead Immunoassay for simultaneous detection of celiac-disease specific antibodies and total IgA  
*M. Sowa (Germany)*
- 10:45-11:00 CytoBead ANA - a novel indirect immunofluorescence test for the simultaneous detection of anti-nuclear antibodies  
*J. Scholz (Germany)*

## Hall Camlica

09:00-11:00 SYMPOSIUM

### LABORATORY MEDICINE PRACTICE GUIDELINES: A MULTIDISCIPLINARY APPROACH

Chairs: *A. R. Horvath (Australia), A. Sepici Dincel (Turkey)*

- 09:00-09:30 Are guidelines guiding us on how to utilize laboratory tests?  
*A. R. Horvath (Australia)*
- 09:30-10:00 Grading evidence for laboratory tests beyond diagnostic accuracy  
*A. Don-Wauchope (Canada)*
- 10:00-10:30 Evidence and cost effectiveness requirements for recommending new biomarkers  
*P. O. Collinson (United Kingdom)*
- 10:30-10:45 Laboratory medicine best practice guideline: Vitamins A, E and the Carotenoids in blood  
*R. Greaves (Australia)*
- 10:45-11:00 Establishment of a common calibrator for mass spectrometry analysis of serum testosterone  
*T. Koal (Austria)*



# CONGRESS SYMPOSIA

## Hall Uskudar 2

09:00-11:00 SYMPOSIUM

### **EPIGENETICS AND LABORATORY MEDICINE**

Chairs: *M. Esteller (Spain), H. Pinarbasi (Turkey)*

- 09:00-09:30 Human cancer epigenetics: from knowledge to application  
*M. Esteller (Spain)*
- 09:30-10:00 Reprogramming the cancer epigenome  
*C. Oakes (Germany)*
- 10:00-10:30 Probing the cancer methylome  
*S. Beck (United Kingdom)*
- 10:30-10:45 Altered epigenetic signatures in circulating cell-free nucleosomes measured by ELISA detect and differentiate colorectal and prostate cancer  
*M. Herzog (Belgium)*
- 10:45-11:00 Performance Evaluation of Next Generation Sequencing (NGS) for BRCA1/2 Testing by a Novel Bioinformatics Analysis Tool (Amplicon Suite)  
*E. Capoluongo (Italy)*

## Hall Uskudar 3

09:00-11:00 SYMPOSIUM

### **NEW TECHNOLOGICAL DEVELOPMENTS IN LABORATORY MEDICINE**

Chairs: *A. Cossarizza (Italy), G. Haklar (Turkey)*

- 09:00-09:30 Advanced technologies in studying HIV infection  
*A. Cossarizza (Italy)*
- 09:30-10:00 Recent advances in cytomics for immunology  
*J.-E. O'Connor (Spain)*
- 10:00-10:30 Biomarkers, biosignatures and biosensors of chronic inflammation  
*A. Radbruch (Germany)*
- 10:30-10:45 Development of a Turboflow™-LC-MS/MS method for determination of 17-hydroxyprogesterone in human serum  
*J. Gervasoni (Italy)*
- 10:45-11:00 Determination of steroids from dried blood spots by liquid chromatography tandem mass spectrometry(LC-MS/MS)  
*A. Unlu (Turkey)*

## Hall Beylerbeyi



09:00-11:00 SYMPOSIUM

International Federation of Clinical Chemistry and Laboratory Medicine (IFCC) Symposium

### **THE IMPACT OF LABORATORY MEDICINE ON CLINICAL OUTCOMES**

Chair: *G. Beastall (United Kingdom)*

- 09:00-09:30 The architecture of medical test evaluations: from analytical performance to clinical effectiveness  
*P. Bossuyt (The Netherlands)*
- 09:30-10:00 Demonstrating the impact of laboratory medicine on clinical outcomes  
*M. Hallworth (United Kingdom)*
- 10:00-10:30 Collaborating with international clinical organisations  
*H. Morris (Australia)*
- 10:30-11:00 Communicating the impact of laboratory medicine: The 'Labs Are Vital™' global initiative  
*E. Jacobs (USA)*

## Hall Uskudar 1



09:00-11:00 SYMPOSIUM

World Association of Societies of Pathology and Laboratory Medicine (WASPALM) Symposium

### **BIOMARKERS AND PERSONALIZED PHARMACOTHERAPY**

Chair: *M. Oellerich (Germany)*

- 09:00-09:30 Biomarkers in targeted cancer drug therapy  
*P.D. Walson (Germany)*
- 09:30-10:00 Biomarkers to achieve personalized immunosuppression in transplantation  
*M. Oellerich (Germany)*
- 10:00-10:30 Pharmacogenomics and individualized drug therapy  
*M. Schwab (Germany)*
- 10:30-11:00 Pharmacogenomics of cardiovascular drugs – The Example of Thienopyridines  
*G. Siest (France)*



# PLENARY LECTURE

Auditorium Harbiye

11:45-12:30

Chair: *G. Beastall (United Kingdom)*

## **Imaging brain function and connectivity with ultrahigh field magnetic resonance**

*K. Ugurbil (USA)*



Prof. Kamil Ugurbil holds A.B., and Ph.D. degrees in physics, and chemical physics, awarded in year 1972, 1976, respectively, from Columbia University, New York, New York, and Honorary Doctorates (Doctorate Honoris Causa) received from University of Utrecht, Netherlands, in 2005, and Maastricht University, Netherlands in 2010. After receiving his PhD, he joined AT&T Bell Laboratories, and subsequently returned to Columbia University in 1979 as a faculty member. In 1982, he moved to the University of Minnesota where his research effort in magnetic resonance (MR) led to the evolution of his laboratory into an interdepartmental and interdisciplinary research center, the Center for Magnetic Resonance Imaging (CMRR). Dr. Ugurbil currently holds the McKnight Presidential Endowed Chair Professorship in Radiology, Neurosciences, and Medicine and is the Director of CMRR at the University of Minnesota. His research focus has been the development of biological magnetic resonance imaging and spectroscopy using ultrahigh magnetic fields (7 Tesla and higher), with particular emphasis on neuroimaging and brain function. One of the two studies that introduced functional imaging in the brain using magnetic resonance techniques (fMRI) were conducted in CMRR at the University of Minnesota under his leadership. Since then, his work has primarily revolved around understanding the origins of the MR detected functional signals and developing strategies to improve the spatial accuracy, and spatial resolution of the functional maps obtained by magnetic resonance. This seminal effort was complemented with fundamental studies on the physics of ultrahigh field imaging in the human body, development of high frequency RF instrumentation, and introduction of new data acquisition methods, leading to some of the most advanced applications of neuroimaging and extension of ultrahigh field imaging first time to the study of organ systems in the human torso. Prof. Ugurbil's contributions to biomedical magnetic resonance was recognized with the Gold Medal from the International Society of Magnetic Resonance in Medicine (ISMRM) 1996, the highest award given by this society. He was subsequently elected as a Fellow of ISMRM in 1997 and of the International Society of Magnetic Resonance (ISMAR) in 2009. Dr. Ugurbil was inducted into the American Academy of Arts and Sciences and the Institute of Medicine, National Academies in 2005 and 2007, respectively.



## Hall Hamidiye

12:30-14:30 SYMPOSIUM

### **CLINICAL CHEMISTRY WORKSHOP ON PUBLICATIONS ETHICS AND SCIENTIFIC WRITING**

- Publication ethics
  - Guide to scientific writing
- N. Rifai (USA)*

## Auditorium Harbiye

14:30-16:30 SYMPOSIUM

European Federation of Clinical Chemistry and Laboratory Medicine (EFLM) Symposium



### **PATIENT FOCUSED LABORATORY MEDICINE**

Chair: *I. Watson (United Kingdom)*

- 14:30-15:10 The triologue of patient, physician and the laboratory: delivering patient focused laboratory medicine  
*J. Corberand (France)*
- 15:10-15:50 Giving laboratory results directly to patients: principles and practice  
*W. Oosterhuis (The Netherlands)*
- 15:50-16:30 If I was a patient what would I expect from POCT?  
*I. Watson (United Kingdom)*

# INDUSTRY-SPONSORED WORKSHOPS

## Hall Beyazit

14:30-15:30 Workshop #1

**RANDOX**

### RAPID AND RELIABLE ASSESSMENT OF PATIENTS WITH SUSPECTED FAMILIAL HYPERCHOLESTEROLEMIA (FH)

Chair: *M.M. Corsi Romanelli*

- Rapid simultaneous detection of mutations within the LDLR, ApoB and PCSK9 genes  
*C. Graham*

## Hall Emirgan

14:30-15:30 Workshop #4

**mindray**  
healthcare within reach

### IMMUNOASSAYS TRACEABILITY AND POTENTIAL BIO-MARKERS FOR CORONARY ATHEROSCLEROSIS

Chair: *M. Plebani*

- Traceability and harmonization in immunoassays  
*M. Plebani*
- Assessment of cyclophilin A, pentraxin-3, serum amyloid A and oxidized-LDL as potential biomarkers in the prediction and progression of coronary atherosclerosis  
*E. Ademoglu*

## Hall Camlica

14:30-15:30 Workshop #7

**SIEMENS**

### INFLAMMATORY CNS DISEASE AND DIAGNOSTIC UTILITY OF FLC TESTING IN CSF

Chair: *G. Saruhan-Direskeneli*

- Association of FLC in CSF with intrathecal immunoglobulin synthesis in neurological diseases  
*H. TUMANI*
- Evaluation of Siemens N Latex FLC kappa index to support the diagnosis of multiple sclerosis  
*W. Hübl*



# INDUSTRY-SPONSORED WORKSHOPS

## Hall Uskudar 2

14:30-15:30 Workshop #10



### THE GLOBAL DIABETES EPIDEMIC AND THE USE OF HB A1C FOR DIAGNOSIS

Speakers: *R. Erasmus (South Africa)*  
*J. Lotz (Germany)*

## Hall Beylerbeyi

14:30-15:30 Workshop #13



### HAEMATOLOGY: INFECTIOUS DISEASES

Chair: *J. Linssen*

- Differentiation of a lymphocytosis depending on intracellular activity and membrane composition  
*P. Schuff-Werner*
- Relevance of effective diagnostics for fighting infectious diseases in 3rd world countries  
*A. Van de Ven*

## Hall Uskudar 3

14:30-15:30 Workshop #16



### Lp-PLA2 – CLOSING THE DIAGNOSTIC GAP IN CARDIOVASCULAR RISK ASSESSMENT

Chairs: *M. Grimmmler, M.M. Hoffmann*

- The role of Lp-PLA2 in risk assessment of cardiovascular disease  
*H. Scharnagl*
- Lp-PLA2 FS - Laboratory test to evaluate vulnerability of atherosclerotic plaques  
*I. Delseith*
- Lipoprotein-associated phospholipase A2: a predictor of coronary artery disease events  
*M. M. Hoffmann*



# INDUSTRY-SPONSORED WORKSHOPS

## Hall Camlica

16:00-17:00 Workshop #8

**SIEMENS**

### VITAMIN D STANDARDIZATION IS NOW A REALITY

Chair: *P. E.C. Sibley*

Speakers: *L. M. Thienpont*  
*G. D. Carter*

## Hall Uskudar 3

16:00-17:00 Workshop #17

**SEKISUI**

### AN INNOVATIVE APPROACH TO HBA1C: NEW COMPACT SYSTEM HPLC FOR DE-CENTRALIZED TESTING SITES

- Program Introduction and Sekisui Corporate Overview  
*S. Wells (USA)*
- HPLC Technology Review  
*T. Yotani (Japan)*
- Compact HPLC System Design  
*P. Bennett (United Kingdom)*

M o n d a y 2 3 J u n e

## Auditorium Harbiye

09:00-11:00 SYMPOSIUM

### **PANDEMIA OF OBESITY, METABOLIC SYNDROME AND DIABETES. ROLE OF LABORATORY MEDICINE**

Chairs: *G.S. Hotamisligil (USA), S. Süer Gökmen (Turkey)*

- 09:00-09:30 The role of the laboratory in the diagnosis and assessment of diabetes  
*E. Kilpatrick (United Kingdom)*
- 09:30-10:00 Adipokines in Morbid Obesity  
*G.-H. Schernthaner (Austria)*
- 10:00-10:30 Adipokine aP2 is a novel metabolic hormone contributing to cardiometabolic disease  
*E. Calay (USA)*
- 10:30-10:45 The effect of gender on association of melatonin receptor 1B gene variation with Type 2 diabetes-related traits  
*S. Semiz (Bosnia and Herzegovina)*

## Hall Beyazit

09:00-11:00 SYMPOSIUM

### **CLINICAL LABORATORY'S ROLE IN DECISION MAKING: RISK ASSESSMENT AND INTERPRETATION OF LABORATORY TEST RESULTS**

Chairs: *M. Bolayırlı (Turkey), C. M. Florkowski (New Zealand)*

- 09:00-09:30 Troponins, accelerated diagnostic pathways and clinical decision making  
*C. M. Florkowski (New Zealand)*
- 09:30-10:00 Applications of cardiac natriuretic peptide measurements in the clinical management of heart failure  
*A. M. Richards (New Zealand)*
- 10:00-10:30 Genomic prediction and risk stratification for common diseases  
*J. B. Whitfield (Australia)*
- 10:30-10:45 Normal hs-cTnT level in relation to age and sex in patients admitted to emergency department (ED)  
*K. Sztefko (Poland)*
- 10:45-11:00 B12 hypervitaminosis: can we trust our assays  
*F. Luyckx (Belgium)*

# CONGRESS SYMPOSIA

## Hall Emirgan

09:00-11:00 SYMPOSIUM

### DATA GENERATION AND ETHICAL ISSUE IN LABORATORY MEDICINE

Chairs: *M. J. McQueen (Canada), F. Sagin (Turkey)*

- 09:00-09:30 Ethical challenges in the collection, generation, interpretation and application of clinical research data  
*M. J. McQueen (Canada)*
- 09:30-10:00 Are there core bioethical principles that should be dealt with in priority in the clinical laboratory?  
*J. Watine (France)*
- 10:00-10:30 To know or not to know: The importance of ethics in the omics age  
*J. J. Jonsson (Iceland)*
- 10:30-10:45 Artificial Intelligence Applications in Clinical Laboratories: Expert System Development for Quantitative Amino Acid Analysis Interpretation  
*D. I. Topcu (Turkey)*
- 10:45-11:00 Biochemistry 2.0, Biochemistry Knowledge Management BKM - "Improving the Use and Interpretation of Biochemistry Information"  
*F.H. Fares Taie (Argentina)*

## Hall Camlica

09:00-11:00 SYMPOSIUM

### BIOLOGIC VARIATION AND ITS EFFECT ON THE REFERENCE VALUES

Chairs: *W. A. Bartlett (United Kingdom), L. Tamer (Turkey)*

- 09:00-09:30 Biological variability and its effect on reference values: an overview  
*W. A. Bartlett (United Kingdom)*
- 09:30-10:00 Biological variation - Implications for renal medicine  
*E. Lamb (United Kingdom)*
- 10:00-10:30 Biological variation and its effect on the reference values: a study in Turkey  
*Y. Ozarda (Turkey)*
- 10:30-10:45 Circulating cardiac troponin T exhibits a diurnal rhythm  
*L.J.J. Klinkenberg (The Netherlands)*
- 10:45-11:00 Reference intervals for routine biochemical analytes in healthy indian volunteers : C-RIDL IFCC Initiative  
*S. Shah (India)*

## Hall Uskudar 2

09:00-11:00 SYMPOSIUM

### **PREANALYTICAL, ANALYTICAL AND POSTANALYTICAL ASPECTS IN MOLECULAR DIAGNOSTIC**

Chairs: *F. Akbiyik (Turkey), M. Pazzagli (Italy)*

- 09:00-09:30 Standardization of the pre-analytical phase for molecular methods in blood  
*M. Pazzagli (Italy)*
- 09:30-10:00 Massive parallel sequencing in molecular oncology  
*M. Neumaier (Germany)*
- 10:00-10:30 Computational methods and infrastructures for post-processing of massive parallel data sets  
*T. Rattei (Austria)*
- 10:30-10:45 Association of VEGF gene polymorphisms (+405C/G, -460T/C, -1540C/A and -1512Ins18) with psoriasis in Turkish population  
*T. Bozduman (Turkey)*
- 10:45-11:00 Risk of misdiagnosis due to allele dropout in molecular diagnostics: analysis of 30769 genotypes  
*J. Blais (Canada)*

## Hall Beylerbeyi

09:00-11:00 SYMPOSIUM

### **EXPANDING ROLE OF CLINICAL LABORATORY IN INFECTIOUS DISEASES. AUTOMATION?**

Chairs: *Y. Baskin (Turkey), D.H. Walker (USA)*

- 09:00-09:30 Application of automation in molecular diagnostics of infectious diseases  
*D.H. Walker (USA)*
- 09:30-10:00 The coming of age of automation in the clinical microbiology laboratory  
*P. Bourbeau (USA)*
- 10:00-10:30 Applications of mass spectrometry in clinical microbiology  
*S. Dumler (USA)*
- 10:30-10:45 Development of single-step real-time PCR-based melting curve analysis for HBV genotyping and evaluation of its application in Fujian China  
*Q. Ou (China)*
- 10:45-11:00 Cellular changes suggestive of viral infection and presence of human papillomavirus in penile lesions: cross-sectional, laboratory information management system-based study  
*G. Barra (Brazil)*



# CONGRESS SYMPOSIA

## Hall Uskudar 3

09:00-11:00 SYMPOSIUM

International Federation of Clinical Chemistry and Laboratory  
Medicine (IFCC) Symposium



**PEER REVIEW AND ETHICS IN PUBLICATIONS IN THE ELECTRONIC AGE**

Chairs: *K. Adeli (Canada), P. Vervaart (Australia)*

09:00-09:30 Peer review in publications  
*K. Adeli (Canada)*

09:30-10:00 Ethics in online publications  
*P. Vervaart (Australia)*

10:00-10:30 Open access publishing in the electronic age  
*G.L. Kovacs (Hungary)*

10:30-11:00 How to write a scientific paper: a practical guide  
*E. Delvin (Canada)*

## Hall Uskudar 1

09:00-11:00 SYMPOSIUM

Asia-Pacific Federation for Clinical Biochemistry and Laboratory  
Medicine (APFCB) Symposium



**ENVIRONMENTAL ISSUES**

Chair: *T. Badrick (Australia)*

09:00-09:40 Environmental guidelines for Clinical Laboratories  
*J. Lopez (Malaysia)*

09:40-10:20 Adopting environmental guidelines and cost savings  
*T. Badrick (Australia)*

10:20-11:00 Environmental laboratory facilities management  
*D. Jackson (USA)*



## Auditorium Harbiye

11:45-12:30

Chair: *T. Ozben (Turkey)*

### **Inflammation, immunity and atherosclerosis**

*G.K. Hansson (Sweden)*



Göran K. Hansson, born 1951, is a Swedish physician and medical researcher.

Hansson was awarded his doctorate in 1980 at the University of Gothenburg.[1] He has been a research scientist at the University of Washington in Seattle, professor of cell biology at the University of Gothenburg, and visiting professor at Harvard Medical School. Since 1995, he is professor of experimental cardiovascular research at Karolinska Institutet.

His research concerns the interplay between the immune system and blood vessels, and the origin of atherosclerosis.[2][3]

In 2007, Hansson was elected a member of the Royal Swedish Academy of Sciences.[3] and of Academia Europaea. He is a member and past chairman of the Nobel Committee for Physiology or Medicine at Karolinska Institutet (for the Nobel Prize in Physiology or Medicine) and is the Committee's secretary from 2009. He also serves on the Board of Directors of the Nobel Foundation.

# CONGRESS SYMPOSIA

## Hall Hamidiye

12:30-14:30 SYMPOSIUM

### **CLINICAL CHEMISTRY WORKSHOP ON PUBLICATIONS ETHICS AND SCIENTIFIC WRITING**

- Publication ethics
  - Guide to scientific writing
- N. Rifai (USA)*

## Auditorium Harbiye

14:30-16:30 SYMPOSIUM

Latin America Confederation of Clinical Biochemistry (COLABIOCLI) Symposium



### **BLEEDING AND THROMBOTIC DISORDERS: EVALUATION BY HAEMOSTASIS LABORATORIES**

Chair: *R. Forastiero (Argentina)*

- 14:30-15:00 Overview of haemostasis  
*M. Echenagucia (Venezuela)*
- 15:00-15:30 Haemophilia and VW diseases  
*J. Pereira Garces (Chile)*
- 15:30-16:00 Inherited thrombophilia  
*J. Annichino Bizzacchi (Brazil)*
- 16:00-16:30 The antiphospholipid syndrome  
*R. Forastiero (Argentina)*

## Hall Beylerbeyi

15:45-17:30 SYMPOSIUM

IFCC's Committee-Evidence Based Laboratory Medicine Symposium

### **EVIDENCE BASED LABORATORY MEDICINE IN DECISION MAKING: A VALUE-BASED BUSINESS PERSPECTIVE**

Chair: *R. Christenson (USA)*

- How Industry Should Utilize Evidence Based Laboratory Medicine  
*C. Price (United Kingdom)*
- Value of Biomarkers in Diabetes Care: Marriage of Better Healthcare and Business Opportunity  
*D. Aslan (Turkey)*
- Should we License this Test? Practical use of Evidence Based Laboratory Medicine (EBLM) techniques  
*R. Christenson (USA)*



# INDUSTRY-SPONSORED WORKSHOPS

## Hall Beyazit

14:30-15:30 Workshop #22

**RANDOX**

### EMERGING BIOMARKERS: ADIPONECTIN – AN EMERGING RISK FACTOR OF DIABETES AND TXB CARDIO – URINARY PLATELET THROMBOXANE (11-DEHYDRO-THROMBOXANE B2) EXCRETION AND ASPIRIN RESPONSE IN PATIENTS WITH DIABETES AND CORONARY ARTERY DISEASE

Chair: *M.M. Corsi Romanelli*

- Adiponectin – an emerging risk factor of diabetes  
*J. Campbell*
- Urinary Platelet Thromboxane (11-dehydro-Thromboxane B2) excretion and Aspirin Response in Patients with Diabetes and Coronary Artery Disease  
*P. RJ Ames*

## Hall Emirgan

14:30-15:30 Workshop #24

**AB SCIEX**

### EXTENDING THE SCOPE OF MASS SPECTROMETRY TO THE ROUTINE CLINICAL DIAGNOSTIC LABORATORY

Chair: *R. Watts*

- Recent advancements in mass spectrometry-based diagnostic solutions for routine use  
*D. Blake*
- Newborn Screening for inborn errors of metabolism using an AB SCIEX 3200MD QTRAP system on Dried Blood Spot and Plasma on Sardinian population. Preliminary experience at the Unit of Metabolic Diseases, II Pediatric Clinic of Microcitemico of Cagliari. (Italy)  
*M. Mura*

## Hall Camlica

14:30-15:30 Workshop #26

**SIEMENS**

### THE GLOBAL BURDEN OF HCV: LABORATORY TESTING AND ADVANCES IN TREATMENT

Chair: *K. Soreng*

Speaker: *J. Ward*



# INDUSTRY-SPONSORED WORKSHOPS

## Hall Uskudar 2

14:30-15:30 Workshop #28



- Quality indicators for monitoring preanalytical Phase  
*G. Lippi*
- Panel Discussion: Specimen Quality  
Chairperson: *A. Stankovic*  
Panel members: *G. Lippi, A. Ahuja, P. Bouic, G. Haklar, A. Gilmanov*

## Hall Beylerbeyi

14:30-15:30 Workshop #30



### EMPLOYING URINALYSIS TO MEET TODAY'S HEALTHCARE CHALLENGES WITH URINARY TRACT INFECTIONS

Chairs: *S. Aydemir, G. Soyletir*

- How can we cut down on cultures and antibiotics using urine flow cytometry?  
*V. Scharnhorst*
- Novel workflow ideas to exclude or identify urinary tract infections – while the patient waits  
*A. Ilki*

## Hall Uskudar 3

14:30-15:30 Workshop #32



### THE USE OF BKV VIRUS QUANTITATION IN THE MANAGEMENT OF RENAL TRANSPLANT PATIENTS

Chair: *P. Eros*

Speaker: *N. Jeoffreys*

# INDUSTRY-SPONSORED WORKSHOPS

## Hall Uskudar 1

14:30-15:30 Workshop #34



### QUALITY CONTROL: THE UGLY, THE BAD, AND THE GOOD

Speaker: *S. Westgard (USA)*

## Hall Beyazit

16:00-17:00 Workshop #23



### VITAMIN D TESTING: BRIDGING THE GAP FROM LAB BENCH TO BEDSIDE

Chair: *JMW van den Ouweland*

- Vitamin D and metabolites measurement methodologies  
*J. van den Ouweland (The Netherlands)*
- Measuring 1,25-dihydroxyvitamin D levels by the fully on-board IDS-iSYS 1,25 VitDXp assay  
*C. Milcynski (Germany)*
- Standardisation of 25(OH)-vitamin D assays: beware of limitations  
*E. Cavalier (Belgium)*

*Attend the workshop to increase your awareness about the differences between the vitamin D measurement methodologies.*

## Hall Camlica

16:00-17:00 Workshop #27



### ANDROGEN EXCESS SYNDROMES & CHEMOTHERAPY INDUCED CARDIOTOXICITY – IMPORTANT ISSUES IMPACTING WOMEN'S HEALTH

Chair: *K. Soreng*

Speakers: *A.L. Woodworth (USA)*  
*M. T. Sandri (Italy)*



# INDUSTRY-SPONSORED WORKSHOPS

## Hall Uskudar 2

16:00-17:00 Workshop #29

DiaSorin

### TESTING VITAMIN D BEYOND 25-OH

Chair: *M. Plebani*

Speakers: *M. Plebani, J. Soldo*

## Hall Uskudar 3

16:00-17:00 Workshop #33



- Company profile

*J. Liao*

- Chemiluminescence Immunoassay System

*Z. Jiang*

- PCT

*J. Liao*

## Hall Uskudar 3

16:00-17:00 Workshop #35



### THE EMPOWER PROJECT – A VALUABLE MID TO LONG TERM QUALITY MANAGEMENT TOOL FOR MANUFACTURERS AND LABORATORIES

- Introduction to the Empower Project

*K. Van Uytfanghe, L. Thienpont*

- Patient Percentile Monitoring – A Valuable quality management tool for laboratories and manufacturers

*D. Stöckl*

- In-vitro Diagnostic master comparisons – A joint laboratory/manufacturer effort for monitoring test quality and comparability

*K. Goossens*

# CONGRESS SYMPOSIA

## Auditorium Harbiye

09:00-11:00 SYMPOSIUM

### HOW ISO 15189 HAS INFLUENCED LABORATORY TESTING?

Chairs: *E. Sozmen (Turkey), T. Zima (Czech Republic)*

- 09:00-09:30 Accreditation in laboratory – New ISO15189:2013 benefits and negotiation for patient safety  
*T. Zima (Czech Republic)*
- 09:30-10:00 Development of accreditation of medical laboratories in Europe. Do we need it to become obligatory?  
*W. Huisman (The Netherlands)*
- 10:00-10:30 How ISO15189 has influenced laboratory testing  
*S. Ehrmeyer (USA)*
- 10:30-10:45 Current practice of reporting of test results and patient access to results among European countries  
*I. Watson (United Kingdom)*
- 10:45-11:00 Quality Indicators in Laboratory Medicine: the experience of a large laboratory  
*L. Sciacovelli (Italy)*

## Hall Beyazit

09:00-11:00 SYMPOSIUM

### ESTABLISHED AND EMERGING MARKERS OF RENAL FUNCTION - CHRONIC KIDNEY DISEASE - BEST LABORATORY PRACTICE

Chairs: *G. Jones (Australia), F. Uras (Turkey)*

- 09:00-09:30 eGFR equations - the theory and the practice  
*G. Jones (Australia)*
- 09:30-10:00 Creatinine, cystatin C and urine albumin – Analytical update  
*J. Delanghe (Belgium)*
- 10:00-10:30 The updated KDIGO guideline for chronic kidney disease  
*E. J. Lamb (United Kingdom)*
- 10:30-10:45 Enzymatic v jaffe creatinine – comparison of over 10,000 samples  
*G. Jones (Australia)*
- 10:45-11:00  $\beta$ -Trace protein as marker for GFR in Renal Transplant Recipients  
*S. Amer (Egypt)*



# CONGRESS SYMPOSIA

## Hall Emirgan

09:00-11:00 SYMPOSIUM

### BIOMARKERS FOR NEURODEGENERATIVE DISEASES

Chairs: *S. Bernardini (Italy), H. Islekel (Turkey)*

- 09:00-09:30 The prominent role of laboratory biomarkers in the diagnosis of Dementia  
*S. Bernardini (Italy)*
- 09:30-10:00 Diagnostic and theragnostic cerebrospinal fluid biomarkers for Alzheimer's disease  
*K. Blennow (Sweden)*
- 10:00-10:30 Need for the standardization of analytical and preanalytical steps (CSF Alzheimer Disease biomarkers)  
*A. Perret-Liaudet (France)*
- 10:30-10:45 Evaluation of dihydrofolate reductase enzyme activity and one carbon metabolism in patients with bipolar disorder  
*M. Gültepe (Turkey)*
- 10:45-11:00 Discrimination of pseudodementia from Alzheimer's Disease using CSF biomarkers  
*G. Sancesario (Italy)*

## Hall Camlica

09:00-11:00 SYMPOSIUM

### CANCER AND LABORATORY MEDICINE

Chairs: *F. Akcay (Turkey), E. Diamandis (Canada)*

- 09:00-09:30 The failure of protein cancer biomarkers to reach the clinic: why, and what can be done to address the problem?  
*E. Diamandis (Canada)*
- 09:30-10:00 Circulating tumor cells as biomarkers in cancer patients  
*K. Pantel (Germany)*
- 10:00-10:30 Divergent and coordinate regulation of the unfolded protein response pathways by androgens in prostate cancer  
*F. Saatcioglu (Norway)*
- 10:30-10:45 SNPs analysis in DPYD gene for primary prevention of severe toxicity induced by 5 fluorouracil treatment in cancer patients  
*L. Simi (Italy)*
- 10:45-11:00 Calcitonin measurement on fine-needle aspirate washouts in medullary thyroid carcinoma  
*G. Canu (Italy)*



## Hall Uskudar 2

09:00-11:00 SYMPOSIUM

### NEW DEVELOPMENTS IN HEMOSTASIOLOGY

Chairs: *Z. G. Dikmen (Turkey), L. Muszbek (Hungary)*

- 09:00-09:30 Factor XIII determination: why, when and how?  
*L. Muszbek (Hungary)*
- 09:30-10:00 Quality improvement in the haemostasis laboratory: The role of external quality assessment  
*P. Meijer (The Netherlands)*
- 10:00-10:30 Effects of iron therapy on paraoxonase and arylesterase activities in patients with iron deficiency anemia  
*Y. Okuturlar (Turkey)*
- 10:30-10:45 UriSed as an alternative to phase-contrast microscopy in the differentiation between glomerular and non-glomerular hematuria  
*P.V. Bottini (Brazil)*

## Hall Beylerbeyi

09:00-11:00 SYMPOSIUM

International Federation of Clinical Chemistry and Laboratory Medicine (IFCC) Symposium



### IMMUNODEFICIENCIES - A CUTTING EDGE WORKSHOP REPRESENTING TOP RESEARCH AND NOVEL DIAGNOSTIC OPTIONS

Chair: *U. Sack (Germany)*

- 09:00-09:30 Complement deficiencies: Clinical impact and diagnostic strategies  
*M. Kirschfink (Germany)*
- 09:30-10:00 B-cells  
*M. van der Burg (The Netherlands)*
- 10:00-10:30 Phagocytes  
*J. Reichenbach (Switzerland)*
- 10:30-11:00 Diagnosis of primary deficiencies in lymphocyte cytotoxicity  
*Y. Bryceson (Sweden)*

# CONGRESS SYMPOSIA

## Hall Uskudar 3

09:00-11:00 SYMPOSIUM

International Federation of Clinical Chemistry and Laboratory  
Medicine (IFCC) Symposium



### **STANDARDIZATION OF COMMON ENDOCRINE TESTS**

Chair: *P. Gillery (France)*

09:00-09:30 How to achieve comparable results across laboratories  
*I.S. Young (Ireland)*

09:30-10:00 Progress in standardization of thyroid function tests  
*L. Thienpont (Belgium)*

10:00-10:30 Development of a reference measurement system for  
parathyroid hormone  
*C. Sturgeon (United Kingdom)*

10:30-11:00 Ensuring comparable vitamin D measurement with different assays  
*C. Sempos (USA)*

## Hall Uskudar 1

09:00-11:00 SYMPOSIUM

Arab Federation of Clinical Biology (AFCB) Symposium



### **INBORN ERRORS OF METABOLISM IN THE AFCB REGION**

Chair: *L. Chabraoui (Morocco)*

09:00-09:30 Lysosomal storage disorders in Morocco  
*L. Chabraoui (Morocco)*

09:30-10:00 Diagnosis and management of the aminoacidopathies in Tunisia  
*N. Kaabachi (Tunisia)*

10:00-10:30 Organic acidurias, an inherited metabolic disease  
*M. Shaarawy (Egypt)*

10:30-11:00 A pilot study on an expanded newborn screening program in  
Palestine  
*S. Khatib (Palestine)*

## Auditorium Harbiye

11:45-12:30

Chair: *D. Yucel (Turkey)*

**Ion channel expression in cancer: from laboratory to clinic (and back)!**

*M.B.A. Djamgoz (United Kingdom)*



Mustafa Djamgoz was born in Nicosia, Cyprus in 1952 and came to the UK in 1970 to finish A-level exams and then to go to university. He obtained a first-class BSc degree in Physics and a PhD in Biophysics at Imperial College London, where ultimately (in 1995) he became Professor of Neurobiology, and later (2005), Professor of Cancer Biology. The electrical activity of the body has always fascinated him. He worked on the electrophysiology of the retina for more than 20 years before becoming interested in cancer! With his highly unusual scientific background in neuroscience, he has introduced novel techniques aiming at early diagnosis and non-toxic therapy of solid cancers. This work has led to a new vision of the cancer

process and has now reached a pre-clinical stage. Professor Djamgoz has published 5 books, more than 200 primary research papers and has trained more than 30 PhDs. His scientific consultancies and granting agencies include the Medical Research Council (UK), The Wellcome Trust, Breast Cancer Campaign, Prostate Cancer Charity and Prostate UK. Prof Djamgoz is the recipient of the Huxley Memorial Medal, Japanese Government Research Award for Foreign Specialist and the Freedom of the City of London. Most recently, he has been appointed as the Chairman of the Research Council of the new College of Medicine, aiming to promote integrated health issues. Scientific charity work and public understanding are big parts of his life. In 2002 he established the Pro Cancer Research Fund and in 2005 he was appointed a Trustee of Breast Cancer care. As his hobbies, Prof Djamgoz lists reading, travelling, cooking, a little gardening and the research!

# CONGRESS SYMPOSIA

## Hall Uskudar 1

13:00-17:00 SYMPOSIUM

ISOBM/EGTM Workshop

### TUMOR MARKERS IN CLINICAL PRACTICE: AN UPDATE

13:00-13:40 Quality control and standarization in Tumor Markers

*C. Sturgeon (United Kingdom)*

13:40-14:20 Tumor markers in breast cancer: State of the art

*P. Stieber (Germany)*

14:20-15:00 Tumor markers in ovarian cancer: past present and future

*J. Duffy (Ireland)*

15:00-15:40 Use of tumor markers in the diagnosis of lung cancer. Can they be useful in screening

*R. Molina (Spain)*

16:00-16:30 Tumor markers in the diagnosis of effusions.

*J. Trape (Spain)*

16:30-17:15 News in Tumor markers in prostatic cancer: PCA3 and pro PSA

*A. Semionov (Germany)*

## Hall Beylerbeyi

14:30-17:00 SYMPOSIUM

The German Common Society of Clinical Chemistry and Laboratory Medicine Symposium

### CHALLENGES AND ISSUES OF EXTERNAL QUALITY ASSURANCE IN LABORATORY MEDICINE

Chair: *M. Schmidt (Germany)*

- POCT for Glucose - a new approach for improved external quality assessment  
*G. Schumann (Germany)*
- The perspective of HbA1c - now the IFCC reference measurement procedure is in place  
*C. Weykamp (Netherlands)*
- Creatinine - A key measurands of classic and new fields of EQA  
*C. Ritter-Sket (Germany)*
- Ten-year experience with international proficiency panels for molecular diagnostics  
*V. Haselmann (Germany)*
- Promoting Quality of Molecular Diagnosis of Hereditary Diseases: the
- Need for Continued Quality Improvement  
*N. Wolstenholme (UK)*
- Role of cellular free DNA in laboratory medicine  
*M. Neumaier (Germany)*

## Hall Emirgan

14:30-17:00 SYMPOSIUM

Learning 2Lead Consultants (L2L symposium)

### **CONTINUOUS QUALITY IMPROVEMENT - A PRACTICAL APPROACH TO ACHIEVE OPERATION EXCELLENCE**

Chairs: *W. Husiman (Netherlands), P.K. Suraj (India)*

- Work Flow concept and process mapping  
*E. Frank (India)*
- ‘To Err is Human’ - Error Management  
*M. Plebani (Italy)*
- Improving Laboratory operations - Quality Planning and Team work
- Is my laboratory performance at its best? - Quality Monitoring and Quality Improvement  
*E. Frank (India)*
- Developing and deriving Value from Quality Indicators
- Better Customer satisfaction – A realistic Indicator of laboratory performance  
*M. Plebani (Italy)*

## Auditorium Harbiye

14:30-17:00 SYMPOSIUM

ORPHEUS, FEBS Education Committee, and IFCC Education and Management Committee

### **PHD TRAINING IN CLINICAL CHEMISTRY, CLINICAL BIOCHEMISTRY, AND LABORATORY MEDICINE: WHERE ARE WE HEADING?**

Chairs: *M. Ferrari (Italy), G. Güner-Akdogan (Turkey), T. Zima (Czech Republic)*

14:30-14:40 Introduction

14:40-15:10 Recent Trends in PhD Training - A Global View

*G. Güner-Akdogan (Turkey)*

15:10-15:40 PhD Training in Laboratory Medicine – Connection to Medical Specialization

*T. Zima (Czech Republic)*

15:40-16:10 Overview on How Postgraduate Training in Laboratory Medicine is Accomplished in Europe

*M. Ferrari (Italy)*

16:10-16:40 AACC's ComACC Program: Post Graduate Education in Laboratory Medicine in the United States

*S. Wong (USA)*

16:40-17:00 Panel discussion with speakers and participants - Conclusions



# INDUSTRY-SPONSORED WORKSHOPS

## Hall Camlica

14:30-15:30 Workshop #42

**SIEMENS**

**NEW GUIDELINES AND THE URINE ALBUMIN-TO-CREATININE RATIO FOR EARLY DETECTION OF KIDNEY DISEASE: THE RIGHT TEST, AT THE RIGHT TIME, FOR THE RIGHT PATIENT**

*R.H. Christenson*

## Hall Uskudar 2

14:30-15:30 Workshop #45

 **Abbott**  
A Promise for Life

**MULTICENTER/GLOBAL REFERENCE INTERVALS STUDY FOR COMMON BIOCHEMICAL MARKERS**

Speaker: *Y. Özarda (Turkey)*  
*A. Borai (Saudi Arabia)*

## Hall Uskudar 3

14:30-15:30 Workshop #51

 **DiaSorin**

**USE OF THE ALDOSTERONE AND RENIN RATIO FOR EARLIER DIAGNOSIS OF PRIMARY ALDOSTERONISM**

Chair: *Prof. Mulatero*

Speakers: *Dr. Fortunato, D. Gruson*

# CONGRESS SYMPOSIA

## Auditorium Harbiye

09:00-11:00 SYMPOSIUM

### **POCT: ITS IMPACTS ON PATIENTS AND LABORATORIES**

Chairs: *D.E. Bruns (USA), S. Sandberg (Norway)*

09:00-09:30 A new POC paradigm: Continuous glucose monitoring to enable accurate control of glycemia

*D.E. Bruns (USA)*

09:30-10:00 What is important in quality control for POC instruments

*S. Sandberg (Norway)*

10:00-10:30 Past, current and continuing controversies in monitoring glycemic control in critical care settings

*D. Sacks (USA)*

10:30-10:45 Point of Care Testing (POCTs): the importance of critical problems reporting

*A. Aita (Italy)*

10:45-11:00 Implementation of C-reactive protein (CRP) point of care testing in the primary care: a pilot study

*A.Y. Demir (The Netherlands)*

## Hall Beyazit

09:00-11:00 SYMPOSIUM

### **BONE METABOLISM AND OSTEOPOROSIS**

Chairs: *B. Aydinol (Turkey), P. Garnero (France)*

09:00-09:30 New developments in biological markers of bone metabolism

*P. Garnero (France)*

09:30-10:00 Bone markers in patients with CKD

*E. Cavalier (Belgium)*

10:00-10:30 Markers of bone turnover in the diagnosis and therapeutic follow-up of osteoporosis

*M. Seibel (Australia)*

10:30-10:45 Impact of hemodilution on calculated free and bioavailable 25(OH)D as measured by LCMS/MS or immunoassays

*E. Cavalier (Belgium)*

10:45-11:00 25-Hydroxy vitamin D levels in Crohn's disease and its correlation with mediators of osteoimmunology

*N. Turk (Croatia)*



# CONGRESS SYMPOSIA

## Hall Emirgan

09:00-11:00 SYMPOSIUM

### NEW ADVANCES IN PRENATAL AND POSTNATAL TESTING

Chairs: *W. Holzgreve (Switzerland), A. Seven (Turkey)*

- 09:00-09:30 Non-invasive prenatal diagnosis from cell free DNA is finally available in clinical practice after twenty years of research  
*W. Holzgreve (Switzerland)*
- 09:30-10:00 Screening for preeclampsia and IUGR  
*R. Madazli (Turkey)*
- 10:00-10:30 New philosophy of first trimester screening in pregnancy  
*P. Calda (Czech Republic)*
- 10:30-10:45 Non invasive prenatal fetal blood group genotyping in the monitoring of allo-immunized anti-KEL1 pregnant women: experience of The French National Center For Perinatal Hemobiology (CNRHP)  
*A. Mailloux (France)*
- 10:45-11:00 Prenatal diagnosis of fetal aneuploidies using QF-PCR: the Egyptian study  
*S. Atef (Egypt)*

## Hall Camlica

09:00-11:00 SYMPOSIUM

### NEW INSIGHTS IN QUALITY MANAGEMENT OF THE TOTAL TESTING PROCESS

Chairs: *K. O. Akin (Turkey), M. Plebani (Italy)*

- 09:00-09:30 Harmonization, quality and safety in the total testing process  
*M. Plebani (Italy)*
- 09:30-10:00 Quality management of the pre-analytical phase  
*A.M. Simundic (Croatia)*
- 10:00-10:30 Impact of preventive and corrective actions in quality management for total testing process  
*O. Guzel (Turkey)*
- 10:30-10:45 Sigma approach to improve laboratory inventory control  
*A. Bardoloi (India)*
- 10:45-11:00 How to establish the grey zone for serological blood screening assays  
*C. Galli (Italy)*



## Hall Uskudar 2

09:00-11:00 SYMPOSIUM

### NEW STRATEGIES IN THE DIAGNOSIS OF HEMATOLOGIC DISEASES

Chairs: *J. Kappelmayer (Hungary)*, *N. Majkic Singh (Serbia)*

09:00-09:30 Flow cytometric evaluation of platelet markers in hematological disorders

*J. Kappelmayer (Hungary)*

09:30-10:00 Advances in leukemia/lymphoma immunophenotyping: contribution of the EuroFlow Consortium

*A. Orfao (Spain)*

10:00-10:30 Molecular profiling/diagnostics of myeloid neoplasms

*S. Ogawa (Japan)*

10:30-10:45 Molecular and cytogenetic features of B-cell clones expanded in multiclonal B-cell chronic lymphoproliferative disorders

*A. Orfao (Spain)*

10:45-11:00 Distinct clinical characteristics in myeloproliferative neoplasm with calreticulin mutations

*A. Tordai (Hungary)*

## Hall Beylerbeyi

09:00-11:00 SYMPOSIUM

International Federation of Clinical Chemistry and Laboratory Medicine (IFCC) Symposium



### CLINICAL UTILITY AND STANDARDIZATION OF EMERGING AND LESS COMMON TESTS

Chair: *I.S. Young (Ireland)*

09:00-09:30 How to standardize protein measurement by mass spectrometry

*S. Lehmann (France)*

09:30-10:00 Standardization in autoimmune testing

*J. Sheldon (United Kingdom)*

10:00-10:30 The impact of standardization on the clinical utility of bone marker measurement

*H. Morris (Australia)*

10:30-11:00 Is there a need for standardization of molecular diagnostic testing?

*D. Payne (USA)*



# CONGRESS SYMPOSIA

## Hall Uskudar 3

09:00-11:00 SYMPOSIUM

African Federation of Clinical Chemistry (AFCC) Symposium

**QUALITATIVE AND QUANTITATIVE PCR: HIV VIRAL LOAD AND EID**

Chair: *H. Lumano (Zambia)*



09:00-09:30 Implementation of ISO 15189 standards for improvement in quality of HIV Viral Load and EID services in Kenya

*T. Gachuki (Kenya)*

09:30-10:00 Performance analysis of HIV EID at Arthur Davidson Childrens Hospital PCR Laboratory in Ndola Zambia: A critical look at turnaround time

*H. Lumano (Zambia)*

10:00-10:30 Uganda's early infants diagnosis laboratory consolidation improves health outcomes to HIV positive infants

*S. Peter Rugera (Uganda)*

10:30-11:00 Detection of HIV drug resistance by real-time PCR based method

*N. Ulenga (Tanzania)*

## Hall Uskudar 1

09:00-11:00 SYMPOSIUM

**BALKAN CLINICAL LABORATORY FEDERATION (BCLF) SYMPOSIUM**

Chair: *G. Benga (Romania)*



09:00-09:30 Common urinalysis-current practices and future perspectives

*M. Shishenkov (Bulgaria)*

09:30-10:00 Water channel proteins (aquaporins and relatives) in laboratory medicine

*G. Benga (Romania)*

10:00-10:30 Specific cellular elements of urine sediment in various kidney diseases

*B. Glisic (Serbia)*

10:30-11:00 Cytomics – Immunomics

*K. Psarra (Greece)*

## Auditorium Harbiye

11:45-12:30

Chair: *A. Bulo Kasneci (Albania)*

### **Deciphering the plasma genome: applications to prenatal diagnosis and oncology**

*D. Lo (Hong Kong)*



Prof. Lo is the Director of the Li Ka Shing Institute of Health Sciences and the Chairman of the Department of Chemical Pathology of The Chinese University of Hong Kong. In 1997, Prof. Lo and his co-workers reported the presence of cell-free fetal DNA in the plasma of pregnant women. Since then, Prof. Lo has elucidated the fundamental biological characteristics regarding circulating fetal DNA as well as its clinical applications in noninvasive prenatal diagnosis. In 2008, Prof. Lo and his team demonstrated that next-generation sequencing of maternal plasma DNA would allow fetuses with Down syndrome to be detected robustly and noninvasively. In 2011, Prof. Lo and his team published the first large-scale validation of this technology for Down syndrome detection. This technology has since then been rapidly introduced into clinical practice in late 2011. Prof. Lo was also the first to demonstrate in 2010 that the fetal genome could be sequenced noninvasively from maternal plasma. Taken as a whole, Prof. Lo's work has created a paradigm shift in prenatal diagnosis, making such testing safer for the fetuses and less stressful for the pregnant mothers. In recognition of his work, Prof. Lo has won numerous awards and was elected to the Royal Society in 2011.

# CLOSING CEREMONY

## Auditorium Harbiye

12:30-13:00 CLOSING CEREMONY

- Congress President's Remarks  
*N. Ozer*
- Welcome to Durban 2017  
*R. Erasmus*
- IFCC Remarks  
*G. Beastall*

African Farewell Cocktail, outside the auditorium

T  
h  
u  
r  
s  
d  
a  
y  
  
2  
6  
  
J  
u  
n  
e



**IFCC WORLDLAB DURBAN 2017**  
**23<sup>rd</sup> International Congress of Clinical Chemistry and Laboratory Medicine**  
**(IFCC Worldlab 2017)**

**57<sup>th</sup> Meeting of the South African Association for Clinical Biochemistry**

**5<sup>th</sup> Congress of the African Federation of Clinical Chemistry**

**22-25 October 2017**  
**Durban, South Africa**  
**Durban International Convention Center**



# CLOSED MEETINGS

Friday, 20 June 2014	Chair	Time	Room	Level
IFCC Executive Board		9:00-17:00	Elmadag 2.1	B1
EFLM Executive Board		9:00-17:00	Elmadag 2.2	B1
IFCC SD EC	I. Young	9:00-17:00	Yildiz 2	B2

Saturday, 21 June 2014	Chair	Time	Room	Level
IFCC Executive Board		9:00-17:00	Elmadag 2.1	B1
EFLM Executive Board		9:00-13:00	Elmadag 2.2	B1
IFCC SD EC	I. Young	9:00-17:00	Yildiz 2	B2
IFCC EMD EC	M. Ferrari	9:00-17:00	Taksim 1	B1

Sunday, 22 June 2014	Chair	Time	Room	Level
IFCC WG-IANT	M. Pasquel	8:30-12:30	Yildiz 2	B2
IFCC EMD EC	M. Ferrari	9:00-13:00	Taksim 1	B1
IFCC WG-CDT	F. Schellenberg	9:00-17:00	Elmadag 2.2	B1
IFCC Council		8:45-16:30	Hamidiye	B2
IFCC C-RIDL	K. Ichihara	9:00-17:00	Yildiz 3	B2
IFCC C-RSE	F. Ceriotti	14:00-17:00	Yildiz 2	B2
IFCC C-CC	T. Ozben	16:00-17:30	Elmadag 2.1	B1

Monday, 23 June 2014	Chair	Time	Room	Level
IFCC TF-PLM	V. Grey	08:30-12:30	Elmadag 2.2	B1
IFCC C-AQ	E. Amann	08:30-11:30	Yildiz 3	B2
IFCC C-DL	J. Smith	09:00-12:30	Taksim 1	B1
IFCC TF-YS	P. Dabla	09:00-12:30	Taksim 2	B1
IFCC TF- HbA1c	G. John	09:00-12:30	Yildiz 1	B2
IFCC WG-eJIFCC	G. Kovacs	11:00-13:00	Yildiz 2	B2
IFCC DQCML	M. Thomas	12:00-14:00	Yildiz 3	B2
IFCC Editors Meeting	K. Adeli	13:00-15:00	Yildiz 2	B2
IFCC WG-GMECC	C. Bowman	14:00-17:00	Taksim 1	B1
IFCC WG-C	G. Miller	14:00-17:00	Elmadag 2.2	B1
IFCC C-CC	T. Ozben	14:30-17:30	Taksim 2	B1
IFCC TF-POCT	R. Tirimacco	14:30-17:30	Yildiz 3	B2
IFCC Corporate Members Meeting	T. Brinkmann	15:00-17:00	Yildiz 1	B2
IFCC WG-eNews	T. Pillay	15:00-17:00	Yildiz 2	B2

Tuesday, 24 June 2014	Chair	Time	Room	Level
CCLM Executive Board		07:30-10:00	Maçka	B2
IFCC C-NPU	R. Flatman	08:00-14:00	Yildiz 3	B2
IFCC C-EBLM	R. Christenson	08:30-12:30	Taksim 2	B1
IFCC WG-PTH	C. Sturgeon	08:30-12:30	Yildiz 2	B2
IFCC C-TLM	L. Siekmann	09:00-13:00	Taksim 1	B1
IFCC C-RIDL	K. Ichihara	09:00-12:00	Elmadag 2.1	B1
IFCC C-PR	E. Delvin	09:00-17:00	Elmadag 2.2	B1
CCLM Executive Board		11:30-14:00	Maçka	B2
IFCC WG-CSF	K. Blennow	13:00-17:00	Elmadag 2.1	B1
IFCC TF-PG	R. Van Schaik	14:00-17:00	Taksim 1	B1
IFCC WG-HbA2	R. Paleari	14:00-17:00	Taksim 2	B1
IFCC TF-E	D. Bruns	14:30-17:00	Maçka	B2
1 <sup>st</sup> EFLM Strategic Conference - Scientific Program Committee		14:00-18:00	Yildiz 1	B2
IFCC C-I-eL	P. Vervaart	14:00-17:30	Yildiz 2	B2
IFCC C-CLM	S. Yenice	15:00-17:30	Yildiz 3	B2

# CLOSED MEETINGS

Wednesday, 25 June 2014	Chair	Time	Room	Level
IFCC C-CMBC	E. Lianidou	08:00-17:30	Elmadag 2.1	B1
IFCC TF-PT	A. Haliassos	08:30-11:30	Taksim 2	B1
IFCC WG-PAPP-A	K. Pettersson	08:30-12:30	Yildiz 2	B2
IFCC C-MD	D. Payne	09:00-12:00	Taksim 1	B1
IFCC CPD EC	K. Adeli	09:00-17:00	Elmadag 2.2	B1
IFCC C-NPU	R. Flatman	09:00-17:00	Yildiz 3	B2
IFCC INFECT-MED	I. Young - H. Parkes	12:00-18:00	Taksim 2	B1
IFCC TF-CKD	G. Jones	14:00-17:00	Taksim 1	B1
IFCC WG-cMSP	S. Lehmann	14:00-17:00	Yildiz 2	B2
BCLF Executive Board		16:00-18:00	Yildiz 1	B2

Thursday, 26 June 2014	Chair	Time	Room	Level
IFCC C-NPU	R. Flatman	08:00-13:00	Yildiz 2	B2
IFCC C-NPU	R. Flatman	08:00-13:00	Yildiz 3	B2
IFCC C-AQ	E. Amann	08:30-11:30	Taksim 1	B1
IFCC C-DL & C-I-eL Joint Meeting	P. Vervaart J. Smith	08:30-11:00	Elmadag 2.1	B1
EC4 FB C-P	G. Wieringa	08.30-11:00	Elmadag 2.2	B1
EC4 RC	I-A. Haagen	11:00-13:00	Elmadag 2.2	B1



# MAKING CONNECTIONS THAT MAKE A DIFFERENCE

ABBOTT AT IFCC WORLDFLAB ISTANBUL 2014



Visit Abbott at  
Booth #13.  
June 22-26,  
Istanbul Congress Center

Healthcare organizations like yours are focused on providing the best possible patient outcomes to improve lives – Abbott shares that goal. We strive to enable the power of diagnostic information to positively impact healthcare – providing results when and where they are needed. We navigate challenges with you to uncover opportunities to connect people, processes and ongoing support. Connect with the Abbott team at our booth and see what, together, we can do for your organization. **VISIT [ABBOTTDIAGNOSTICS.COM](http://ABBOTTDIAGNOSTICS.COM).**

Put science on your side. is a trademark of  
Abbott Laboratories in various jurisdictions.  
© 2014 Abbott Laboratories. ADD-00003055.

*Put science on your side.*

 **Abbott**  
Diagnostics





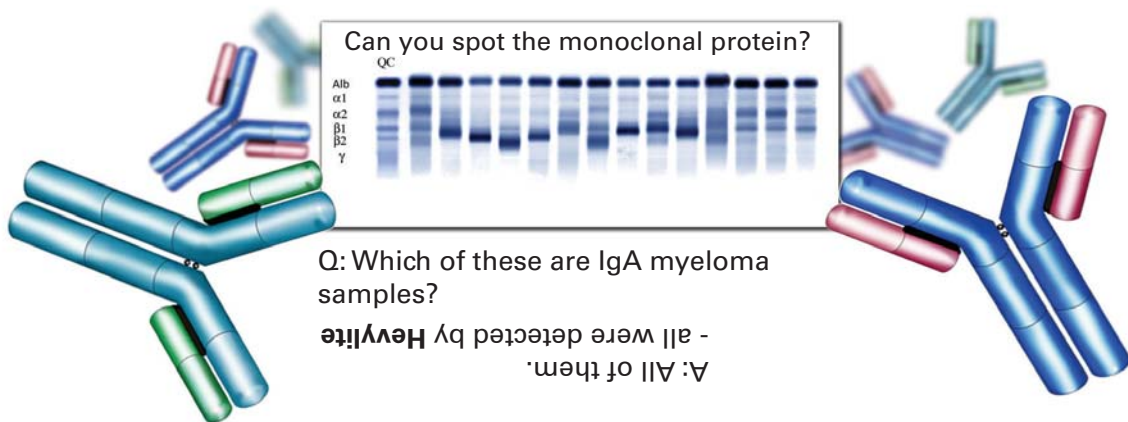
## SPA PLUS®

### The smart choice for your optimised protein solution

- ✓ FDA & CE marked assays & analyser
- ✓ Highly sensitive, reproducible results
- ✓ Optimised to run **Freelite®** & **Hevlyte®**
- ✓ Introducing **DataSite**- SPAPLUS workstation

### Measuring monoclonal proteins is difficult...

- ✓ **Freelite** - recommended by national & international guidelines
- ✓ **Hevlyte** - for sensitive detection of intact immunoglobulins



Can you spot the monoclonal protein?

	QC	1	2	3	4	5	6	7	8	9	10	11	12	13	14	15	16	17	18	19	20
Alb																					
α1																					
α2																					
β1																					
β2																					
γ																					

Q: Which of these are IgA myeloma samples?  
A: All of them.  
- all were detected by **Hevlyte**

Find out more!

Visit stand 11 or [www.bindingsite.com](http://www.bindingsite.com)

SPAPLUS®, **Freelite®** & **Hevlyte®** are registered trademarks of The Binding Site Group Ltd, Birmingham, UK. Please enquire about FDA status of individual assays.



The Binding Site Group Ltd

Tel: +44 (0)121 456 9500 • [info@bindingsite.co.uk](mailto:info@bindingsite.co.uk) • [www.bindingsite.com](http://www.bindingsite.com)

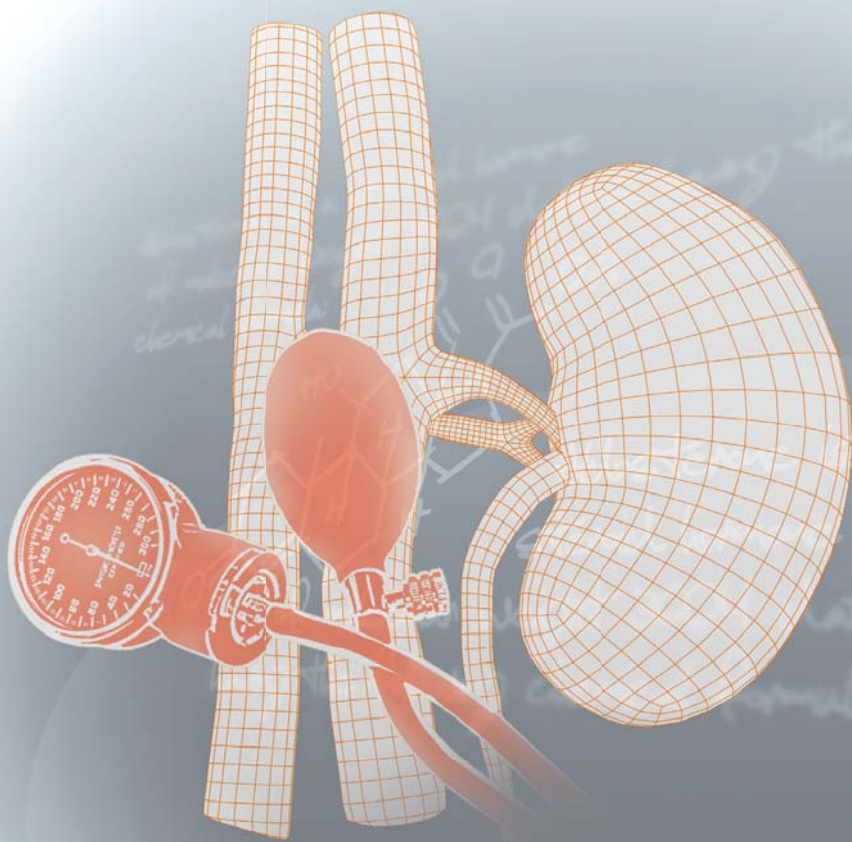
The Specialist Protein Company



# Hypertension

## **LIAISON<sup>®</sup> Aldosterone** **LIAISON<sup>®</sup> Direct Renin**

Complete and fully automated solution  
for reliable and accurate assessment  
of hypertension



---

**POSTERS**

---

# POSTERS

The Poster Area is located on Level B5 and it is properly signposted.

Posters are arranged by topics and must be on display from 23 to 25 June according to the following timetable:

□ setup	from 10:00	June 23 <sup>rd</sup>
□ display	10:00-17:30	June 23 <sup>rd</sup> , 24 <sup>th</sup> and 25 <sup>th</sup>
□ withdrawal	17:30-18:00	June 25 <sup>th</sup>

The Organizing Secretariat takes no responsibility for posters left on display afterwards.

Each poster is numbered and the poster board number corresponding to its poster code is shown on the board.

In order to encourage discussions about posters, the presenting author must be at the assigned poster panel from 13:00 to 14:00.

## TOPICS DISPLAYED

Advanced technology	ISO 15189 and accreditation in laboratory medicine
Ageing	Kidney disease
Allergy	Laboratory errors and patient safety
Atherosclerosis and vascular markers	Laboratory medicine practice guidelines
Autoimmune disease	Laboratory safety
Bioinformatics	Laboratory statistics/Biostatistics
Biological variation	Lipids and lipoproteins
Blood gases	Liver and gastrointestinal diseases
Bone metabolism and osteoporosis	Mass spectrometry
Cancer and tumor markers	Metabolic disorders
Cardiovascular disease	Miscellaneous
Clinical microbiology	Molecular diagnostics
Critical care/Emergency Lab	Neurological/Neurodegenerative diseases
Data generation - Data mining and information technology	New biomarker discovery
Decision making	Obesity
Diabetes mellitus and metabolic syndrome	Oxidative stress
Distance education/e-learning	Paediatric laboratory medicine
Education and training in laboratory medicine	Patient and laboratory management
Endocrinology	Pharmacogenetics/pharmacogenomics/ Personalized medicine
Environment and Health	Point-of-care testing
Epigenetics	Prenatal and postnatal testing
Evidence based laboratory medicine	Quality assessment
Flow cytometry	Reference ranges and decision levels
Genetic testing	Standardisation, accreditation and harmonisation
Haematology	Toxicology and therapeutic drug monitoring
Haemostasis	Trace elements
Herbal medicine	Vitamins and nutrition
Infectious disease	
Inflammation	
Inherited disorders	

## ADVANCED TECHNOLOGY

**0001**

STAT-NAT® TECHNOLOGY: A VERSATILE TOOL FOR STABILIZING NUCLEIC ACID AMPLIFICATION MIXES

*M. Anelli, L. Turner, L. Ventura, M. Incandela, A. Moiana, M. Gramegna*

**0002**

ANALYTICAL VALIDATION OF FERRITIN ASSAY ON THE BIOSYSTEMS BA 400

*C. Zuppi, S. Di Leva, R. Molinaro, P. Dalloiso, M. Antenucci, C. Autilio, K. Pocino*

**0003**

ENSURING FASTER PATIENT TREATMENT BY REDUCING TURN-AROUND-TIME FOR LABORATORY RESULTS

*C. Brasen, C. Thomsen, C. Maegaard, N. Mogensen, I. Brandslund*

**0004**

IDENTIFICATION OF GENETIC VARIANTS UNDERLYING BRONCHOPULMONARY DYSPLASIA IN PRETERM NEWBORNS USING EXOME SEQUENCING

*P. Carrera, C. Di Resta, M. Somaschini, E. Castiglioni, C. Volonteri, S. Bonfiglio, D. Lazarevic, D. Cittaro, E. Stupka, M. Ferrari, A. BPD*

**0005**

SPECIMEN REJECTION CAUSES IN THE EMERGENCY LABORATORY OF HACETTEPE UNIVERSITY HOSPITALS

*Z. Dikmen, A. Pinar, İ. Lay, O. Portakal, F. Akbıyık*

**0006**

IN VITRO DIAGNOSTICS EMPLOYMENT OF QUANTUM DOTS AS DEPICTED IN INDUSTRIAL PROPERTY DOCUMENTS

*P. Diakoumi-Spyropoulou, B. Spyropoulos*

**0007**

IMPLEMENTATION OF INNOVATIVE SILVER NANOPARTICLES TECHNOLOGY FOR THE DIAGNOSTIC PROCESS OF DEPOSIT DISEASES

*M. Miszuta, Ł. Leśniak, T. Wojtyto, A. Dziwińska*

**0008**

DEVELOPMENT AND CYTOTOXICITY STUDY OF ALENDRONATE-LOADED SOLID LIPID NANOPARTICLES

*J. Ezzati Nazhad Dolatabadi, H. Valizadeh*

**0009**

A COMPARATIVE STUDY ON THE RELIABILITY OF THE NEW AUTOMATED HELIOS SYSTEM FOR THE EVALUATION OF INDIRECT IMMUNOFLUORESCENCE

*G. Giuliani*

**0010**

COMPARISON OF ERYTHROCYTE SEDIMENTATION RATE MEASUREMENT BY THE AUTOMATED EVENTUS SYSTEM AND TEST-1 ALIFAX WITH REFERENCE WESTERGREN METHOD

*C. Sonmez, G. Guntas, A. Ozturk Kaymak, N. Akkaya, K. Akin*

**0011**

EVALUATION OF A BATTERY INGESTION CASE WITH THE RESULTS OF ICP/MS

*M. Gürler, S. Pehlivan, A. Altuntaş, M. Karapirli*

**0012**

DEVELOPMENT OF THE HIGH SENSITIVE ASSAY OF PROTEIN BY NEW PRINCIPLE OF THREE-DIMENSIONAL COMPLEX WITH PROTEIN-CUPPER-CHROMAZUROL B

*E. Hokazono, E. Ota, S. Osawa, S. Kiuchi, M. Akimoto, T. Tateishi, Y. Kayamori*

**0013**

PURIFICATION OF NITRIC OXIDE SYNTHASE FROM BOVINE PLATELETS AND INVESTIGATION OF SOME ANTIBIOTICS ON THE ENZYME ACTIVITY

*M. İşgör, Ş. Beydemir*

# POSTERS

**0014**

DEMISTIFYING BACK SCATTER INTERFEROMETRY - A SENSITIVE REFRACTIVE INDEX DETECTOR

*S. Jepsen, T. Jørgensen, T. Trydal, H. Sørensen, S. Kristensen*

**0015**

ANTIGEN EPITOPE MAPPING OF HUMAN VWF A1 DOMAIN FOR THE MONOCLONAL ANTIBODY SZ-130 BY MALDI-TOF-MS

*M. Jiang, F. Shen, C. Ruan*

**0016**

METROLOGY FOR THE CHARACTERIZATION OF BIOMOLECULAR INTERFACES FOR DIAGNOSTIC DEVICES (BIOSURF)

*K. Biskup, A. Kamalakumar*

**0018**

PERFORMANCE EVALUATION AND TRACEABILITY ASSESSMENT FOR MEASUREMENTS OF ABBOTT ARCHITECT CLINICAL CHEMISTRY ASSAYS

*J. Lim, G. Kwon, K. Song, S. Song, H. Choi*

**0019**

PROTON NUCLEAR MAGNETIC RESONANCE SPECTROSCOPY METHOD AND BIOCHEMISTRY OF URINE IN HEALTHY INDIVIDUALS AND TYPE 2 DIABETES MELLITUS PATIENTS IN ROMANIA

*S. Lorena Ivona, N. Alina, M. Georgiana, M. Maria, D. Calin*

**0021**

OUR EXPERIENCE WITH CELL-FREE NUCLEIC ACIDS AS A NON-INVASIVE ROUTE FOR INVESTIGATING PLEIOTROPIC EFFECTS OF ATORVASTATIN

*B. Mirjanic-Azaric, D. Stojanovic, D. Cerne*

**0022**

MICROWAVE ASSISTED GREEN SYNTHESIS OF SILVER NANOPARTICLES USING STARCH OR BLACK TEA LEAF EXTRACT

*A. Yalçın, Z. Mokhberi Oskouei*

**0023**

A NEW URINE COLLECTION APPARATUS WITH TUBE

*A. Olgun*

**0024**

COLORIMETRIC LACTATE DEHYDROGENASE ANALYSIS USING A FULLY INTEGRATED LAB-ON-A-CHIP AND A SMARTPHONE AT THE POINT OF CARE

*S. Hiort af Ornäs, L. Hansson, M. Karlsson, L. Olson*

**0025**

APPLICATIONS AND CLINICAL LABORATORY

*J. Pascual Gomez, N. Pascual Gomez, A. Arteche Lopez, M. Molina Romero, J. Quesada Espinosa, C. Alonso Cerezo*

**0026**

LABTUBE - A NEW MICROFLUIDIC LAB AUTOMATION PLATFORM FOR ASSAY PROCESSING OPERATED BY STANDARD LABORATORY CENTRIFUGES

*F. von Stetten, N. Paust, R. Zengerle, A. Fiebach, M. Hoehl, J. Steigert*

**0027**

BIOCHEMICAL TESTS IN SECOND AND THIRD TRIMESTER OF PREGNANCY AND AFTER DELIVERY

*J. Petrovic*

**0028**

EVALUATION OF ERYTHROCYTE SEDIMENTATION RATE DETERMINATION USING THE NEW BD SEDI-20 AND BD SEDI-40 INSTRUMENTATION IN COMPARISON WITH THE EXISTING BD SEDI-15TM INSTRUMENT

*G. Pourmahram, A. Břichnáčová, S. Church, T. Zima*

**0029**

ATTENUATED TOTAL REFLECTANCE INFRARED SPECTROSCOPY FOR URINARY STONES ANALYSIS

*A. Primiano, S. Persichilli, G. Giovanni, P. Ferraro, C. Andrea, A. Schiattarella, C. Zuppi, J. Gervasoni*

**0030**

AUTOMATED DETECTION OF DNA-DOUBLE STRAND BREAKS FOR IMMUNODEFICIENCY ANALYSIS

*D. Roggenbuck, W. Annika, S. Lorentz, P. Schierack, D. Reinhold*

**0031**

DETECTION OF CARBOHYDRATE SPECIFIC ANTIBODIES WITH GLYCAN MICROARRAYS

*H. Christina, H. Peter, W. Paul Ojiambo, M. Oliver, R. Anika, G. Sebastian, H. Sabine, F. Sabine, W. Wilfried, E. Holger, T. Rudolf, S. Peter H.*

**0032**

SCREENING APTAMERS FOR GLYCATED HEMOGLOBIN AND TOTAL HEMOGLOBIN ON A MICROFLUIDIC CHIP

*C. Yang, H. Lin, C. Wu, K. Chang, G. Lee, S. Shiesh*

**0033**

PTH IN HEMODIALYZED PATIENTS – COMPARISON BETWEEN FIVE ASSAYS

*J. Vavrova, B. Friedecky, S. Dusilova Sulkova, R. Safranek, V. Palicka*

**0034**

CROCIN REDUCING NF-KB IN STIMULATED HUMAN CORONARY ARTERY ENDOTHELIAL CELLS

*M. Alicezah , T. Rahman , G. Froemming , R. Ahmad , H. Nawawi*

**0035**

IDENTIFICATION OF A PANEL OF SERUM MICRORNAS AS BIOMARKERS FOR EARLY DETECTION OF LUNG ADENOCARCINOMA

*C. Wu, J. Xue, L. Wang, J. Wu, S. Xu, X. Liang, M. Liu, J. Lou*

## AGEING

**0036**

THE IMPACT OF CIGARETTE SMOKING ON THE VALUES OF SOME ANTIOXIDANT SUBSTANCES IN PATIENTS WITH AGE-RELATED MACULAR DEGENERATION

*E. Colak, S. Ignjatović, A. Radosavljević, N. Kosanović-Jaković*

**0037**

THE ASSOCIATION OF SERUM URIC ACID LEVELS WITH DEVELOPMENT OF AGE-RELATED MACULAR DEGENERATION

*S. Ignjatović, E. Colak, A. Radosavljević, N. Kosanović-Jaković*

**0038**

ARTICHOKE COMPOUND CYNARIN: EFFECTS ON NORMAL HUMAN SKIN FIBROBLASTS AND TELOMERASE-IMMORTALISED MESENCHYMAL STEM CELLS

*C. Gezer, S. Yücecan, N. Serakıncı, S. Rattan*

**0039**

EVALUATION OF CELL FREE-DNA AS POTENTIAL BIOMARKER OF AGE DETERIORATION

*A. Alvarez-Rios, A. Rubio, P. Medrano-Campillo, H. Macher, P. Molinero, F. Garcia-Garcia, A. Carrillo-Vico, L. Rodriguez-Mañás, J. Guerrero*

**0040**

VERY ELDERLY PATIENTS: HOW TO INTERPRET BIOMARKERS?

*M. Zaninotto, M. Mion, G. Bragato, M. Miolo, D. Faggian, H. Afshar, P. Carraro, M. Plebani*

**0041**

STIMULATING EFFECTS OF GHRELIN ON APPETITE AND LIPID METABOLISM IN RATS OF DIFFERENT AGES

*D. Nešić, D. Stevanović , M. Đelić, S. Mazić, V. Milošević, V. Starčević , V. Trajković*

# POSTERS

**0042**

TRANSCRIPTIONAL ACTIVATION OF NON-LTR RETROTRANSPOSONS SPECIFIC TRANSCRIPTS IN RATS IN RESPONSE TO STRESS

*S. Mukherjee, D. Sharma, K. Upadhyaya*

## ALLERGY

**0043**

EFFECTS OF BIOTRANSFORMATION IN PROPOLIS BY LACTOBACILLUS PLANTARUM STRAINS ON PHENOLS

*O. Aldemir, H. Kalkan Yıldırım, P. Ergün, E. Yıldırım Sözmen*

**0044**

DETECTING FOOD ALLERGIES IN CHILDREN USING A 20 IGE SPECIFIC ANTIBODY PANEL

*G. Nicolae, G. Camelia*

**0045**

MEASUREMENT OF STIMULATED CD203C EXPRESSION ON BASOPHILS IN DIAGNOSTICS OF COW MILK ALLERGY IN CHILDREN

*O. Ciepiela, A. Zawadzka-Krajewska, U. Demkow*

**0046**

THE ROLE OF FICOLIN-2 AND MANNAN-BINDING LECTIN IN PATIENTS WITH C1 INHIBITOR DEFICIENCY

*M. Kapusta, B. Kusnierz-Cabala, D. Fedak, K. Slowinska-Solnica, B. Solnica, M. Kuzniewski, K. Obtulowicz*

**0047**

IN VITRO IGE SENSITIZATION TO POLLEN IN ADULT PATIENTS WITH SEASONAL RESPIRATORY ALLERGY FROM SOUTHERN ROMANIA

*V. Mariana, P. Florin-Dan*

**0048**

SERUM NEUTROPHIL GELATINASE-ASSOCIATED LIPOCALIN (NGAL) CONCENTRATION IN CHILDREN WITH ALLERGY

*A. Ochocińska, R. Śnitko, E. Najberg, J. Kierkuś, R. Janas*

**0049**

IL-4 AND IL-5 PRODUCTION BY ALLERGEN-SPECIFIC T CELLS AND VISUAL ANALOG SCALE (VAS) AFTER ONE YEAR OF ALLERGEN-SPECIFIC SUBLINGUAL IMMUNOTHERAPY (ASIT) IN CHILDREN WITH POLLEN ALLERGY

*A. Stelmaszczyk-Emmel, A. Podsiadłowska, A. Zawadzka-Krajewska, U. Demkow*

## ATHEROSCLEROSIS AND VASCULAR MARKERS

**0050**

KINETICS'S STUDY OF HS-CRP AND TROPONIN-I IN TUNISIAN CORONARY SUBJECTS

*H. Chaded, N. Gammoudi, G. Jeridi, S. Ferchichi, A. Miled*

**0051**

THE EFFECT OF DIETARY SOYBEAN ON SERUM LIPID PROFILE AND ACCUMULATION OF CHOLESTEROL IN THE AORTA, CAROTID AND ILIAC ARTERY. EXPERIMENTAL STUDY

*M. Akyıldız, I. Uyar*

**0052**

PLASMA HOMOCYSTEINE LEVELS IN WOMAN WITH POLYCYSTIC OVARY SYNDROME IN R.MACEDONIA

*A. Atanasova Boshku, D. Ivanova Panova, S. Biljali*

**0053**

EVALUATION OF ENDOTHELIAL DYSFUNCTION, INFLAMMATION AND OXIDATIVE STRESS BIOMARKERS IN DIABETIC PATIENTS WITH CORONARY ARTERY DISEASE

*M. Balk, G. Saydam, A. Özkök, T. Ulus*

**0054**

CYCLOPHILIN A AS A POTENTIAL PLATELET HYPERREACTIVITY MARKER IN PATIENTS WITH HIGH RISK OF ATHEROSCLEROSIS AND METABOLIC SYNDROME

*V. Banys, Z. Kucinskiene, A. Kaminskas*



**0055**

RISK QUANTIFICATION OF ISQUEMIC EVENTS DUE TO THE PRESENCE OF MINOR ALLELES OF APOA5, APOC3 AND APOE GENES THROUGH AN ADAPTED MODEL OF REGICOR TABLES

*B. Candás Estébanez, A. Padró Miquel, C. Imperiali Rosario, C. Ruiz Iruela, R. Rigo Bonnin, X. Pintó Sala, P. Alia Ramos*

**0056**

OSTEOPROTEGERIN AS A MARKER OF ATHEROSCLEROSIS AND SEVERITY OF CAD IN PATIENTS CANDIDATE TO CARDIAC IMAGING

*F. Cocci, A. Papa, M. Gaggini, M. Schluter, M. Bianchi, C. Caselli, D. Battaglia, A. Mazzarisi, M. Morales, A. Gastaldelli, P. Marraccini*

**0057**

PLASMA COTININE IS ASSOCIATED WITH SOCIAL DEPRIVATION AND SUBCLINICAL ATHEROSCLEROSIS

*A. Dunlop, H. Turner, J. Allison, I. Clunie, B. Croal, D. Stephen, K. Deans*

**0059**

OXIDATIVE STRESS PARAMETERS AND ARTERIO-VEINUS FISTULA IN HEMODIALYSIS PATIENTS

*P. Dejanov*

**0060**

THE RELATIONSHIP BETWEEN LEVELS OF SERUM HOMOCYSTEINE AND MYELOPEROXIDASE IN TYPE 2 DIABETIC CORONARY ARTERY PATIENTS

*G. Saydam, M. Balk, D. Akbulut, E. Dökümcü, A. Özkök, T. Ulus*

**0061**

ASSOCIATION OF SERUM URIC ACID AND MICROALBUMINURIA WITH RISK FACTORS OF CARDIOVASCULAR DISEASE IN TYPE 2 DIABETIC MEN

*A. Sinha, N. Gautam, Y. Neupane, A. Jayan, R. Dubey*

**0062**

PREECLAMPSIA: ASSESSMENT OF VASCULAR ENDOTHELIAL GROWTH FACTOR (VEGF), VASCULAR CELL ADHESION MOLECULE-1 (SVCAM-1) AND INTERCELLULAR CELL ADHESION MOLECULE-1 (SICAM-1) IN EARLY AND LATE CLINICAL FORMS

*P. Alpoim, L. Dusse, D. Rios, L. Godoi, L. Freitas, K. Gomes*

**0063**

THE GENETIC BACKGROUND, IMMUNOLOGICAL CHARACTERISTICS, THERAPEUTIC ASPECTS AND CLASSICAL RISK FACTORS – THE MULTIFACTORIAL ASSESSMENT OF ATHEROSCLEROTIC RISK IN SYSTEMIC LUPUS ERYTHEMATOSUS PATIENTS

*K. Fischer, A. Walecka, M. Ostanek, M. Sawicki, A. Binczak-Kuleta, L. Ostanek, A. Ciechanowicz, I. Brzosko, M. Brzosko*

**0064**

INVESTIGATION OF HMG COA REDUCTASE (HMG COA RED), PARAOXONASE 1 (PON 1), GLUTATHIONE S-TRANSFERASE (GST ) ENZYME ACTIVITIES AND LIPID PEROXIDATION LEVELS IN HYPERLIPIDEMIC PERSONS

*S. Gümüştaş, M. Kavutçu, O. Canbolat*

**0065**

PARAOXONASE1 GENETIC POLYMORPHISMS, ACTIVITY AND ANTIOXIDANT STATUS IN A MIXED-ANCESTRY AFRICAN POPULATION

*M. Macharia, S. Hassan, T. Matsha, A. Kengne, D. Blackhurst, R. Erasmus*

**0066**

ASSOCIATIONS OF GENETIC VARIATION IN FIBRINOGEN WITH  $\gamma$  FIBRINOGEN LEVEL AND CARDIOVASCULAR DISEASES (ACUTE CORONARY SYNDROMES AND ISCHEMIC STROKE) IN A CHINESE HAN POPULATION

*F. Lieying, Y. Shanshan, D. Yuanyuan, W. Hanqi, M. Jianwei, Z. Ming*

# POSTERS

**0067**

LOW PARAOXONASE I ACTIVITY RELATES TO LOW GRADE INFLAMMATION AND ATHEROGENIC LIPOPROTEIN PROFILE

*M. Macharia, T. Matsha, D. Blackhurst, A. Kengne, R. Erasmus*

**0068**

COPEPTIN LEVELS BEFORE AND AFTER CAROTID ARTERY ENDARTERECTOMY IN PATIENTS WITHOUT ANY COMPLICATION

*V. Maravic-Stojkovic, D. Unic-Stojanovic, M. Miljkovic, T. Gojkovic, B. Stojkovic, L. Lausevic-Vuk, D. Radak*

**0069**

CHANGES IN ASYMMETRIC DIMETHYLARGININE, A CIRCULATING NITRIC OXIDE RELEASING FACTOR, AS A BIOMARKER OF ENDOTHELIAL STATUS DURING THE MENSTRUAL CYCLE

*A. Meinitzer, G. Faustmann, J. Grabher, S. Zelzer, B. Obermayer-Pietsch, B. Tiran, S. Pilz, M. Truschnig-Wilders, W. März, J. Roob, B. Winklhofer-Roob*

**0070**

THE EVALUATION OF VASCULAR ENDOTHELIAL GROWTH FACTOR AND NITRIC OXIDE CONCENTRATION IN ARTERIAL HYPERTENSION

*I. Okrut, C. Kontorshchikova*

**0071**

THE NON-HAEMATOPOIETIC EFFECT OF A LONG LASTING ERYTHROPOIETIN ANALOGUE ON PROTEOMIC PROFILING DURING ATHEROSCLEROSIS PROGRESSION USING SELDI-TOF-MS

*T. Ozben, E. Dursun, E. Monari, A. Cuoghi, S. Bergamini, B. Ozben, G. Suleymanlar, A. Tomasi*

**0072**

THE RELIABILITY OF PREGNANCY-ASSOCIATED PLASMA PROTEIN-A (PAPP-A) QUESTIONED IN ACUTE CORONARY SYNDROMES

*S. Ozdemir, T. Candar, E. Ercan, S. Demirtas, S. Korkmaz, H. Ural Kayalik, K. Mergen*

**0073**

SERUM INTERLEUKIN 18, FETUIN-A AND INTERCELLULAR ADHESION MOLECULE-1 IN PATIENTS WITH PSORIATIC ARTHRITIS AND SAPHO SYNDROME

*H. Przepiera-Bedzak, K. Fischer, M. Brzosko*

**0074**

IMMUNOGLOBULIN E INCREASE IN PATIENTS WITH CARDIAC SYNDROME X

*H. Rouhrazi, E. Khayati\_shal, Y. Rasmi*

**0075**

ASSOCIATION OF CD36 T188G POLYMORPHISM WITH ATHEROGENIC INDEX IN MEXICAN PATIENTS WITH RHEUMATOID ARTHRITIS

*F. Sandoval García, A. Rocha Muñoz, P. Sánchez Hernández, M. Huerta Viera, X. Trujillo Trujillo, E. Gómez Bañuelos, G. Arreola Ramírez, P. Madrigal Ruiz, R. Navarro Hernández, M. Vázquez Del Mercado, B. Martín Márquez*

**0076**

HIGH RISK OF PREECLAMPSIA IN PREGNANT WOMEN WITH SERUM PLACENTA GROWTH FACTOR, VASCULER ENDOTELIAL GROWTH FACTOR, SOLUBLE VASCULER ENDOTELIAL GROWTH FACTOR-R1 AND URIC ASID LEVELS

*C. Topkaya, B. Bercik Inal, G. Ateser, S. Polat, B. Boran, D. Sonmez, B. Orhan*

**0077**

MS - INDICES OF INSULIN RESISTANCE AND MARKERS OF SUB-CLINICAL CARDIOVASCULAR DISEASE IN MIXED-ANCESTRY SOUTH AFRICANS

*Z. Vergotine, A. Kengne, T. Pillay, R. Erasmus, T. Matsha*

**0078**

SUSCEPTIBILITY OF ACTIVE AND PASSIVE SMOKERS TO ATHEROSCLEROSIS: AN EVALUATION BASED ON THE MEASUREMENT OF URINARY CONCENTRATIONS OF NICOTINE AND COTININE AND LIPID PROFILE

*A. Zouami, B. Guerfi, H. Guermouche, M. Azzouz, M. Reggabi*

## AUTOIMMUNE DISEASES

**0079**

LEU10PRO (C.869T>C) AND ARG25PRO (C.915G>C) POLYMORPHISMS OF TRANSFORMING GROWTH FACTOR B1 GENE IN HASHIMOTO'S THYROIDITIS

*A. Baki, S. Degirmencioglu, P. Vural, S. Dogru-Abbasoglu, B. Karadag, M. Uysal*

**0080**

THE ASSOCIATION OF RHEUMATOID ARTHRITIS ACTIVITY WITH LIPID LEVELS AND INSULIN RESISTANCE

*D. Bartolovic, P. Ostojic, S. Stankovic*

**0081**

DEVELOPMENT OF A KIT FOR RAPID DIAGNOSIS OF AUTOIMMUNE DISEASES

*D. Moten, T. Batsalova, P. Sredkova, E. Georgieva*

**0082**

INFLUENCE OF RENAL INSUFFICIENCY ON PHARMACOKINETICS OF METHOTREXATE

*T. Djordjevic, S. Madic, M. Stanjkovic, J. Kundalic, K. Madic*

**0083**

CLINICAL USEFULNESS OF FECAL CALPROTECTIN AS A BIOMARKER FOR THE DIAGNOSIS OF INFLAMMATORY BOWEL DISEASE

*S. Park, H. Moon, M. Hur, S. Hong, C. Park, Y. Yun*

**0084**

SERUM CALPROTECTIN LEVEL FOR DIAGNOSIS AND DETECTION OF DISEASE ACTIVITY IN RHEUMATOID ARTHRITIS

*S. Esherbeni, N. Adel*

**0085**

A NOVEL CYTOBEAD IMMUNOASSAY FOR SIMULTANEOUS DETECTION OF CELIAC-DISEASE SPECIFIC ANTIBODIES AND TOTAL IGA

*K. Grossmann, N. Röber, R. Hiemann, M. Sowa, I. Knütter, D. Reinhold, M. Laass, K. Conrad, D. Roggenbuck*

**0086**

FLOW CYTOMETRIC IMMUNOBEAD ARRAY TO DETECT PLASMA AUTOANTIBODIES AGAINST PLATELET GLYCOPROTEINS IN PATIENTS WITH IMMUNE THROMBOCYTOPENIC PURPURA

*Y. He, Y. Zhao, M. Zhu, C. Ruan*

**0087**

LIPID PROFILES AND ATHEROGENIC LIPOPROTEINS IN EARLY RHEUMATOID ARTHRITIS

*R. Jacob, P. Chandran, P. Sana, . Krishna Mohan, K. Saibaba, A. Siraj, L. Rajsheka*

**0088**

AUTOIMMUNITY: INSULIN RESISTANCE IN THYROID HYPOFUNCTION

*J. Amit*

**0089**

FREE LIGHT CHAINS: ACTIVITY MARKER IN CELIAC DISEASE?

*C. Hdo de Larramendi, J. Jimenez, T. Pais, M. Campos, N. Barbosa*

**0090**

ANTIBODIES TO PARIETAL CELLS: CORRELATION WITH VITAMIN B12 LEVELS IN THE CONTEXT OF ANEMIA INVESTIGATION

*A. Kallinteri, E. Nita, D. Papamichail, C. Tsaousi, P. Karagianni, P. Papadioti, G. Chasiotis, C. Gartzonika, S. Levidiotou*

**0091**

THE REQUEST OF ANTI-DSDNA TEST SHOULD DEPEND ON RESULT OF ANTI-NUCLEAR ANTIBODIES

*M. Kütt, L. Kuhl*

**0092**

ROLE OF ETANERCEPT IN THE TREATMENT OF OSTEOPOROSIS FOR RHEUMATOID ARTHRITIS AND SPONDYLOARTHROPATHY PATIENTS

*S. Kullolli, T. Backa, L. Hysi, E. Rrapushi, F. Hoxha, D. Ruci, N. Aliu, B. Duka*

# POSTERS

**0093**

COMPARISON OF ANTINUCLEAR ANTIBODIES DETECTION ON THE AUTOMATED NOVA VIEW® IMAGE ANALYSIS SYSTEM TO CONVENTIONAL FLUORESCENT MICROSCOPY

*A. Lee, Y. Kim, K. Lee*

**0094**

RELATION OF PARIETAL CELL ANTIBODIES WITH AUTOIMMUNE DISEASES OTHER THAN TYPE A GASTRITIS

*A. Kallinteri, E. Nita, P. Karagianni, D. Papamichail, G. Chasiotis, C. Gartzonika, S. Levidiotou-Stefanou*

**0095**

SERUM CONCENTRATION METALLOPROTEINASE-3 (MMP-3) IN PATIENTS WITH RHEUMATOID ARTHRITIS IN DIFFERENT TREATMENTS

*P. Liguoro, A. Riccio, P. Ladogana, L. Buonavolontà, S. Padula, B. Covelli, L. Postiglione*

**0096**

CELLULAR PHENOTYPES IN PATIENTS WITH SYSTEMIC LUPUS ERYTHEMATOSUS, UNDER TREATMENT

*K. Ferreira, M. Silva, C. Neiva, R. Consoli, P. Pádua, T. Guimarães, V. Toledo, M. Carvalho, C. Loures*

**0097**

FREQUENCY OF ANTI-MITOCHONDRIAL ANTIBODIES IN AN ADULT POPULATION GROUP- COMPARISON OF TWO IMMUNOASSAYS

*A. Kallinteri, E. Nita, D. Papamichail, G. Tseliki, C. Gartzonika, S. Levidiotou*

**0098**

TISSUE-TRANSGLUTAMINASE ANTIBODIES AS INDICATOR OF BIOPSY IN CELIAC DISEASE

*M. Oliveira Rodriguez, B. Gutiérrez Ceccini, R. Venta Obaya*

**0099**

ASSOCIATION STUDY BETWEEN GENE POLYMORPHISM IL-17, IL-23 AND TGF-B AND ANTIPHOSPHOLIPID SYNDROME

*D. Popovic-Kuzmanovic, I. Novakovic, L. Stojanovic, V. Trajkovic*

**0101**

RELATIONSHIP BETWEEN (HLA)-DRB1 ALLELES AND SUSCEPTIBILITY OF RA IN ETHNIC ALGERIAN PATIENTS

*N. Raaf, R. Djidjik, I. Allam, S. Douaoui, A. Abdessemed, M. Ghaffor*

**0102**

PREVALENCE AND PATTERNS OF ANTINUCLEAR ANTIBODIES IN PATIENTS OF A RESPIRATORY DISEASES HOSPITAL

*Y. Sadok, G. Najla, S. Afef*

**0103**

ASSOCIATION OF BAFF AND APRIL SERUM LEVELS AND THE EXPRESSION OF BAFF-R, BCMA AND TACI ON B CELL SUBSETS WITH CLINICAL MANIFESTATIONS IN PATIENTS WITH SYSTEMIC LUPUS ERYTHEMATOSUS

*D. Salazar-Camarena, P. Ortiz-Lazareno, E. Oregón-Romero, J. Machado-Contreras, M. Orozco-López, J. Muñoz-Valle, C. Palafox-Sánchez*

**0104**

ANTISPERM ANTIBODIES AFTER HERNIA MESH REPAIR

*A. Sapunar, I. Stula, N. Bosnjak*

**0105**

CYTOBEAD ANA - A NOVEL INDIRECT IMMUNOFLUORESCENCE TEST FOR THE SIMULTANEOUS DETECTION OF ANTI-NUCLEAR ANTIBODIES

*J. Scholz, I. Knütter, K. Grossmann, R. Hiemann, M. Sowa, N. Röber, K. Conrad, P. Schierack, D. Roggenbuck*

**0106**

CELLULAR PHENOTYPES IN PATIENTS WITH LUPUS NEPHRITIS

*M. Silva, C. Loures, K. Ferreira, C. Neiva, R. Consolij, P. Pádua, T. Guimarães, V. Toledo, M. Carvalho*

**0107**

MULTIPARAMETRIC PHENOTYPIC ANALYSIS OF PERIPHERAL BLOOD B-CELL SUBSETS BY FLOW CYTOMETRY IN SYSTEMIC SCLEROSIS

*D. Simon, Z. Kellermayer, P. Engelman, P. Balogh, T. Berki, N. Farkas, T. Minier, G. Kumanovics, L. Czirjak*

**0108**

SIMULTANEOUS SCREENING AND CONFIRMATION OF ANCAS AND DETECTION OF ANTI-GBM ANTIBODIES WITH CYTOBEAD ANCA® ASSAY

*M. Sowa, K. Grossmann, I. Knütter, R. Hiemann, N. Röber, K. Conrad, D. Reinhold, E. Csernok, D. Bogdanos, P. Meroni*

**0109**

RELATION OF PARIETAL CELL ANTIBODIES WITH AUTOIMMUNE DISEASES OTHER THAN TYPE A GASTRITIS

*A. Kallinteri, E. Nita, P. Karagianni, D. Papamichail, G. Chasiotis, C. Tzallas, C. Gartzonika, S. Levidiotou*

**0110**

ANTIBODIES TO PARIETAL CELLS: CORRELATION WITH VITAMIN B12 LEVELS IN THE CONTEXT OF ANEMIA INVESTIGATION

*A. Kallinteri, E. Nita, D. Papamichail, C. Tsaousi, P. Karagianni, P. Papadioti, G. Chasiotis, I. Vlachou, C. Boboyianni, C. Gartzonika, S. Levidiotou*

**0111**

DEVELOPMENT OF A TURBIMETRIC IMMUNOASSAY FOR THE MEASUREMENT OF SERUM COMPLEMENT C1Q COMPONENT

*P. Walsh, P. Stubbs, D. Ebanks, G. Wallis*

**0112**

FREQUENCY, ETIOLOGY, AND PREVENTION OF STROKE IN PATIENTS WITH SYSTEMIC LUPUS ERYTHEMATOSUS

*A. Zacharof*

**0113**

ANTIOXIDATIVE ENZYMES IN LYMPHOCYTE CULTURE IN PATIENTS WITH SYSTEMIC LUPUS ERYTHEMATOSUS

*L. Zvezdanovic Celebic, V. Cosic, S. Kundalic, P. Vlahovic, J. Lalic, S. Stojiljkovic*

## BIOINFORMATICS

**0114**

HOMOLOGY MODELING AND MOLECULAR DYNAMICS REFINEMENT OF MICROSOMAL TRIGLYCERIDE TRANSFER PROTEIN AND DOCKING STUDY FOR LOMITAPIDE INHIBITOR

*Z. Duzgun, C. Selcuki, M. Kayikcioglu, V. Bozok Cetintas, A. Tetik Vardarli, Z. Eroglu*

**0115**

PERFORMANCE EVALUATION OF NEXT GENERATION SEQUENCING (NGS) FOR BRCA1/2 TESTING BY A NOVEL BIOINFORMATICS ANALYSIS TOOL (AMPLICON SUITE)

*G. Scaglione, D. Guarino, P. Concolino, C. Santonocito, F. Mignone, I. Saggese, A. Costella, A. Minucci, E. Capoluongo*

**0116**

HYPOTHESIS GENERATION IN DESIGN OF BIOTHERAPEUTICS: A COMPUTATIONAL APPROACH

*T. Sevimoglu, K. Arga*

## BIOLOGICAL VARIATION

**0117**

THE EFFECT OF SOME SPORT BRANCHES ON URINARY CYCLIC NUCLEOTIDE LEVELS

*E. Bakan, N. Ozturk, N. Kilic Baygutalp, E. Dorman, M. Gul, N. Kurt, O. Kaynar*

# POSTERS

**0118**

DEFINITION OF A MINIMUM DATA SET TO ACCOMPANY INDICES OF BIOLOGICAL VARIATION

*W. Bartlett, F. Braga, A. Carobene, A. Coşkun, R. Prusa, P. Fernandez-Calle, T. Røraas, I. Leimoni, S. Sandberg*

**0119**

BIOLOGICAL VARIATIONS OF OXIDATIVE STRESS BIOMARKERS IN URINES OF PATIENTS WITH TYPE 2 DIABETES MELLITUS AND DIABETIC NEPHROPATHY AS WELL AS HEALTHY INDIVIDUALS

*E. Belge Kurutas, Y. Gumusalan, A. Cetinkaya, E. Dogan*

**0120**

CALCULATION OF REFERENCE CHANGE VALUES OF CLINICAL CHEMISTRY PARAMETERS

*G. Bugdayci, H. Oguzman, H. Arattan*

**0121**

EVALUATION OF IMPRECISION AND REFERENCE CHANGE VALUE OF TUMOR MARKERS ON ABBOTT ARCHITECT I2000SR SYSTEM USING BIO-RAD QUALITY CONTROL

*S. Caria, G. Demuro, A. Melis, F. Ronchi*

**0122**

USEFULNESS OF BIOLOGICAL VARIATION ESTABLISHED AS ANALYTICAL SPECIFICATIONS FOR TUMOR MARKERS. A COMPARISON OF TWO DIFFERENT CA 19.9 METHODOLOGIES

*J. Diaz-Garzon, P. Fernandez-Calle, R. Pulido, R. Perez, N. Gallego, M. Duque, V. Parrillas, J. Iturzaeta, R. Gomez-Rioja*

**0123**

THE CORRELATION BETWEEN HBAS-GENE AND CONSANGUINITY AMONG FORTY FAMILIES WITHIN TWO GENERATIONS IN MARZOUK REGION - SOUTHERN LIBYA

*A. Elasbali, A. Annour*

**0124**

ACUTE EFFECTS OF TRAINING IN BOXING SPORTSMEN

*N. Kilic Baygutalp, O. Kaynar, N. Ozturk, E. Bakan, F. Kiyici, N. Kurt, M. Gul, E. Dorman, A. Yazici*

**0125**

CIRCULATING CARDIAC TROPONIN T EXHIBITS A DIURNAL RHYTHM

*J. van Dijk, L. van Loon, M. van Dieijen-Visser, S. Meex, L. Klinkenberg*

**0126**

EFFECTS OF INTENSE EXERCISE ON BIOCHEMICAL PARAMETERS IN KICK BOXING SPORTSMEN

*O. Kaynar, N. Kilic Baygutalp, E. Bakan, M. Gul, N. Kurt, E. Dorman, F. Kiyici, N. Ozturk*

**0127**

DETERMINATION OF BIOLOGICAL VARIATION DATA AND ANALYTICAL QUALITY SPECIFICATIONS IN TROPONIN, MYOGLOBIN AND CK-MB

*S. Ünallı Özmen, G. Tuncer, Y. Özarda, D. Aslan*

## BLOOD GASES

**0128**

USE OF DIFFERENT BLOOD GAS SYRINGES FOR BLOOD GAS ANALYSIS

*S. Erdogan, P. Baran, G. Kurtoglu Celik, M. Alisik, F. Eren, O. Sen, H. Sahin Kavakli, C. Koca*

**0129**

EVALUATION OF PKA AS A CAUSE OF DISCORDANCE BETWEEN CALCULATED AND MEASURED BICARBONATE IN ARTERIAL AND VENOUS BLOOD

*S. Chandrasekaran, P. Gopinath, A. Veeranan*

**0130**

ASSESSMENT ON THE VALUE OF CARBONHEMOGLOBINE IN SMOKERS AND NON-SMOKERS

*M. Jordanova, M. Boncheva, Y. Petev*

**0131**

THE EVALUATION OF BLOOD GAS CHANGES IN EXPERIMENTAL DOXORUBICIN TOXICITY

*C. Gur, S. Ozkanlar, N. Kurt, N. Erturk, N. Erturk, Y. Ozkanlar*

**0132**

EVALUATION OF EQUATIONS FOR CALCULATING SERUM OSMOLALITY

*P. Vatansever, A. Yaman, G. Haklar, Ö. Şirikçi*

## BONE METABOLISM AND OSTEOPOROSIS

**0133**

COMPARISON OF SERUM CARTILAGE OLIGOMERIC MATRIX PROTEIN (COMP) LEVELS OF THE POSTMENOPAUSAL PATIENTS WHO HAVE OSTEOPOROSIS WITH/WITHOUT KNEE OSTEOARTHRITIS

*G. Aktas Oguz, O. Oguz, B. Inal Belcik, M. Usta, C. Tuhral, E. Cetin*

**0134**

CORRELATION OF VITAMIN D, BONE MINERAL DENSITY, PARATHYROID HORMONE LEVELS AND EFFECT OF VIT D RECEPTOR GENE POLYMORPHISMS IN EARLY OSTEOPOROTIC TURKISH WOMEN

*B. Aydinol, K. Nas, V. Akpolat, Ö. Kartal, S. Genç*

**0135**

EFFECTS OF HIGH AND LOW DOSES OF INHALED CORTICOSTEROID ON THE BONE METABOLISM OF CHILDREN WITH AIRWAY DISEASES

*I. Bittera, K. Virágh, E. Vigh, B. Wanderlich, L. Salgó*

**0136**

COL IA1-SP1 POLYMORPHISM AND BONE MINERAL DENSITY IN PATIENTS ON LONG-TERM ANTIEPILEPTIC THERAPY

*I. De Miguel-Elizaga, M. Martínez-Villanueva, I. Villegas-Martínez, R. Carrasco-Torres, A. Martínez-Ruiz, I. Cebreiros-López, M. Ramírez-Ruiz, J. Noguera-Velasco*

**0138**

ASPECTS OF CHANGES IN OSSEOUS TISSUE AFTER RADIATION DAMAGE

*L. Drygina, N. Dorofeichik-Drygina, A. Kavraiskaia*

**0139**

IMPACT OF HEMODILUTION ON CALCULATED FREE AND BIOAVAILABLE 25(OH)D AS

MEASURED BY LCMS/MS OR IMMUNOASSAYS  
*C. Etienne, L. Caroline, G. Romy, P. Stéphanie, C. Yannick, C. Agnes, L. Pierre, D. Pierre, R. Anne-Françoise*

**0140**

REFERENCE INTERVALS FOR BONE TURNOVER MARKERS IN PREMENOPAUSAL WOMEN

*X. Filella, I. Caballé, G. Cao, C. Mora, A. Puiggròs, M. Ribera del Pueyo, P. Rosique, M. Ruiz Mínguez, C. Villà, L. Vives, M. García-Manrique, F. Torres, N. Guañabens*

**0141**

A STUDY OF THE DIFFERENCE IN THE REQUEST OF LABORATORY CALCIUM-PHOSPHORUS METABOLISM TESTS IN PRIMARY CARE IN SPAIN

*M. Lopez-Garrigos, M. Herranz-Puebla, J. Ferrero, J. Barberá, J. Quilez-Fernandez, J. Ribes-Vallés, J. Gonzalez-Redondo, J. Sastre, J. Garcia-Lario, J. Molinos, J. Molina, J. Martínez-Ingles, J. Diaz, L. Navarro, L. Martín-Martín, L. Maiz-Suarez, M. Salinas*

**0142**

ACID OR ALKALINE HYDROLYSIS IN HYDROXYPROLINE LEVELS MEASUREMENT

*I. Kilinc, A. Toker, S. Uysal*

**0143**

COMPARISON OF SOME BONE MARKERS BETWEEN HEMOGLOBINOPATHY PATIENTS AND NORMAL INDIVIDUALS

*U. Kökbaş, A. Tuli, L. Kayrın*

# POSTERS

**0144**

EFFECTS OF NEUROPEPTIDE Y (NPY) ON BONE METABOLISM AS A NEUROMEDIATOR

*M. Çevik, P. Korkusuz, F. Korkusuz*

**0145**

TARTRETE-RESISTANT ACID PHOSPHATASE (TRACP), OSTEOCALCIN (OC) AND B-CROSSLAPS (CTX) AS MARKERS FOR MONITORING OF AN ALENDRONATE THERAPY

*J. Mecevaska-Jovcevska, S. Kuzmanovska, S. Shubevska-Stratrova, M. Grozdovska-Naumovska, S. Biljali, E. Petrovska*

**0146**

BONE MARKERS VALUES DURING DENOSUMAB THERAPY AFTER IBANDRONATE THERAPY

*S. Shubeska-Stratrova, S. Markovik-Temelkova, J. Mecevaska-Jovcevska*

**0147**

THE EFFECT OF NEW ANTIEPILEPTIC DRUG MONOTHERAPY ON BONE MINERAL DENSITY AND MARKERS OF BONE AND MINERAL METABOLISM IN PATIENTS WITH EPILEPSY

*I. Miguel-Elizaga, M. Martínez-Villanueva, I. Villegas-Martínez, R. Carrasco-Torres, I. Cebreiros-López, A. Martínez-Ruiz, M. Ramírez-Ruiz, E. Martínez-Sanchez, J. Noguera-Velasco*

**0148**

ASSOCIATION BETWEEN PARATHYROID HORMONE, VITAMIN D AND INSULIN RESISTANCE IN TYPES 2 DIABETIC MALE PATIENTS

*F. Abbiyesuku, O. Olawale, A. Agbakwuru*

**0149**

THE INFLUENCE OF CIGARETTES AS A RISK FACTOR FOR OSTEOPOROSIS IN POSTMENOPAUSAL WOMEN

*E. Petrovska, J. Mecevaska-Jovcevska, S. Kuzmanovska, S. Shubevska-Stratrova, M. Grozdovska-Naumovska, S. Biljali*

**0150**

COMPARISON OF NEW CHEMILUMINESCENT BECKMAN COULTER ASSAY FOR MEASUREMENT OF 25-OH VITAMIN D TOTAL

*F. Radka, T. Ondrej, W. Jindra*

**0151**

CHANGES IN BIOCHEMICAL BONE MARKERS DURING PREGNANCY AND IN PREMATURE AND MATURE NEONATES

*L. Salgó, I. Bittera*

**0152**

DENOSUMAB TREATMENT EVALUATION WITH BONE MARKERS RELATIONSHIP

*S. Shubeska-Stratrova, S. Markovik-Temelkova, J. Mecevaska-Jovcevska*

**0153**

ALIGNING THE ADVIA CENTAUR VITAMIN D TOTAL ASSAY\* TO THE VITAMIN D STANDARDIZATION PROGRAM

*J. Freeman, N. Parker, P. Sibley, K. Wilson, R. Spears*

**0154**

APPLICABILITY OF THE PTH 1-84 ASSAY FOR EVALUATION OF THE METABOLIC BONE DISEASES IN CHILDREN

*R. Śnitko, A. Ochocińska, A. Sebiguli Marishekome, J. Taybert, R. Janas*

**0155**

BONE TURNOVER MARKERS IN SCUBA DIVERS

*D. Supe-Domic, L. Stanisic, J. Bozic, B. Knezevic, T. Ticinovic Kurir, Z. Valic*

**0156**

ASSOCIATION BETWEEN LOW-NORMAL THYROID-STIMULATING HORMONE AND RISK OF OSTEOPOROTIC FRACTURES IN EUTHYROID POSTMENOPAUSAL WOMEN

*A. Pater, W. Nowacki, J. Siodmiak, L. Szternel, S. Manysiak, K. Lis, G. Sypniewska*



**0157**

PREVALENCE OF VITAMIN D DEFICIENCY IN INDIAN POPULATION

*V. Thakur, R. Bhandari*

**0158**

25-HYDROXY VITAMIN D LEVELS IN CROHN'S DISEASE AND ITS CORRELATION WITH MEDIATORS OF OSTEOIMMUNOLOGY

*N. Turk*

**0159**

LEVEL OF VITAMIN D IN PATIENTS AFFECTED BY THALASSEMIA MAJOR AND SICKLE CELL DISEASE IN THE CENTER OF HAEMOGLOBINOPATHY LUSHNJA, ALBANIA

*J. Zoga, E. Refatllari, A. Allkanjari, D. Llika, B. Cullhaj, A. Zaka*

## CANCER AND TUMOR MARKERS

**0160**

SERUM NITRIC OXIDE (NO<sup>•</sup>), MALONDIALDEHYDE (MDA), VASCULAR ENDOTHELIAL GROWTH FACTOR (VEGF), ENDOTHELIN (ET), INTERLEUKIN-18 AND INTERLEUKIN-2 LEVELS RELATIONSHIP BETWEEN TUMOUR SIZE, GRADE AND LYMPH NODE METASTASIS IN PATIENTS WITH BREAST CANCER

*H. Ozdogan, E. Acar, Z. Utkan, C. Eraldemir, T. Kum, H. Kir, M. Cekmen*

**0161**

LEAD TOXICITY AND TOTAL ANTIOXIDANT DEPLETION CONTRIBUTE TO PATHOGENESIS OF ACUTE LEUKAEMIA IN NIGERIA

*M. Ajadi*

**0162**

PROGNOSTIC VALUE OF TUMOR-ASSOCIATED MACROPHAGES COUNT IN HUMAN NON-MUSCLE-INVASIVE BLADDER CANCER TREATED BY BCG IMMUNOTHERAPY

*A. Faouzia, N. Kourda, D. Amine, S. Boubaker*

**0163**

DETECTION OF MICRORNAS' DIAGNOSTIC VALUE IN PROSTATE CANCER PATIENTS WITH 2-10 NG/ML PROSTATE SPECIFIC ANTIGEN (PSA) LEVELS

*S. Akbayır, N. Muslu, S. Erden, M. Bozlu*

**0164**

SERUM CYSTATIN C LEVELS AND ITS RELATION WITH CEA, CA 19-9 IN PATIENTS WITH GASTRIC AND COLORECTAL CANCER

*E. Akbulut, Y. Koca, S. Turhan, S. Akbulut, F. Yilmaz*

**0165**

CAFFEIC ACID PHENETHYL ESTER IS THE COMPONENT OF PROPOLIS EFFECTS CHROMOSOMALLY INSTABLE SACCHAROMYCES CEREVISIAE STRAINS

*S. Yilmaz, Z. Akpınar, H. Yilmaz*

**0166**

INVESTIGATING THE EFFECT OF CAFFEIC ACID PHENETHYL ESTER ON CHROMOSOME INSTABILITY AT GENETIC AND MOLECULAR LEVELS BY USING SACCHAROMYCES CEREVISIAE AS MODEL ORGANISM

*S. Yilmaz, Z. Akpınar, A. Kiyıcı, M. Öncel, H. Yilmaz, T. Toka-Özer*

**0167**

THE IMPORTANCE OF CEA IN COLON CANCER

*N. Ozturk, C. Tilgen Yasasever, E. Aksit, D. Duranyildiz, V. Yasasever*

**0168**

DIFFERENTIAL EFFECT OF PLATINUM-BASED DRUGS ON THE ULTRA-STRUCTURE OF BREAST CANCER CELLS

*S. Al Bahlani, A. Al Nabhani, K. Al Adawi*

**0169**

HE-4 UTILITY TO INCREASE EFFICIENCY IN PATIENTS WITH ABDOMINAL MASSES

*J. Augé, R. Molina, J. Escudero, L. Foj, X. Filella, P. Fusté*

# POSTERS

**0170**

CIRCULATING MICRORNA EXPRESSION PROFILES IN OVARIAN CANCER

*L. Ayaz, Ş. Balcı, A. Görür, S. Akbayır, H. Yıldırım Yaroğlu, N. Doğruer Unal, F. Çayan, L. Tamer*

**0171**

A DAY OR 3 CONSECUTIVE DAYS FOR URINARY FRACTIONATED METANEPHRINES ASSAY?

*A. Bachali, S. Ayari, H. Lamouchi, A. Chaabane, S. Bahri, I. Kraiem, F. Kasbaoui, S. Ben Ammar*

**0172**

IL-6, IL-8 AND TGF- $\alpha$  AS A PROGNOSTIC BIOMARKER ARE INDICATIVE OF PROLIFERATIVE BEHAVIOR IN COLORECTAL CANCER

*M. Akbarpour, T. Yiğitbaşı, Y. Baskın, G. Calibası, H. Ellidokuz, N. Emekli*

**0173**

METABOLIC SYNDROME IN PROSTATE CANCER PATIENTS IN SOUTH-EAST NIGERIA

*I. Bassej, A. Udoh, C. Usoro*

**0174**

UPREGULATION OF ESTRADIOL LEVEL IN PATIENTS WITH COLORECTAL CARCINOMA IN NORTH INDIA

*A. Basu, S. Seth, K. Arora, M. Verma*

**0175**

DO THE MATRIX METALLOPROTEASES HAVE ANY EFFECT ON EPITHELIAL OVARIAN TUMORS?

*E. Bilgin, M. Serilmez, N. Ozturk, D. Duranyildiz, V. Yasasever*

**0176**

GLYCOV, A GLYCAN-BASED BIOMARKER FOR THE DIAGNOSIS OF EARLY-STAGE EPITHELIAL OVARIAN CANCER

*K. Biskup*

**0177**

FREQUENCY OF DISEASE RELAPSE IN PATIENTS WITH BREAST CANCER, HAVING HIGH LEVELS OF CA 15-3 AND NEGATIVE IMAGING EXAMINATION RESULTS

*P. Bochev, Y. Bocheva, M. Boncheva, A. Klissarova*

**0178**

FATTY ACIDS COMPOSITION IN MUCOSA PHOSPHOLIPIDS DEPENDS ON TUMOR LOCALIZATION IN COLORECTAL CANCER PATIENTS

*J. Bugajska, J. Berska, D. Hodorowicz-Zaniewska, K. Sztelfko*

**0179**

D-DIMER AS A POSSIBLE PROGNOSTIC MARKER OF BREAST CANCER

*A. Can, S. Tansan, N. Güney, Y. Tütüncü*

**0180**

INVESTIGATION OF DNA TURN-OVER ENZYME ACTIVITIES IN RAT LIVER TISSUES TREATED WITH N-NITROSODIETHYLAMINE: THE EFFECT OF ELLAGIC ACID

*A. Cavunt Bayraktar, M. Kavutcu, İ. Onur Paker, Z. Durak, M. Abas, O. Canbolat*

**0181**

[-2]PROPSA FOR PREDICTION OF EARLY BIOCHEMICAL RECURRENCE AFTER RADICAL PROSTATECTOMY: PRELIMINARY RESULTS FROM AN OBSERVATIONAL COHORT STUDY

*M. Pontillo, F. Ceriotti, M. Lazzeri, G. Guazzoni*

**0182**

THE EVALUATION OF THE CHEMORADIOTHERAPY'S EFFECT TO ERYTHROCYTE MEMBRANE NA<sup>+</sup>/K<sup>+</sup>-ATPASE ENZYME ACTIVITY IN PATIENTS WITH GLIOBLASTOMA MULTIFORME

*C. Cetinkaya, M. Gurbilek, M. Koc*

**0183**

DNA METHYLATION OF TUMOR SUPPRESSOR AND METASTASIS SUPPRESSOR GENES IN PRIMARY TUMORS, CIRCULATING TUMOR CELLS AND CELL FREE DNA IN THE SAME BREAST CANCER PATIENTS

*M. Chimonidou, A. Strati, N. Malamos, V. Georgoulas, E. Lianidou*

**0184**

VITAMIN D RECEPTOR POLYMORPHISM IN VARIOUS CANCER PATIENTS

*H. Çiçek, G. Nesli, S. Bayıl, Ö. Serdar, S. Alper*

**0185**

SENTIFIT® - FOB GOLD® LATEX FECAL IMMUNOASSAY TEST (FIT) EVALUATION ON SENTIFIT®270 ANALYZER

*M. Correale, T. Pinto, F. Bellini, F. Sportelli*

**0186**

CYTOTOXIC, ANTI-PROLIFERATIVE AND ANTI-MICROBIAL ACTIVITIES OF EXTRACT FROM CLADONIA POCILLUM

*Z. Coskun, M. Ersoz, B. Acikgoz, I. Karalti, G. Cobanoglu, C. Sesal*

**0187**

COMPLEX PSA VERSUS FREE PSA MEASUREMENT FOR DIAGNOSING PROSTATE CANCER

*I. Bakardzhiev, D. Davcheva, M. Mladenova, I. Dechev, T. Deneva*

**0188**

CLINICAL OR ANALYTICAL CRITERIA FOR COLORECTAL CANCER (CRC) DETECTION IN SYMPTOMATIC PATIENTS? A DIAGNOSTIC TESTS STUDY

*M. Díaz Ondina, M. Blanco Vila, S. Ceballos Ogando, M. Salve Bouzo, P. Macía Cortiñas, J. Cubiella Fernández*

**0189**

%FREE- PSA INCREASES AFTER MEDICAL OR SURGICAL ANDROGEN DEPRIVATION TREATMENT FOR METASTATIC PROSTATE CANCER

*S. Ciftci, E. Simsek, M. Dillioglugil, M. Ustuner, U. Yavuz, T. Gulecen, H. Yilmaz, O. Dillioglugil*

**0190**

HOW DOES 5A-REDUCTASE INHIBITOR TREATMENT AFFECT %FREE-PSA IN PATIENTS WITH BENIGN PROSTATIC HYPERPLASIA AND PROSTATE CANCER?

*S. Ciftci, M. Ustuner, M. Dillioglugil, U. Yavuz, B. Aynur, E. Simsek, H. Yilmaz, O. Dillioglugil*

**0191**

EGFR, KRAS AND BRAF MUTATION ANALYSIS IN INDIVIDUALLY DEPOSITED SINGLE CIRCULATING EPITHELIAL TUMOR CELLS (CETCS) USING THE COBAS® Z 480 ANALYZER

*Z. Dorothea, P. Monika, P. Ulrich, P. Katharina*

**0192**

DIAGNOSTIC VALUE OF TUMOR MARKERS CEA, CYFRA 21-1 AND NSE IN PLEURAL EFFUSION

*S. Hrabric Vlah, V. Drvar, L. Bulat-Kardum, L. Bilic-Zulle*

**0193**

AN EXPERT SYSTEM FOR LABORATORY EVALUATION OF URINARY BLADDER CANCER SPREAD

*L. Dzerzhavets*

**0194**

USEFULNESS OF CHOLESTEROL AND PROTEIN IN THE DIFFERENTIATING BETWEEN MALIGNANT AND NON-MALIGNANT ASCITES AMONG ADULT NIGERIANS IN COMPARISON WITH CYTOLOGY

*L. Ekpe*

**0195**

EFFECTS OF ROSUVASTATIN ON ARGINASE ENZYME ACTIVITY, ORNITHINE AND POLYAMINE LEVELS IN THE EXPERIMENTAL BREAST CANCER

*O. Bal, H. Erbaş, E. Çakır*

# POSTERS

**0196**

TOTAL ANTIOXIDANT CAPACITY AND TOTAL OXIDANT STATUS OF THE PATIENTS WITH CANCER

*Ş. Ercan, C. Gemici, A. Mayadađlı, A. Orçun*

**0197**

COMPARISON OF SERUM C-REACTIVE PROTEIN (CRP) LEVELS AND ERYTHROCYTE SEDIMENTATION RATES (ESR) IN PATIENTS WITH MOST FREQUENTLY SEEN CANCER TYPES

*H. Erdemli, R. Kocabaş, F. Şen, İ. Yıldız, L. Kılıç, R. Çiftçi, H. Bozbey, E. Zobacı*

**0198**

COLON CARCINOMA AND CHEMERIN

*S. Erdogan, F. Yılmaz, O. Yazıcı, A. Yozgat, S. Sezer, N. Ozdemir, S. Uysal, T. Purnak, M. Sendur, E. Ozaslan*

**0199**

SORAFENIB AND LITHIUM CHLORIDE COMBINATION TREATMENT SHOWS PROMISING SYNERGISTIC EFFECTS IN HUMAN GLIOBLASTOMA MULTIFORME CELLS IN VITRO BUT MIDKINE IS NOT IMPLICATED

*M. Erguven, P. Sabanci, N. Yazihan, E. Aktas, M. Imer, E. Civelek, M. Gurtekin, Y. Aras, A. Aydoseli, A. Bilir*

**0200**

ANTI-PROLIFERATIVE AND CYTOTOXIC EFFECTS OF METHANOLIC EXTRACTS FROM CLADONIA RANGIFORMIS AND CLADONIA CONVOLUTE ON MCF-7

*M. Ersoz, Z. Coskun, B. Acikgoz, I. Karalti, G. Cobanoglu, C. Sesal*

**0201**

MATRIX METALLOPROTEINASE-7 IN PATIENTS WITH COLORECTAL CANCER

*M. Fuksiewicz, B. Kotowicz, A. Rutkowski, M. Kowalska*

**0202**

SERUM LEVELS OF MATRIX METALLOPROTEINASE 2 (MMP-2) AND ITS TISSUE INHIBITOR 2 (TIMP-2) IN THE DIAGNOSIS OF PATIENTS WITH MALIGNANT TUMORS OF CENTRAL NERVOUS SYSTEM

*M. Groblewska, B. Mroczko, O. Koper, R. Borawska, R. Rutkowski, Z. Mariak, M. Szmikowski*

**0203**

THE INVESTIGATION OF APOLIPOPROTEIN B AND APOLIPOPROTEIN E GENE POLYMORPHISMS IN PATIENTS WITH LUNG CANCER

*M. Gül, Z. Umudum, H. Alp, H. Kaynar*

**0204**

CHANGES OF ACUTE PHASE PROTEIN LEVELS IN PATIENTS DIAGNOSED WITH LOCAL ADVANCED NONSMALL CELL LUNG CANCER

*M. Gurbilek, M. Koc, C. Cetinkaya*

**0205**

DETECTION OF CANCER-ASSOCIATED ION CHANNELS IN HUMAN BLOOD: COMPARISON OF NORMAL SUBJECTS WITH CANCER PATIENTS

*R. Güzel, M. Djamgoz*

**0206**

THE PLASMA LEVELS AND DIAGNOSTIC UTILITY OF CYTOKINE VEGF IN OVARIAN CANCER PATIENTS

*S. Ławicki, E. Głazewska, A. Przyłipiak, M. Szmikowski, G. Będkowska, E. Gacuta*

**0207**

N LATEX FLC SERUM FREE LIGHT CHAIN ASSAYS IN PATIENTS WITH RENAL IMPAIRMENT

*J. Hans, H. Rein, T. Elisa, T. Henk*

**0208**

A CASE OF PROSTATE CANCER PRODUCING GRANULOCYTE COLONY-STIMULATING FACTOR

*T. Takayama, S. Ozono, E. Hamada, M. Maekawa*

**0209**

N LATEX FLC KAPPA AND LAMBDA ASSAYS:  
URINE APPLICATION

*T. Henk, T. Elisa, N. Ed*

**0210**

ALTERED EPIGENETIC SIGNATURES IN  
CIRCULATING CELL-FREE NUCLEOSOMES  
MEASURED BY ELISA DETECT AND  
DIFFERENTIATE COLORECTAL AND PROSTATE  
CANCER

*M. Herzog, M. Chapelier, G. Cuvelier, K.  
Scoubeau, E. Josseaux, M. Eccleston, J. Micallef,  
L. Rasmussen, I. Christensen, H. Nielsen*

**0211**

COMPARISON OF CA125 AND HE4 SERUM  
LEVELS OF WOMEN WITH NEOPLASMS OF THE  
GENITAL TRACT TO THOSE WITH NEOPLASMS OF  
OTHER LOCATION

*L. Kyriou, K. Aggelopoulou, T. Kappou, N.  
Alevizopoulos, C. Psachoulia, M. Pratikaki, S.  
Ioannidou, M. Vaslamatzis*

**0212**

A SIMPLE METHOD OF SCREENING FOR KRAS  
AND BRAF HOTSPOTS IN COLORECTAL CANCER  
PATIENTS

*H. Jadda, E. El Fahime, F. Kettani, H. Bellaoui*

**0213**

SERUM LEVELS OF SEX STEROIDS IN CARCINOMA  
BREAST OF LIBYAN WOMEN

*A. Jarari, J. Peela, S. Shakila, A. Said, L. Peela, R.  
Shembesh, S. Alsoaeiti, E. Hayam, M. Kadeer, N.  
Jarari*

**0214**

DETECTION OF BLOOD TUMOR CELLS BY MAGE  
A1-6 AND HTERT GENE SINGLE TUBE NESTED  
PCR

*S. Kim, H. Suh, J. Han, C. Jeon*

**0215**

TNF-A AND IL-6 IMMUNOMODULATORS AS A  
PROGNOSTIC FACTOR IN BREAST CANCER

*Ö. Kadılar, V. Kadılar, Y. Önder, B. Bozkurt, S. Işık  
Tezcan, N. Yücel, A. Orçun*

**0216**

EVALUATION OF IGE LEVELS IN THE SERUM OF  
PATIENTS WITH GLIOMAS

*A. Kallinteri, G. Alexiou, E. Nita, A. Goussia, S.  
Voulgaris, S. Levidiotou*

**0217**

PLATELET DERIVED GROWTH FACTOR-AB (PDGF-  
AB) AND ANGIOGENIC CYTOKINES (IL-6, SIL-6R)  
DEPENDING ON THE STAGE OF THE MULTIPLE  
MYELOMA

*J. Kamińska, O. Koper, H. Kemona*

**0218**

DEVELOPMENT OF NOVEL REAL-TIME PCR  
METHODOLOGY FOR QUANTIFICATION OF  
COL11A1 MRNA ISOFORMS AND EVALUATION IN  
BREAST CANCER TISSUE SPECIMENS

*I. Toumpoulis, N. Goutas, G. Tsalas, G. Kontelia,  
C. Dimas, A. Tsimpanis, S. Vasilaros, I. Rizos, C.  
Kroupis, M. Karaglani*

**0219**

DIAGNOSTIC PERFORMANCE OF A 24-PLEX  
CANCER BIOMARKER IMMUNOASSAY IN  
GASTROINTESTINAL CANCERS

*D. Katja, H. Natalie, S. Jens, W. Gisela, S. Frank  
Alexander, H. Karina, U. Steffen, K. Jörg C, H.  
Stefan*

**0220**

ANTICANCER AND ANTIOXIDANT PROPERTIES  
OF DIFFERENT EXTRACTS OF MORUS NIGRA  
AND MORUS RUBRA SPECIES

*İ. Turan, K. Kılınc, S. Demir, S. Mısır, Y.  
Aliyazicioğlu, O. Değer*

# POSTERS

**0221**

CHARACTERISTICS OF COLORECTAL CANCER DETECTED BY QUANTITATIVE FAECAL HAEMOGLOBIN TEST IN HOSPITAL OPPORTUNISTIC SCREENING

*P. Kocna, O. Májek, M. Blaha, T. Zima, L. Dušek*

**0222**

THE K469E POLYMORPHISM IN INTERCELLULAR ADHESION MOLECULE-1 (ICAM-1) AND THE RISK OF PAPILLARY THYROID CANCER

*G. Kondakci, I. Bingul, P. Vural, S. Dogru-Abbasoglu, B. Karadag, M. Uysal*

**0223**

DEVELOPMENT OF NOVEL REAL-TIME PCR METHODOLOGY FOR QUANTIFICATION OF COL11A1 MRNA ISOFORMS AND EVALUATION IN BREAST CANCER TISSUE SPECIMENS

*M. Karaglani, I. Toumpoulis, N. Goutas, G. Tsalas, G. Kontelia, C. Dimas, A. Tsimpanis, S. Vasilaros, I. Rizos, C. Kroupis*

**0224**

EVALUATION OF ADHESION MOLECULES (SICAM-1 AND SE-SELECTIN) IN COLORECTAL CANCER PATIENTS

*A. Korniluk, E. Siergiejko, M. Gryko, H. Kemon, V. Dymicka-Piekarska*

**0225**

CLINICAL VALUE OF INTERLEUKIN (IL) - 1 RECEPTOR ANTAGONIST SERUM LEVEL IN ENDOMETRIAL CANCER PATIENTS

*B. Kotowicz, M. Fuksiewicz, J. Jonska-Gmyrek, M. Kowalska*

**0226**

SERUM VASCULAR ENDOTHELIAL GROWTH FACTOR (VEGF) IN PATIENTS WITH MELANOMAS AT LOCOREGIONAL STAGE

*K. Ziolkowska, M. Kowalska, I. Lugowska, M. Fuksiewicz, B. Kotowicz, P. Rutkowski*

**0227**

PALB2 MRNA EXPRESSION AND DNA EPIGENETIC ANALYSIS IN SPORADIC BREAST CANCER

*N. Poupouridou, A. Acha-Sagredo, N. Goutas, D. Vlahodimitropoulos, S. Tsigarida, C. Dimas, E. Lianidou, S. Vasilaros, T. Liloglou, C. Kroupis*

**0228**

MANGANESE SUPEROXIDE DISMUTASE ILE-58THR GENE POLYMORPHISM IN BLADDER CANCER PATIENTS

*C. Kucukgergin, T. Tefik, O. Sanli, S. Seckin*

**0229**

SERUM ENDOCAN LEVELS IN ENDOMETRIAL AND OVARIAN CANCERS

*E. Laloğlu, Y. Kumtepe, H. Aksoy, E. Topdağlı Yilmaz*

**0230**

NEW ANALYZER SENTIFIT®270 AND SENTIFIT® - FOB GOLD® LATEX FECAL IMMUNOASSAY TEST (FIT) EVALUATION AND COMPARISON WITH SENTIFOB® ANALYZER

*T. Lamacchia, S. Brenna, P. Gesu*

**0232**

EVALUATION OF IGE LEVELS IN THE SERUM OF PATIENTS WITH GLIOMAS

*A. Kallinteri, G. Alexiou, E. Nita, A. Goussia, S. Voulgaris, S. Levidiotou*

**0233**

COMBINED TARGETING OF HIGH-MOBILITY GROUP BOX-1 AND INTERLEUKIN-8 CONTROLS MICROMETASTASIS POTENTIAL IN GASTRIC CANCER ASSOCIATION WITH EPITHELIAL-TO-MESENCHYMAL TRANSITION

*J. Lim, H. Chung*

**0234**

NEGATIVE PREDICTIVE VALUE OF PROCALCITONIN IN MEDULLARY THYROID CARCINOMA

*S. Lim, E. Gourjon, M. Hervé, M. Vaubourdolle, J. Guéchet*

**0235**

METHYLATION OF SERUM SST GENE IS AN INDEPENDENT PROGNOSTIC MARKER IN COLORECTAL CANCER

*M. Chew, C. Tang, S. Ong, Y. Zhao, Y. Liu*

**0236**

NATIVE FLUORESCENCE ANALYSIS OF URINE - POSSIBILITY FOR BREAST CANCER DIAGNOSIS

*Z. Šteffeková, A. Birková, M. Mareková, M. Mareková*

**0237**

DEVELOPMENT AND VALIDATION OF A NOVEL AND HIGHLY SENSITIVE METHOD FOR THE DETECTION OF PIK3CA HOTSPOT MUTATIONS IN CTC

*A. Markou, S. Farkona, C. Schiza, A. Eftathiou, N. Malamos, V. Georgoulas, E. Lianidou*

**0238**

AN AUDIT OF TUMOUR MARKER UTILIZATION IN NAIROBI

*E. Masese*

**0239**

CAN 24-HOUR URINE COLLECTION BE REPLACED BY AN EARLY MORNING SAMPLE FOR BENICE JONES PROTEIN DETECTION AND QUANTIFICATION?

*P. Milani, G. Palladini, C. Klersy, V. Valentini, F. Lavatelli, M. Nuvolone, L. Zanolla, G. Righetti, V. Meneghini, M. Graziani, G. Merlini*

**0240**

DOWN-REGULATION OF ANTI-APOPTOTIC GENES IN HUMAN TUMOR CELL LINES IS FACILITATED BY SILENCING OF OCT4B1

*M. Mirzaei, M. Mahmmodi, M. Kazemi Arababbadi, G. Hasanshahi*

**0241**

DNA REPAIR GENE ERCC1 POLYMORPHISM AND RISK OF COLORECTAL CANCER IN AN ALGERIAN POPULATION

*F. Moghtit, M. Aberkane, L. Louhibi, V. Lemorvan, R. Bellot, A. Bousahba, A. Megaiz, J. Robert, N. Saidi-Mehtar*

**0243**

A SUBPOPULATION AMONG CIRCULATING EPITHELIAL TUMOR CELLS IN PATIENTS WITH SOLID CANCER IS CAPABLE OF SPHERE FORMATION AND CARRIES CANCER STEM CELL PROPERTIES

*Z. Dorothea, P. Ulrich, P. Katharina, P. Monika*

**0244**

RELEVANCE OF SERUM FREE LIGHT CHAINS RATIO AS RISK FACTOR OF POOR PROGNOSIS IN MULTIPLE MYELOMA

*J. García de Veas Silva, C. Bermudo Guitarte, T. Pais, P. Menéndez Valladares, R. Duro Millán*

**0245**

DIAGNOSTIC PERFORMANCE OF A 24-PLEX CANCER BIOMARKER IMMUNOASSAY IN GYNECOLOGICAL CANCERS

*H. Natalie, D. Katja, S. Lars, D. Manuel, R. Christian, G. Walgenbach-Bruenagel, H. Karina, S. Frank Alexander, U. Steffen, K. Walther, H. Stefan*

**0246**

VEGF-C, ANGIOPOIETIN-1 AND INTERFERON-GAMMA-INDUCIBLE PROTEIN-10 (IP-10) LEVELS IN LUNG AND BREAST CANCER

*H. Oğuz Soyduñç, D. Duranyıldız, E. Oral, V. Yasasever*

**0247**

EFFECT OF DOXORUBICIN ON EXPRESSION LEVELS OF APOPTOTIC GENES AND MDR-1 GENE IN MCF-7 CELL LINE

*S. Oncul, A. Ercan, G. Ucar*

# POSTERS

**0248**

THE DIAGNOSTIC VALUE OF ALCOHOL DEHYDROGENASE ISOENZYMES AND ALDEHYDE DEHYDROGENASE MEASUREMENT IN THE SERA OF CERVICAL CANCER PATIENTS

*K. Orywal, W. Jelski, M. Zrodowski, M. Szmitkowski*

**0249**

INVESTIGATION OF THE EFFECTS OF CETUXIMAB, CISPLATIN AND MELATONIN ADMINISTRATION ON P53 GENE AND APOPTOSIS ACTIVATIONS IN LUNG CANCER CELL LINES

*C. Gur, S. Ozkanlar, A. Kara, E. Diyarbakir*

**0250**

INVESTIGATION OF THE XRCC1 GENE POLYMORPHISM IN TURKISH MALIGNANT MELANOMA PATIENTS

*S. Demokan, C. Ozkoklesen, S. Kurul, N. Dalay*

**0251**

THE PREVALENCE OF MALNUTRITION AMONG SURGICAL CANCER PATIENTS

*E. Papaefstathiou, K. Alexiou, A. Velentza, N. Trakas*

**0252**

PERFORMANCE EVALUATION OF THE ALPHA FETOPROTEIN-L3 AS A SERUM BIOMARKER FOR HEPATOCELLULAR CARCINOMA

*T. Jeong, M. Park, W. Lee, S. Chun, W. Min*

**0253**

THE RELATIONSHIP BETWEEN OSTEOPONTIN AND INTERLEUKIN-6 IN PATIENTS WITH NASOPHARYNGEAL CARCINOMA

*J. Pavela, B. Dobrosevic, M. Fijacko, V. Seric*

**0254**

THE CAGL GLU59 POLYMORPHISM OF H. PYLORI IS ASSOCIATED WITH AN INCREASED RISK OF GASTRIC CANCER. PRELIMINARY RESULTS FROM AN ITALIAN MULTICENTER STUDY

*M. Pelloso, C. Zambon, A. Tessari, D. Basso, A. Padoan, D. Bozzato, A. Aita, A. Marchet, G. de Manzoni, L. Cristadoro, A. Brandimarte, L. Gerard, D. Nitti, M. Plebani*

**0255**

BCG IMMUNOTHERAPY DECREASE LEVELS OF ANGIOGENIC CYTOKINES IN A 3D MODEL OF HNSCC

*M. Herranz Puebla, C. Sanchez, R. Sanz Fernández, L. Gutierrez Guédez, K. Peraza Cruces*

**0256**

FREE-TO-TOTAL SERUM PROSTATE SPECIFIC ANTIGEN RATIO AND LACTATE DEHYDROGENASE FOR DIAGNOSIS OF PROSTATE CANCER

*J. Santotoribio, A. Garcia de la Torre, C. Cañavate-Solano, F. Arce-Matute, S. Perez-Ramos*

**0257**

CIRCULATING TUMOR CELLS IN UVEAL MELANOMA: DETECTION AND CLINICAL EVALUATION

*P. Pinzani, F. Salvianti, C. Mazzini, C. Scatena, M. Paglierani, M. Pazzagli, D. Massi*

**0258**

SERUM HSP-70 AND VISFATIN LEVELS IN PATIENTS WITH STOMACH CANCER

*E. Polat, S. Aşkın, A. Karakoç, E. Şebin, E. Bakan, Y. Şahin, A. Yıldırım, A. Kızıltunç*

**0259**

MATRIX METALLOPROTEINASE-1, COLLAGEN I AND FIBRONECTIN EXPRESSION IN PTCH1+/- FIBROBLAST LYSATE ISOLATED FROM THE SKIN OF HEALTHY SUBJECTS AND PATIENTS WITH NEVOID BASAL CELL CARCINOMA SYNDROME

*L. Benassi, P. Azzoni, E. Bellei, S. Bergamini, A. Cuoghi, E. Monari, T. Petrachi, C. Ruini, C. Magnoni, G. Pellacani, P. Loschi, L. Pastorino, A. Tomasi, G. Ponti*

**0260**

CATHEPSIN B AND PROCATHEPSIN B IN DIAGNOSIS OF TRANSIENT CELL CARCINOMA OF THE BLADDER

*K. Kotaska, P. Dusek, S. Vesely, R. Prusa, M. Babjuk*



**0261**

PROSTATE SPECIFIC ANTIGEN (PSA) IN THE DIAGNOSIS AND TREATMENT OF PROSTATE CANCER WITH HORMONE TREATMENT

*M. Radonjic, D. Perovic, D. Popovic*

**0262**

SERUM AND URINE CONCENTRATIONS OF NGAL IN ONCOLOGIC PATIENTS RECEIVING NEPHROTOXIC TREATMENT

*D. Rajdl, J. Racek, V. Matějka, L. Trefil, T. Sedláčková, J. Fínek*

**0263**

SELENIUM AND VITAMIN D IN COLORECTAL CANCER PATIENTS – ANY RELATIONSHIP WITH KRAS GENE MUTATIONS?

*I. Rako, G. Fressl Juros, Z. Antunac Golubic, I. Barsic, D. Rogic, S. Plestina*

**0264**

ANALYTICAL ASSAY PERFORMANCE OF A NOVEL BIOLUMINESCENT BIOSENSOR TO DETERMINE CYTOSINE ARABINOSIDE SENSITIVITY IN PATIENTS WITH ACUTE MYELOID LEUKAEMIA

*E. Anderson, M. Conway, H. Alloush, K. O'Malley, M. Smith, A. Martin, M. Ruddock, C. Reid, J. Lamont, S. FitzGerald, J. Smith, P. Mehta, V. Salisbury*

**0265**

EVALUATION OF THE POTENTIAL EFFECT OF ANTITUMORAL THERAPY WITH METFORMIN + IRNA-PFK-1 IN RKO COLON CANCER CELLS

*L. Sanchez-Lopez, E. Reyes-Serratos, C. Charles-Nino, R. Navarro-Hernandez, G. Vazquez-Armenta, A. Santos-Garcia, C. Rios-Ibarra*

**0266**

DIFFERENCES IN PROSTATIC SPECIFIC ANTIGEN REQUESTING PATTERNS IN PRIMARY CARE SETTING: A PILOT STUDY IN SPAIN

*F. Rodriguez-Cantalejo, M. Lopez-Garrigos, D. Benitez-Benitez, E. Sanchez-Fernandez, E. Moreno-Noguero, E. Rodriguez-Borja, E. Roldán-Fontana, F. Martín-Oncina, F. Gascón, F. Velasco-Peña, F. Miralles, G. Marcaida, M. Barrionuevo, I. Domínguez-Pascual, I. Herrera-Contreras, J. Ferrero, M. Salinas*

**0267**

URINE CONCENTRATION OF HE4 IN BLADDER CANCER PATIENTS

*U. Rychlik, J. Tarapacz, J. Jakubowicz, E. Wójcik, J. Nowak-Sadzikowska, Z. Stasik, J. Kulpa*

**0269**

EVALUATION OF SERUM AMYLOID A, SOLUBLE E-SELECTIN AND SOLUBLE E-CADHERIN IN THE DIAGNOSIS OF LUNG CANCER

*V. Saini, P. Chikkahonnaiah, J. Kaur, A. Janmeja, S. Gupta, S. Jaswal*

**0270**

THYROGLOBULIN MEASUREMENT AND THYROGLOBULIN AUTOANTIBODIES INTERFERENCE: EVALUATION OF DIFFERENT COMMERCIAL METHODS USING DATA FROM AN EQA PROGRAM (PROGBA ARGENTINA)

*F. Santiago, D. Lorena, T. Marta, Q. Silvia*

**0271**

THE ROLE OF MYELOPEROXIDASE G-463A GENE POLYMORPHISM ON THE SUSCEPTIBILITY AND CLINICOPATHOLOGICAL CHARACTERISTICS OF BLADDER CANCER

*S. Seckin, C. Kucukgergin, T. Tefik, O. Sanli*

**0272**

OMENTIN LEVELS IN COLON CANCER

*M. Serilmez, R. Ciftci, E. Bilgin, D. Duranyildiz*

# POSTERS

**0273**

INFLUENCE OF THE TH1/TH2 CYTOKINES ON THE SERUM LEVELS OF SOLUBLE DIFFERENTIATION ANTIGENS IN PATIENTS WITH BENIGN AND MALIGNANT TUMORS OF UTERUS

*X. Shakhova, E. Kontorshchikova, O. Yanchenko, V. Novikov*

**0274**

SNPS ANALYSIS IN DPYD GENE FOR PRIMARY PREVENTION OF SEVERE TOXICITY INDUCED BY 5 FLUOROURACIL TREATMENT IN CANCER PATIENTS

*L. Simi, I. Mancini, L. Antonuzzo, M. Mangoni, F. Malentacchi, F. Salvianti, S. Gelmini, P. Pinzani, E. Mini, M. Pazzagli*

**0275**

ASSESSMENT OF ELASTIC LIGHT SINGLE-SCATTERING SPECTROSCOPY AS A DIAGNOSTIC TOOL FOR LARYNX MALIGNANCY

*A. Sircan-Kucuksayan, N. Yaprak, M. Turhan, G. Ozbilim, I. Ozbudak, M. Canpolat*

**0276**

AUTOMATED FECAL IMMUNOASSAY TESTING (FIT) FOR HEMOGLOBIN ON A NEW DEDICATED ANALYZER

*A. Soliera, R. Corradini, T. Trenti, F. Torricelli*

**0277**

LEVELS OF PROTEIN CARBONYL GROUPS AT PATIENTS WITH BREAST CANCER

*S. Soylemez, A. Cayci, O. Gulbahar, D. Yamac*

**0278**

EVALUATION OF SUPAR, MMP-9 AND TIMP-1 CONCENTRATIONS IN PATIENTS WITH COLORECTAL CANCER DEPENDING ON SELECTED CLINICAL PARAMETERS

*Z. Stasik, J. Tarapacz, E. Wójcik, U. Rychlik, W. Wysocki, J. Kulpa*

**0279**

QUANTIFICATION OF K-RAS STATUS ON CELL-FREE PLASMA DNA OF PANCREATIC CANCER PATIENTS USING BEAMING TECHNOLOGY

*H. Stefan, P. Ina, K. Makbule, B. Sibylle, O. Steffen, D. Frank, H. Michael, R. Carina, A. Philipp, H. Volker, B. Stefan*

**0280**

METHODICAL AND PRE-ANALYTICAL CHARACTERISTICS OF A MULTIPLEX CANCER BIOMARKER IMMUNOASSAY

*H. Natalie, D. Katja, S. Frank A, J. Christopher, H. Stefan*

**0281**

DEVELOPMENT AND ANALYTICAL VALIDATION OF A NOVEL REAL-TIME MULTIPLEX RT-QPCR ASSAY FOR THE SIMULTANEOUS QUANTIFICATION OF ER, PR, HER-2 AND EGFR MRNA EXPRESSION IN CIRCULATING TUMOR CELLS OF BREAST CANCER PATIENTS

*A. Strati, E. Lianidou*

**0282**

HE4 AND CA 125 IN ENDOMETRIAL CANCER PATIENTS

*J. Tarapacz, U. Rychlik, Z. Stasik, P. Blecharz, E. Wójcik, K. Karolewski, J. Kulpa*

**0284**

SERUM TIMP-1 LEVELS IN MALIGNANT MELANOMA PATIENTS

*C. Tilgen Yasasever, E. Akşit, D. Duranyıldız, F. TAS, V. Yasasever*

**0285**

TUMOR MARKERS IN THE DIAGNOSIS OF EFFUSIONS

*J. Trape, R. Molina, F. Sant, J. Montesinos, A. Arnau, O. Bernadich, E. Martin, D. Perich, J. Franquesa, M. Sala, J. Lopez*

**0287**

THE DIAGNOSTIC VALUE OF FNDC5/IRISIN IN RENAL AND GASTRIC CANCER

*E. Fidan, D. Us Altay, E. Keha, A. Alver, E. Karaguzel, A. Mentese*

**0288**

TRIPLE NEGATIVE BREAST CANCER IN SOUTH INDIAN POPULATION

*K. Vaidyanathan*

**0289**

EVALUATION OF HE4, CA 125 AND ROMA PREDICTIVE INDEX IN PATIENTS WITH GYNECOLOGICAL DISEASES

*V. Villiotou, G. Vorgias, I. Lekka, A. Karampelas, V. Dertimas*

**0290**

THE ALCOHOL DEHYDROGENASE (ADH) ISOENZYMES AND ALDEHYDE DEHYDROGENASE (ALDH) AS CANDIDATES FOR TUMOUR MARKERS OF BRAIN CANCER

*J. Wojciech, L. Magdalena, O. Karolina, S. Maciej, R. Rutkowski, K. Jan, M. Zenon*

**0292**

CHANGES OF SELECTED BIOCHEMICAL PARAMETERS DURING TREATMENT OF SCLC PATIENTS WITH LIMITED DISEASE DEPENDING ON THE INITIAL PERFORMANCE STATUS

*E. Wojcik, J. Tarapacz, Z. Stasik, U. Rychlik, B. Sas-Korczynska, J. Kulpa*

**0293**

ANDROGEN RECEPTOR IS INVOLVED IN THE MIGRATION AND INVASION OF TRIPLE-NEGATIVE BREAST CANCER CELLS

*Q. Zheng, W. Wu, C. Huang*

**0294**

EVALUATION OF TRACE ELEMENTS (CU,ZN AND SE) IN SERUM OF PROSTATE CARCINOMA PATIENTS

*D. Yadav, P. Sharma*

**0295**

ANTI-PROLIFERATIVE EFFECTS OF CARVACROL ON HUMAN CANCER CELL LINES; CELL-TYPE SPECIFIC AND HORMETIC

*Y. Baskın, T. Yiğitbaşı, M. Akbarpour, G. Calibası, H. Ellidokuz, N. Emekli*

**0296**

COLORECTAL CANCER SCREENING: EVALUATION OF THE LABOQUICK IMMUNOCHEMICAL FECAL OCCULT BLOOD TEST

*M. Yılmaz, M. Ercan, Ş. Okur, S. Özçelik, D. Akbulut, C. Bal, F. Yılmaz*

**0297**

ANTI-GROWTH EFFECT OF NOVEL PLATINUM-HEPY COMPLEX ON LUNG CANCER CELL LINES

*A. Yilmaztepe Oral, B. Cevatemre, V. Yılmaz, E. Ulukaya*

**0298**

BREVICAN CLEAVING ADAMTS5 IS A POTENTIAL NEW BIOMARKER FOR GLIOBLASTOMA MULTIFORME

*Y. Yükselten, K. Demircan, Z. Firat, H. Uğur, A. Sunguroglu*

**0299**

MIR-28-5P, A POTENTIAL BIOMARKER FOR RENAL CELL CARCINOMA, ACTS AS A TUMOR SUPPRESSOR IN RENAL CELL CARCINOMA FOR MULTIPLE ANTITUMOR EFFECTS BY TARGETING RAP1B

*C. Zhang*

**0300**

PLASMA TOTAL ANTIOXIDANT STATUS (TAS), LIPID PEROXIDATION PRODUCTS (LPO) AND NOVEL TAS/LPO INDEX IN COLORECTAL CANCER AND POLYP PATIENTS

*M. Zowczak-Drabarczyk, E. Wysocka, A. Blacha, A. Dryjas*

# POSTERS

**0301**

THE PLASMA LEVELS AND DIAGNOSTIC UTILITY OF M-CSF, HE-4 AND CA 125 IN OVARIAN CANCER PATIENTS

*S. Ławicki, E. Gacuta, E. Bedkowska, M. Szmikowski*

## CARDIOVASCULAR DISEASE

**0302**

LEPTIN, FREE FATTY ACIDS AND INSULIN RESISTANCE MARKERS IN MYOCARDIAL INFARCTION

*E. Uchasova, O. Gruzdeva, Y. Dyleva, E. Belik, E. Shurygina, V. Karetnikova, O. Barbarash*

**0303**

THE QUALITY OF LABORATORY ASPECTS OF TROPONIN TESTING IN CLINICAL PRACTICE GUIDELINES AND CONSENSUS DOCUMENTS NEEDS TO BE IMPROVED

*K. Aakre, M. Langlois, J. Barth, S. Misra, J. Watine, W. Oosterhuis*

**0304**

ASSESSMENT OF CYCLOPHILIN A, PENTRAXIN-3, SERUM AMYLOID A AND OXIDIZED-LDL AS POTENTIAL BIOMARKERS IN THE PREDICTION AND PROGRESSION OF CORONARY ATHEROSCLEROSIS

*E. Ademoglu, U. Ozturk, A. Kaya, U. Sinan, A. Arat-Ozkan, T. Gürmen*

**0305**

LOW LEVEL INFLAMMATORY IMMUNE RESPONSE IN GESTATIONAL DIABETES MELLITUS PATIENTS

*F. Akdeniz, H. Sari, H. Aydin, B. Dalan, D. Sit, H. Atasoy, G. Yanikkaya Demirel, T. Isbir, Z. Akbulut*

**0306**

DIAGNOSTIC ACCURACY OF CYTOKINES FOR PREMATURE CORONARY ARTERY DISEASE

*D. Khan, W. Ansari, F. KHAN*

**0307**

EVALUATION OF INFLAMMATORY CYTOKINES AND HS-CRP IN PATIENTS WITH CORONARY HEART DISEASES

*G. Begolli, L. Begolli, V. Topçiu Shufta, Z. Baruti Gafurri, Z. Sllamniku Dalipi, S. Thaqi*

**0308**

NEFATIN-1 – A NOVEL POTENTIAL CARDIOPROTECTIVE FACTOR IN NON-DIABETIC, NON-OBESE MEN

*K. Bergmann, M. Kretowicz, J. Manitus, G. Sypniewska*

**0309**

INOS GENE POLYMORPHISM AND IL-6 LEVELS CORRELATED IN STABLE ISCHEMIC HEART DISEASE: A PILOT STUDY IN INDIA

*S. Bhardwaj, J. Bhattacharjee, M. Bhatnagar, S. Tyagi*

**0310**

INTRODUCTION OF THE HIGH SENSITIVITY CARDIAC TROPONIN ASSAY IN A TEACHING HOSPITAL – IMPACT ON DIAGNOSTIC PROCEDURES AND THE NUMBER OF ACUTE MYOCARDIAL INFARCTIONS

*V. Bhayana*

**0311**

POTENTIAL IMPLICATION OF CIRCULATING MIRNA-208A INTO DIAGNOSE OF ACUTE MYOCARDIAL INFARCTION

*S. Białek, D. Górko, A. Zajkowska, G. Sygitowicz, K. Łukasz, A. Stachurska, M. Grabowski, M. Małeck, G. Opolski, D. Sitkiewicz*

**0312**

EVALUATION OF INFLAMMATION, LIPID STATUS END OBESITY IN PATIENTS WITH ISCHEMIC HEART DISEASE FOLLOWED BY CORONAROGRAPHY

*M. Boncheva, M. Radkova, D. Daneva*

**0313**

CYSTATIN C AS A RISK FACTOR MARKER IN  
ATHEROSCLEROSIS

*B. Bozkurt, F. Yilmaz, C. Topçuoğlu, Ö. Kadılar, M. Ercan*

**0314**

HOMOCYSTEIN AND MTHFR POLYMORPHISM AS  
NEW RISK FACTORS OF STROKE IN A TUNISIAN  
GROUP

*N. Brahim, B. Yosr, E. Mabrouka, A. zied, M. Ridha, M. Chakib*

**0315**

SERUM CA 125 LEVELS IN PATIENTS WITH  
CHRONIC HEART FAILURE

*N. Budima, D. Koçınaj, Z. Baruti, N. Bislimi, S. Shabanaj, A. Lepaja, B. Bislim, M. Kutllovci*

**0316**

RED CELL DISTRIBUTION WIDTH IS ASSOCIATED  
BY MORE SEVERE HEART FAILURE WITH LEFT  
VENTRICULAR SYSTOLIC DYSFUNCTION

*I. Bujakiewicz, J. Kaczmarek, A. Milewska, A. Nowak, D. Przymuszala-Stasiak, K. Barecka, T. Krauze, D. Karbowy, J. Tarchalski, M. Biczysko, P. Guzik*

**0317**

EVALUATION OF STANDARDIZATION CAPABILITY  
OF CURRENT CARDIAC TROPONIN I (CTNI)  
ASSAYS BY A CORRELATION STUDY: RESULTS OF  
AN IFCC PILOT PROJECT

*J. Tate, D. Bunk, R. Christenson, J. Barth, A. Katrukha, J. Noble, M. Panteghini, H. Schimmel, L. Wang*

**0318**

SERUM LEVEL OF SUPAR AND YKL-40, A NEW  
BIOMARKER IN PATIENTS WITH ACUTE  
MYOCARDIAL INFARCTION

*Ü. Can, F. Yerlikaya, A. Toker, A. Aribas, K. Akbuğa*

**0319**

SERUM S100 LEVELS IN ACUTE CORONARY  
SYNDROME (ACS)

*T. Candar, S. Ozdemir, A. Oguz, B. Ekici, H. Ural Kayalik, S. Demirtas, S. Korkmaz, K. Mergen*

**0320**

CARDIAC TROPONIN CONCENTRATIONS IN  
PATIENTS WITH CHEST DISCOMFORT: STRONG  
CONTRIBUTION OF THE HEART AND THE  
KIDNEYS

*E. Cardinaels, S. Altintas, M. Versteyleen, I. Joosen, J. Wildberger, H. Crijns, O. Bekers, M. van Dieijen-Visser, B. Kietselaer, A. Mingels*

**0321**

EVALUATION OF TROPONIN T ON AQT90 FLEX  
AND COBAS 8000 AS A RULE IN/OUT TOOL IN AN  
EMERGENCY WARD

*C. Etienne, K. Jean-François, B. Eric, E. Séverine, L. Caroline*

**0322**

MMP-9 AND CLASSIC ATHEROSCLEROSIS  
MARKERS IN LITHUANIAN FAMILIES WITH SELF-  
REPORTED DISEASE

*A. Coj, Z. Kučinskienė, V. Kučinskas, A. Molytė*

**0323**

QUANTIFICATION OF GDF-15 AND ST2S  
CIRCULATING LEVELS IN CORONARY ARTERY  
DISEASE PATIENTS: A DIAGNOSTIC TOOL FOR  
MONITORING HEART FAILURE RISK?

*M. Corsi Romanelli, E. Vianello, E. Scognamiglio, R. Rigolini, E. Dozio*

**0324**

STATIN TREATMENT DECREASED PLASMA  
ASYMMETRIC AND SYMMETRIC  
DIMETHYLARGININE IN PATIENTS WITH  
ISCHEMIC HEART DISEASE

*V. Ćosić, M. Deljanin-Ilić, L. Zvezdanović-Čelebić, S. Kundalić, T. Ristić, V. Đorđević*

# POSTERS

**0325**

CORRELATION OF CORONARY ARTERY SERUM ADIPONECTIN AND MCP-1 LEVELS IN PATIENTS WITH CORONARY ARTERIAL DISEASE WITH VASCULAR INVOLVEMENT AND CORONARY LESIONS SIZE

*N. Caner Yanık, C. Coşkun, O. Genç, G. Mutluoğlu, O. Kaya*

**0326**

LEPTIN AND ENDOTHELIN 1 – A NOVEL LINK BETWEEN EPICARDIAL FAT AND LEFT VENTRICLE HYPERTROPHY

*A. Ali, B. Syakib, W. Andi, S. Cristina*

**0327**

ALTERATIONS IN CARDIAC MARKERS IN ACUTE CORONARY SYNDROME

*T. Daniela*

**0328**

A NOVEL SYNERGISM BETWEEN TGF $\beta$ 1 AND ADAMTS4 SERUM LEVELS IN CORONARY ARTERY DISEASE: A NEW MECHANISM IN PROGRESSION OF ATHEROSCLEROSIS

*S. Uluçay, S. Çam, M. Batır, R. Sütçü, Ö. Bayturan, K. Demircan*

**0329**

GENETIC ANALYSIS OF A COHORT OF BRUGADA PATIENTS USING TARGETED SEQUENCING

*C. Di Resta, P. Alessandro, S. Simone, D. Paolo, D. Gianluca, F. Maurizio, B. Roberta, B. Sara*

**0330**

PERIOPERATIVE MONITORING OF NEUTROFIL GELATINASE-ASSOCIATED LIPOCAIN MEASURED IN PLASMA IN ADULT PATIENTS AFTER CARDIAC SURGERY AND ASSOCIATION WITH ACUTE KIDNEY INJURY

*A. Dimitrova-Karamfilova, I. Petrova, N. Hristova, T. Solarova, T. Pencheva, C. Hristova, G. Tsaryanski, S. Peicheva, G. Nachev*

**0331**

THE IMPORTANCE OF REFERENCE CHANGE VALUE (RCV) TO EVALUATE THE CHANGES WITHIN REFERENCE VALUE OF CARDIAC TROPONIN I (CTNI) ASSAY

*G. Saydam, N. Dincel, E. Akbulut*

**0332**

DETECTION OF CIRCULATING PROTEINS AND MARKERS OF OXYGEN DEFICIT

*S. Domazetovska, M. Vavlukis, E. Petrovska, S. Biljali, D. Janicevic Ivanovska, S. Kuzmanovska, M. Grozdovska Naumoska*

**0333**

LABORATORY METHOD OF EVALUATING THE EFFICIENCY OF THROMBOLYTIC THERAPY IN PATIENTS WITH ACUTE MYOCARDIAL INFARCTION

*V. Ivanov, V. Dorofeykov, O. Kunina, N. Burova*

**0334**

ENDOTHELIAL PROGENITOR-LIKE CELLS AS A DIAGNOSTIC MARKER FOR ANGINA PECTORIS

*Y. Kim, S. Kim, H. Kwon, H. Lee, Y. Kim, J. Lee*

**0336**

STUDY ON RELATIONSHIP BETWEEN DEEP VEIN THROMBOSIS AND HOMOCYSTEINE, VITAMIN B6, VITAMIN B12 AND FOLIC ACID LEVELS

*M. Ekim, H. Ekim, Y. Yılmaz, M. Polat, B. Külah, Y. Göçmen*

**0337**

EVALUATION OF SERUM VASPIN (VISCERAL ADIPOSE TISSUE-DERIVED SERPIN LEVELS) IN CORONARY ARTERY DISEASE

*N. Eren, S. Cigerli, H. Kocyigit, F. Turgay, C. Kirma, B. Aslan, O. Koca*

**0338**

SERUM LEVELS OF GALECTINE-3 AND N-TERMINAL PRO-BRAIN NATRIURETIC PEPTIDE: CORRELATION WITH LATE GADOLINIUM ENHANCEMENT IN HYPERTROPHIC CARDIOMYOPATHY

*L. Erroi, D. Cosseddu, K. De Rosa, T. Forni, S. Bongioanni, B. Mabritto, I. Rodolico, S. Musolino, R. Ronchi, M. Conte, M. Migliardi*

**0339**

THE CUT-OFF VALUE OF ULTRASENSITIVE TROPONIN I FOR DIAGNOSIS OF ACUTE MYOCARDIAL INFARCTION

*T. Esen, S. Kant, Y. Yazıcı, U. Uçar, G. Kırış, H. Yaman*

**0340**

BRAIN NATRIURETIC PEPTIDES (NT-PROBNP) IN PATIENTS WITH PAROXYSMAL ATRIAL FIBRILLATION

*M. Fedorova, E. Pavlovskaya, A. Roytman, V. Dolgov, A. Avtandilov, N. Abrashkina*

**0341**

GENETICS OF THE SPHINGOLIPID METABOLISM IN HYPERTENSION

*M. Fenger*

**0342**

CLINICAL VALUE OF GALECTIN-3 IN HOSPITALIZED PATIENTS WITH ACUTE HEART FAILURE

*T. Casas-Pina, A. García-Narbón, M. Perez-Martinez, M. Gracia-Ródenas, M. Martínez-Villanueva, D. Pascual-Figal, J. Noguera-Velasco*

**0343**

DETERMINING THE 99TH PERCENTILE REFERENCE INTERVAL FOR THE BECKMAN CARDIAC TROPONIN I ASSAYS

*D. Gaze, C. Hodges-Savola, D. Holmes, S. Faye, J. Tubman, P. Coillinson*

**0344**

GALECTIN-3 IN PATIENTS WITH ACUTE HEART FAILURE – PRELIMINARY REPORT

*S. Grażyna, T. Mariusz, K. Łukasz, B. Sławomir, F. Krzysztof J., S. Dariusz*

**0345**

CREATINE KINASE-MB RELATIVE INDEX IN PATIENTS WITH MYOCARDIAL INFARCTION

*F. Gun*

**0346**

MONOCYTE CHEMOATTRACTANT PROTEIN-1 (MCP-1) AND PARAOXONASE-1 (PON1) LEVELS IN PATIENTS WITH OBSTRUCTIVE SLEEP APNEA SYNDROME

*F. Hanikoglu, S. Ozben, N. Huseyinoglu, A. Cort, S. Ozdem, T. Ozben*

**0347**

IS THERE AN ASSOCIATION BETWEEN CD14 C-260T POLYMORPHISM AND THE INCIDENCE OF ACUTE MYOCARDIAL INFARCTION IN EGYPTIAN POPULATION?

*I. Hashad, N. Hossny, M. Abdel Rahman, S. Abdel-Maksoud, M. Gad*

**0348**

PLASMA HOMOCYSTEINE IN PREECLAMPSIA: TUNISIAN EXPERIENCE

*H. Rabaa, C. Henda, E. Emna, F. Salima, M. Abdelhedi, G. Narjes*

**0349**

CLINICAL EVALUATION OF HIGH SENSITIVE TROPONIN CHANGES IN SERIAL TESTING

*L. Honović, J. Vlašić Tanasković*

**0350**

COMPARISON OF CARDIOVASCULAR RISK DISTRIBUTION DETERMINED ACCORDING TO HIGH SENSITIVITY C-REACTIVE PROTEIN CONCENTRATION AND CALCULATED SHORT-TERM AND LONG-TERM RISK

*S. Jovicic, S. Ignjatovic, M. Dajak, R. Kangrga, N. Majkic-Singh*

# POSTERS

**0351**

A PATIENT WITH A VERY HIGH CONCENTRATION OF B-TYPE NATRIURETIC PEPTIDE (BNP) AND A NORMAL N-TERMINAL PRO-BNP CONCENTRATION

*M. Janssen, M. Velmans, W. Heesen*

**0352**

PROGNOSTIC IMPLICATIONS OF SIMULTANEOUS BIOMARKER ASSESSMENTS IN PATIENTS WITH TYPE 2 DIABETES MELLITUS – OBSERVATIONS FROM THE SAVOR-TIMI 53 TRIAL

*B. Scirica, P. Jarolim, D. Bhatt, M. Cavender, A. Umez-Eronini, K. Im, D. Morrow*

**0353**

INDICES OF INFLAMMATION ARE CORRELATED WITH RED CELL DISTRIBUTION WIDTH IN HEART FAILURE WITH LEFT VENTRICULAR SYSTOLIC DYSFUNCTION

*A. Milewska, I. Bujakiewicz, J. Kaczmarek, D. Karbowy, J. Tarchalski, M. Biczysko, A. Palasz, M. Jastrzebska, K. Borecka, T. Krauze, P. Guzik*

**0354**

ASSOCIATION OF ADIPONECTIN AND INDUCIBLE ISCHEMIA BY TREADMILL TEST

*M. Sari, K. Ayşem*

**0355**

OXIDATIVE STRESS AND INFLAMMATION IN CORONARY ARTERY DISEASE IN TUNISIAN EXPERIENCE

*S. Khelil, M. Ben Hadj Mohamed, M. Ben Dbibis, L. Jarrar, S. Ernez, J. Gwider, S. Ferchichi, A. Miled*

**0356**

INVESTIGATION OF THE PRESENCE AND SEVERITY OF CORONARY HEART DISEASE BY THE <sup>1</sup>H NMR-BASED LIPID PROFILING OF PLASMA LIPOPROTEINS

*C. Kostara, J. Baltogiannis, I. Kastani, A. Mitsion, V. Tsimihodimos, M. Elisaf, J. Goudevenos, E. Bairaktari*

**0357**

EUROPEAN MULTICENTER ANALYTICAL EVALUATION OF THE ARCHITECT STAT HIGH SENSITIVE TROPONIN-I IMMUNOASSAY

*M. Krintus, M. Kozinski, P. Boudry, N. Estan Capell, U. Köller, K. Lackner, G. Lefèvre, L. Lennartz, J. Lotz, A. Mora Herranz, M. Nybo, M. Plebani, M. Sandberg, W. Schratzberger, J. Shih, Ø. Skadberg, A. Taoufik Chargui, M. Zaninotto, G. Sypniewska*

**0358**

THE RELATIONSHIP BETWEEN HOMOCYSTEINE AND NUMBER OF VESSEL CORONARY DISEASE AND SEVERITY OF CORONARY ARTERY STENOSIS

*M. Krstevska*

**0359**

“NORMAL” HS-CTNT LEVEL IN RELATION TO AGE AND SEX IN PATIENTS ADMITTED TO EMERGENCY DEPARTMENT (ED)

*S. Krystyna, A. Marek, G. Bartłomiej, Ż. Krzysztof*

**0360**

RAPID SCREENING OF FAMILIAL HYPERCHOLESTEROLEMIA BY SIMULTANEOUS DETECTION OF MUTATIONS USING A BIOCHIP ARRAY PLATFORM

*R. Martin, P. Hart, M. Latten, H. Murray, M. Crockard, J. Lamont, S. FitzGerald, C. Graham*

**0361**

ASSOCIATION OF HEMOGLOBIN LEVELS WITH BLOOD PRESSURE AND HYPERTENSION IN A LARGE POPULATION-BASED STUDY: THE KOREA NATIONAL HEALTH AND NUTRITION EXAMINATION SURVEY 2008–2011

*S. Lee, J. Rim, J. Kim*

**0362**

AN ENZYMATIC LP-PLA<sub>2</sub> ASSAY FOR FULLY AUTOMATED ANALYSIS: A VALUABLE SUPPLEMENTATION TO CURRENTLY USED CARDIOVASCULAR RISK ASSESSMENT

*A. Lein, I. Delseith, T. Hektor, M. Hoffmann, K. Winkler, M. Grimmeler*



**0363**

THE IMPORTANCE OF CARDIAC MARKERS FOR THE STRATIFICATION AND MONITORING OF AL AMYLOIDOSIS PATIENTS

*P. Lochman, T. Pika*

**0364**

ASSOCIATION OF HIGH SENSITIVE CARDIAC TROPONIN I LEVELS WITH ADVERSE CARDIAC OUTCOMES IN CHRONIC HEART FAILURE PATIENTS

*O. Lysikov, A. Bugrov, I. Maximova, V. Dolgov, A. Roytman*

**0365**

ASSOCIATION OF METABOLIC SYNDROME WITH SEVERITY OF CORONARY ARTERY DISEASE

*N. Mahalle, M. Garg, S. Naik, M. Kulkarni*

**0366**

FIBRONECTIN IS OVER-EXPRESSED IN ATHEROSCLEROSIS

*V. Manolov, E. Manov, V. Vasilev*

**0367**

LATEX-ENHANCED IMMUNOTURBIDIMETRIC ASSAY FOR THE DETERMINATION OF 11-DEHYDRO THROMBOXANE  $\beta_2$  IN URINE AS NEW ANALYTICAL TOOL FOR THE STUDY OF ASPIRIN EFFECTIVENESS

*G. Shanbhag, L. Young, P. McGivern, P. Lowry, M. Benchikh, S. McElhatton, R. McConnell, J. Campbell, S. FitzGerald*

**0368**

EFFECT OF FACTOR XIII SUBUNIT B P.HIS95ARG AND INTRON K IVS11+144 (NT29756C>G) POLYMORPHISMS ON THE RISK OF MYOCARDIAL INFARCTION

*Z. Mezei, Z. Bereczky, L. Balogh, É. Katona, E. Balogh, I. Czuriga, I. Édes, L. Muszbek*

**0369**

LIPID PROFILE, HOMOCYSTEINE AND CARDIOVASCULAR DISEASE

*M. Milošević-Tošić, M. Djerić, T. Momčilov-Popin, I. Divjak, D. Pap, A. Nikolić*

**0370**

INFLAMMATORY RESPONSE TO CORONARY STENT IMPLANTATION AND ITS ASSOCIATION WITH RED BLOOD CELL MEMBRANE FATTY ACIDS

*V. Muzakova, J. Skalicky, T. Cermak, J. Matejka, J. Kovarik, P. Lastovicka, A. Cegan*

**0371**

BIOCHEMICAL MARKERS OF LIPID PROFILE ASSOCIATED WITH CARDIOVASCULAR DISEASES IN RANDOM GROUPS OF MEN AND WOMEN IN EASTERN SLOVAKIA

*M. Mydlarova Blascakova, L. Blascakova, J. Poracova, V. Sedlak, J. Mydlar, E. Petrejčikova, J. Bernasovska, I. Boronova, J. Kotosova*

**0372**

HOMOCYSTEINE, AN EARLY PREDICTOR OF CARDIOVASCULAR RISK IN TYPE2 DIABETES MELLITUS

*N. Naseb, J. Peela, S. Shakila, A. Said, L. Peela, R. Yedla*

**0373**

BUTYRYLCHOLINESTERASE IS POSITIVELY ASSOCIATED WITH TOTAL CHOLESTEROL, LOW DENSITY LIPOPROTEIN CHOLESTEROL AND TRIGLYCERIDES

*V. Natalia, E. Angelos, B. Vassiliki, B. Maria, K. Christina, V. Evangelos, A. Peter, B. John, P. Demosthenes*

**0374**

THE MTHFR GENOTYPES INFLUENCE THE EFFICACY OF B9 AND B12 VITAMINS SUPPLEMENTATION TO LOWERING PLASMA TOTAL HOMOCYSTEINE IN HEMODIALYSIS

*A. Ons, E. Sahbi, Z. Dorsaf, O. Asma, M. Amira, R. Jihene, B. Imene, N. Souhir, B. Lobna, B. Nabila, A. Lotfi, B. Ali*

# POSTERS

**0375**

EFFECT OF LIPOIC ACID ON SERUM PARAOXONASE, ARYLESTERASE AND LACTONASE ACTIVITIES IN MYOCARDIAL INFARCTED DIABETIC AND NON-DIABETIC RATS

*E. Ozgun, G. Sayilan Ozgun, U. Usta, S. Eskiocak, N. Sut, S. Suer Gokmen*

**0376**

PROGNOSTIC VALUE OF GALECTIN-3 IN ARRHYTHMOGENIC RIGHT VENTRICULAR DYSPLASIA/CARDIOMYOPATHY

*U. Ozturk, I. Onur, . Karaayvaz, O. Erdogan, A. Bilge, E. Ademoglu*

**0377**

ANTIOXIDANT CAPACITY AND LIPID PEROXIDATION OF CORONARY ARTERY DISEASE PATIENTS IN SOUTHERN INDIA

*S. P, J. Peela, A. Jarari, S. Shakila, V. Madrol, R. Kondreddy*

**0378**

BIOCHEMICAL MARKERS IN SUSPECTED ACUTE MIOCARD INFARCTION PATIENTS

*S. Pancevska, B. Dejanova, S. Biljali, G. Jovanovski, S. Petrovska, V. Antevska*

**0380**

COMMUTABILITY ASSESSMENT OF CANDIDATE REFERENCE MATERIALS FOR CARDIAC TROPONIN I (CTNI): RESULTS OF AN IFCC PILOT PROJECT

*J. Tate, D. Bunk, R. Christenson, J. Barth, A. Katrukha, J. Noble, M. Panteghini, H. Schimmel, L. Wang*

**0381**

HIGH SENSITIVE CARDIAC TROPONIN T STAT ASSAY ON THE COBAS E 411

*Y. Patokova, A. Chalyovska-Tsencova, I. Petrov*

**0382**

ANALYTICAL PERFORMANCE EVALUATION OF THE ABBOTT DIAGNOSTICS ARCHITECT I1000SR HIGH SENSITIVE TROPONIN-I ASSAY

*D. Polak Erceg, V. Šenjug*

**0383**

SERUM NT-PROBNP LEVELS IN ADULT PATIENTS WITH TRANSPOSITION OF THE GREAT ARTERIES AFTER SENNING, MUSTARD OR RASTELLI SURGERY

*K. Kotaska, J. Popelova, S. Cerny*

**0384**

PREVALENCE OF OBESITY AND DYSLIPIDAEMIA IN SENIOR HOSPITAL STAFF- A PILOT STUDY

*O. Popoola*

**0385**

HIGH-SENSITIVITY CARDIAC TROPONIN T FOR THE DIAGNOSIS OF ACUTE CORONARY SYNDROME IN PATIENTS WITH CHEST PAIN AND NEGATIVE TROPONIN CONCENTRATIONS

*C. Puche Morenilla, J. Vilchez Aguilera, D. Hernández Romero, I. De Miguel Elizaga, T. Casas Pina, F. Marin Ortuño, J. Noguera Velasco*

**0386**

ST2: CARDIAC BIOMARKER FOR MONITORING HEART FAILURE - OUR PRELIMINARY RESULTS

*Z. Ramsheva, K. Ramshev*

**0387**

THE INFLUENCE OF IMPLEMENTATION OF THE EUROPEAN SOCIETY OF CARDIOLOGY GUIDELINES ON A NUMBER OF TROPONIN REPORTS IN EMERGENCY LABORATORY

*V. Rimac, R. Galović, D. Rogić*

**0388**

IS THERE THE ASSOCIATION BETWEEN CASPASE-3 ACTIVITY AND ATHEROSCLEROTIC PLAQUE ACTIVITY IN PATIENTS WITH ISCHEMIC HEART DISEASE ?

*T. Ristic, V. Cosic, M. Deljanin Ilic, V. Djordjevic, S. Kundalic, P. Vlahovic*

**0389**

ASSOCIATION BETWEEN TOTAL PLASMA HOMOCYSTEINE LEVEL AND PERIPHERAL ARTERY DISEASE IN EAST ALGERIAN SUBJECTS

*H. Sabah, B. Karima, S. Karima, K. Nacera, A. Noredine, Z. salima, R. Daoud, B. Cherifa*

**0390**

NTPROBNP IDENTIFIES PATIENTS AT HIGH RISK OF POSTOPERATIVE ATRIAL FIBRILLATION SUITABLE OF PREVENTIVE THERAPY

*M. Salvatici, D. Cardinale, G. Facchi, A. Colombo, L. Spaggiari, M. Sandri*

**0391**

ASSOCIATION BETWEEN SERUM PENTRAXIN LEVELS AND CORONARY ARTERY PLAQUE MORPHOLOGY IN PATIENTS WITH UNSTABLE ANGINA PECTORIS

*A. Arat Özkan, S. Sari, S. Yiğit, İ. Canbolat, Y. Erdogan Doventas, M. Koldas, C. Bostan, T. Gürmen*

**0392**

THE CONCENTRATION OF THE SVCAM-1 ADHESION MOLECULE AS A POTENTIAL INDICATOR OF THE MORTALITY RISK ASSESSMENT IN PATIENTS WITH MYOCARDIAL INFARCTION

*E. Siergiejko, A. Lisowska, A. Korniluk, H. Kemon, V. Dymicka-Piekarska*

**0393**

EVALUATION OF THE RECOMMENDATIONS FOR USE OF BNP OR NT-PROBNP IN CURRENT HEART FAILURE GUIDELINES

*A. Don Wauchope, J. Simons*

**0394**

RECOMMENDED CHANGES IN THE TIMING OF REPEAT TROPONIN TESTING ARE DIFFICULT TO IMPLEMENT IN PRACTICE. A RETROSPECTIVE STUDY OF PAIRED TROPONINS FROM AN EMERGENCY DEPARTMENT

*J. Simons, A. Don-Wauchope, C. Shortt, A. Worster, P. Kavsak*

**0395**

THE RELATIONSHIP BETWEEN APELIN AND LIPID METABOLISM IN TYPE 2 DIABETIC CORONARY ARTERY PATIENTS

*G. Saydam, M. Balk, F. Gündoğdu Erdem, E. Akbulut, H. Şimşek, A. Özkök, T. Ulus*

**0396**

VERIFICATION OF THE AUTOMATED DETERMINATION OF ALDOSTERONE AND DIRECT RENIN

*L. Stancik, M. Richter, J. Minar, M. Radina*

**0398**

EFFECT OF MELATONIN ON SERUM TOTAL SIALIC ACID LEVELS IN EXPERIMENTAL MYOCARDIAL INFARCTION

*E. Ozgun, G. Sayilan Ozgun, S. Eskiocak, U. Usta, N. Sut, S. Suer Gokmen*

**0399**

PATHFAST CTNI MEETS THE CRITERIA OF HIGH-SENSITIVITY TROPONIN ASSAYS

*R. Thomae, E. Spanuth, E. Giannitsis*

**0400**

THE CUT-OFF VALUE OF ULTRASENSITIVE TROPONIN I FOR DIAGNOSIS OF ACUTE MYOCARDIAL INFARCTION

*T. Esen, S. Kant, Y. Yazici, G. Kiris, U. Ucar*

**0401**

INSULIN RESISTANCE MARKERS, CRP AND IL-6 LEVELS IN MYOCARDIAL INFARCTION

*O. Gruzdeva, E. Uchasova, E. Belik, Y. Dyleva, V. Karetnikova, O. Barbarash*

**0402**

GROWTH ARREST-SPECIFIC 6 (GAS6) PROTEIN IN RELATION TO CONVENTIONAL CARDIOVASCULAR RISK FACTORS IN PATIENTS WITH PSORIASIS

*F. Uras, D. Seckin, M. Sunbul, Z. Cagman, M. Agirbasli, F. Gerin, E. Durmus, Z. Ozgen*

**0403**

RELATIONSHIP BETWEEN SERUM LIPO (A) AND PLASMA FIBRINOGEN LEVELS IN HEALTHY ADULT MEN

*M. Uremis, E. Sahin, A. Celik, M. Kilinc, F. Inanc Tolun*

# POSTERS

**0404**

THE EFFECT OF A SIX-MONTH RESISTANCE-TYPE EXERCISE TRAINING PROGRAM ON THE COURSE OF HIGH-SENSITIVE CARDIAC TROPONIN T LEVELS IN (PRE)FRAIL ELDERLY

*N. van der Linden, M. Tieland, L. Klinkenberg, L. Verdijk, L. de Groot, L. van Loon, M. van Diejen-Visser, S. Meex*

**0405**

INVESTIGATION OF PROTEIN KINASE C GENE POLYMORPHISM IN PATIENTS WITH CORONARY ARTERY DISEASE

*E. Zengin, B. Demir, D. Vardađlı, H. Sönmez*

**0406**

PREDICTIVE ROLE OF ST2 FOR ALL-CAUSE MORTALITY IN ANTICOAGULATED PATIENTS WITH ATRIAL FIBRILLATION

*J. Vilchez, M. Pérez-Cuellar, P. Gallego, S. Manzano-Fernandez, M. Valdés, V. Vicente, J. Ordoñez, J. Noguera-Velasco, G. Lip, F. Marín, V. Rodán*

**0407**

EVALUATION OF PROGNOSTIC VALUE OF HIGH-SENSITIVITY ASSAY FOR CARDIAC TROPONIN T IN PATIENTS WITH NORMAL CONVENTIONAL TROPONIN T AND SUSPECTED ACUTE CORONARY SYNDROME

*C. Puche Morenilla, J. Vilchez Aguilera, D. Hernández Romero, I. Cebreiros López, T. Casas Pina, M. Martínez Villanueva, F. Marín Ortuño, J. Noguera Velasco*

**0408**

PROGNOSTIC IMPACT OF LABORATORY MARKERS ON IN HOSPITAL MORTALITY AMONG PATIENTS UNDERGOING PRIMARY PERCUTANEOUS CORONARY INTERVENTION

*D. Vukosavljevic, N. Antonijevic, D. Matic, V. Stjepanovic, O. Gabric*

**0409**

MICROCHIP-BASED LIPOPROTEIN ANALYSIS FOR ATHEROSCLEROTIC DISEASE RISK ASSESSMENT AND OBSERVATION OF THERAPEUTIC EFFECT

*H. Wang, M. Guan*

**0410**

SOLUBLE UROKINASE PLASMINOGEN ACTIVATOR RECEPTOR AS AN ADVERSE CARDIAC EVENTS PREDICTOR IN SHORT-TIME PROGNOSIS AFTER FIRST ACUTE MYOCARDIAL INFARCTION IN PATIENTS TREATED WITH PRIMARY CORONARY INTERVENTION

*R. Wlazel, I. Szadkowska, M. Zielinska, L. Pawlicki, M. Paradowski*

**0411**

ASSOCIATION BETWEEN SERUM PENTRAXIN LEVELS AND CORONARY ARTERY PLAQUE MORPHOLOGY IN PATIENTS WITH UNSTABLE ANGINA PECTORIS

*S. Yiđit, Y. Erdogan Doventas, S. SARI, M. Koldas, A. Arat Özkan*

**0412**

INFLAMMATORY MARKERS AND VITAMIN D DEFICIENCY IN ACUTE CORONARY SYNDROME: DIFFERENCE IN ST-SEGMENT ELEVATION MYOCARDIAL INFARCTION AND IN UNSTABLE ANGINA PECTORIS

*E. Yilmaz, H. Ellidag, A. Yilmaz, O. Aydın, Y. Necat*

**0413**

CORRELATION BETWEEN PROINFLAMMATORY CYTOKINES AND CARDIOVASCULAR RISK FACTORS IN TUNISIAN CORONARY ARTERY DISEASE PATIENTS

*A. Zied, E. Mabrouka, G. Ezzedine, H. Habib, M. Chakib*

## CLINICAL MICROBIOLOGY

**0414**

ASSESSMENT OF THE ANTIBACTERIAL EFFECTS OF MORINGA PEREGRINA EXTRACTS

*I. Al-Majali*

**0415**

MOLECULAR CHARACTERIZATION OF ESBLs PRODUCED BY KLEBSIELLA PNEUMONIA STRAINS IN TUNISIA

*A. Sana, F. Asma, B. Jalel*

**0417**

STUDY ON MULTIDRUG RESISTANT, EXTENDED SPECTRUM BETA-LACTAMASES AND AMPC BETA LACTAMASES PRODUCING UROPATHOGENES AMONG CHILDREN

*P. Deo*

**0418**

LABORATORY DIAGNOSIS OF CLOSTRIDIUM DIFFICILE INFECTION

*G. Tseliki, C. Gartzonika, E. Priavali, S. Soutli, S. Tsiara, S. Levidiotou*

**0419**

EXTENDED SPECTRUM B-LACTAMASE (ESBL) AND METALLO B –LACTAMASE (MBL) PRODUCING GRAM NEGATIVE BACTERIAL ISOLATES CAUSING URINARY TRACT INFECTION IN TERTIARY CARE HOSPITAL

*S. Ghimire, M. Raut, S. Sharma*

**0420**

THE TIME DETECTION OF MRSA IN 3 DIFFERENT PRE-INCUBATION PERIOD IN THE BLOOD CULTURE BOTTLES

*K. Süer, E. Güler, A. Aykaç, M. Güvenir*

**0422**

THE DETECTION OF SYNERGY OF COLISTIN COMBINATIONS AGAINST GRAM NEGATIVE BACTERIAL PATHOGENS USING AN E TEST METHODOLOGY

*E. Priavali, C. Gartzonika, P. Karagianni, E. Gesouli, S. Levidiotou*

**0424**

ENUMERATION AND SURVIVAL OF LACTIC ACID BACTERIA IN PROBIOTIC YOGURTS

*B. Olaoye, H. Ghodussi*

**0425**

NOVEL LABORATORY DIAGNOSIS FOR NEISSERIA GONOCOCCUS IN MALE PATIENTS SUSPECTED OF SUFFERING FROM GONORRHEA

*F. Oronsaye*

**0426**

DEVELOPMENT OF SINGLE-STEP REAL-TIME PCR-BASED MELTING CURVE ANALYSIS FOR HBV GENOTYPING AND EVALUATION OF ITS APPLICATION IN FUJIAN CHINA

*H. Shang, Y. Zeng, J. Lin, H. Chen, J. Chen, C. Liu, L. Jiang, J. Chen, B. Yang, Q. Ou*

**0427**

LABORATORY INVESTIGATION OF BRUCELLOSIS IN RURAL AREAS IN NORTHERN GREECE

*M. Pape, A. Smagadi, I. Charitonidis*

**0428**

ISOLATION AND IDENTIFICATION OF PATHOGENS IN CLINICAL BACTERIOLOGY LABORATORY: AN EXTERNAL QUALITY ASSESSMENT PERSPECTIVE

*S. Ruosaari, A. Nissinen, Y. Bjorkman, M. Koskela*

**0429**

EMERGENCE OF CARBAPENEM-RESISTANT ENTEROBACTERIACEAE AT THE UNIVERSITY HOSPITAL CENTER OF BLIDA

*B. Samia, B. Mounia, A. Siham, M. Mohammed, B. Rachid*

**0430**

SIMPLE AND EASY HEPATITIS C VIRUS (HCV) GENOTYPING USING HIGH RESOLUTION MELTING ANALYSIS (HRMA) TOGETHER WITH AMPLICON POST HCV VIRAL LOAD DETERMINATION

*K. Sato, S. Itoga, T. Ishige, K. Kitamura, F. Nomura*

**0431**

MULTI-RESISTANT BACTERIA ISOLATED AT CANCEROUS CENTER OF BLIDA

*B. Samia, B. Mounia, D. Fatiha, G. Tahar, M. Mohamed, B. Rachid, A. Silam*

# POSTERS

**0432**

IMPACT OF PSEUDOMONAS AERUGINOSA BIOFILM FORMATION AND CARBAPENEM RESISTANCE ON CLINICAL COURSE OF DISEASE  
*A. Dambrauskiene, E. Skrodeniene, L. Savickaite, A. Vitkauskaite, A. Vitkauskiene*

**0433**

THE PREVALANCE OF THE ACINETOBACTER INFECTIOUS IN NEAR EAST UNIVERSITY: PERSPECTIVE OF THREE YEARS  
*K. Süer, M. Güvenir, A. Aykaç, S. Susever*

**0434**

EVALUATION OF LOOP-MEDIATED ISOTHERMAL AMPLIFICATION FOR DETECTION OF CAMPYLOBACTER JEJUNI  
*W. Wonglumsom, D. Pipatsatitpong, N. Arunrut*

**0435**

OUTBREAK OF AN ARMA METHYLTRANSFERASE-PRODUCING ST39 KLEBSIELLA PNEUMONIAE CLONE IN A PEDIATRIC ALGERIAN HOSPITAL  
*B. Zineb*

## CRITICAL CARE/EMERGENCY LAB

**0436**

COMPARISON OF CRP MEASUREMENT OF THE MICROSEMI® WITH THE MICROS CRP® AND VITROS® 5600 ANALYSERS  
*H. Baum, H. Sander, A. Leni, K. Mages*

**0437**

COMPLETE BLOOD COUNT (CBC) IN THE EMERGENCY DEPARTMENT; PRE-ANALYTICAL ISSUES FOR HEMOGLOBIN AND LEUKOCYTES  
*E. Piva, G. Vettore, P. Carraro, A. Mussato, A. Cro, M. Plebani*

**0439**

THE ROLE OF THE LAB IN THE OPERATIONAL PLANNING OF THE FIRST AID SERVICE  
*F. Facco, S. Mangraviti, R. Cozzani, R. Pessina, M. Garaventa, P. Montaldo*

**0440**

STABILITY STUDY OF BILIRUBIN IN CSF STORED AT FOUR DEGREES CELSIUS AND IN THE ABSENCE OF LIGHT  
*T. Foo, P. Adzioski, P. Paull, P. Stewart*

**0441**

CRITICAL VALUE REPORT SYSTEM IMPLEMENT IN A LARGE UNIVERSITY-BASED HOSPITAL  
*S. Lee, S. Ok*

**0442**

AN AUTOMATED MESSAGING SERVICE FOR THE REPORTING OF CRITICAL ROUTINE LABORATORY RESULTS. A RETROSPECTIVE ANALYSIS  
*M. Aumentado, Y. Chew, P. Liew, L. Phoa, M. Wong, S. Tsai, M. Sellathambi*

**0443**

EVALUATION OF SERIAL MONITORING OF PCT LEVELS AS PROGNOSTIC BIO MARKER OF SEPSIS  
*A. Tiwari*

## DATA GENERATION

**0444**

PLAUSIBILITY CONTROL TO DETECT DOUBTFUL LABORATORY REPORTS  
*M. Castro-Castro, D. Dot-Bach*

**0445**

PROZONE EFFECT CHECK: A MANDATORY FEATURE FOR AUTOMATED FECAL IMMUNOCHEMICAL TEST (FIT) FOR HEMOGLOBIN  
*N. Conti, M. Gramegna, C. De Cunto, M. La Motta, G. Longo, R. Lucini, R. Dioli, A. Cugini, M. Anelli*

**0446**

BIOCHEMISTRY 2.0, BIOCHEMISTRY KNOWLEDGE MANAGEMENT BKM - "IMPROVING THE USE AND INTERPRETATION OF BIOCHEMISTRY INFORMATION"  
*F. Fares Taie, N. Bhém, S. Sznur, B. Landi, L. Grasso, M. Elias, S. Malvicino, P. Gentili, S. Fares Taie, J. Gulin*

**0447**

AUTOMATED CRITICAL RESULTS NOTIFICATION – IS IT FOR BETTER OR WORSE?

*J. Lee, A. Goh, L. Lam*

**0448**

ARTIFICIAL INTELLIGENCE APPLICATIONS IN CLINICAL LABORATORIES: EXPERT SYSTEM DEVELOPMENT FOR QUANTITATIVE AMINO ACID ANALYSIS INTERPRETATION

*D. Topcu, M. Öktem, Ö. Gülbahar, Y. Laleli*

## DECISION MAKING

**0450**

DIAGNOSTIC PERFORMANCE OF T-PSA, FPSA AND F/TPSA IN PATIENTS WITH PROSTATE CANCER AND BENIGN PROSTATIC HYPERPLASIA

*Ö. Çakır Madenci, F. Tarhan, M. Ekşioğlu, N. Yücel, H. Turhan, A. Orçun Kaptanağası*

**0451**

A MACHINE LEARNING APPROACH FOR SCREENING BACTEREMIC PATIENTS: A CROSS SECTIONAL STUDY

*F. Ratzinger, M. Dedeyan, M. Rammerstodorfer, T. Perkmann, T. Perkmann, G. Dorffner, A. Makristathis, H. Burgmann, M. Ramharter*

## DIABETES MELLITUS AND METABOLIC SYNDROME

**0452**

ASSOCIATION BETWEEN GLYCAEMIC CONTROL AND DYSLIPIDAEMIA IN TYPE 2 DIABETIC PATIENTS IN SELECTED POPULATION IN MALAYSIA

*S. Thambiah, H. Lee, M. Muhamad, E. George, Z. Hussein, N. Mohd. Noor, M. Mohamad, I. Samsudin*

**0453**

RELATIONSHIP BETWEEN THE BLOOD LEVELS OF MAGNESIUM

*B. Afef, J. Ines, B. Ahlem, B. Kahena, T. Emna, K. Karima, B. Najib, A. Jaouida*

**0454**

PREVALANCE OF GESTATIONAL DIABETES MELLITUS IN AN URBAN CITY OF TURKEY (URFA) AND COMPARISON BETWEEN DIFFERENT CRITERIA

*E. Akgol, S. Abusoglu, A. Unlu*

**0455**

THE EFFECT OF BLOOD GLUCOSE REGULATION ON MEAN PLATELET VOLUME (MPV) IN TYPE II DIABETES MELLITUS PATIENTS

*T. Aksoy, B. İnal, E. Serin, H. Aral*

**0456**

DIAGNOSTIC EFFICIENCY OF COMBINED VERSUS INDIVIDUAL LEVELS OF SERUM FRUCTOSAMINE AND RANDOM BLOOD GLUCOSE FOR SCREENING OF GESTATIONAL DIABETES MELLITUS

*K. Al Grooni*

**0457**

ASSOCIATION OF 18 BP I/D POLYMORPHISM IN VEGF GENE AND SERUM VEGF LEVELS WITH DIABETIC NEPHROPATHY

*D. Amle, A. Khaneja, S. Agarwal, R. Ahlawat, P. Ray, R. Mir, A. Saxena*

**0458**

THE SOLUBLE ISOFORM OF THE RECEPTOR FOR ADVANCED GLYCATION END PRODUCTS (ESRAGE) AS A BIOMARKER FOR LONG-TERM GLYCEMIC CONTROL IN TYPE 2 DIABETES

*M. Anghebem-Oliveira, F. Rego, D. Alberton, G. Picheth*

**0459**

EXPRESSION OF ADIPONECTIN AND ITS RECEPTORS IN DIABETIC RAT PLACENTA

*A. Erdogan, A. Ozmen, E. Korgun, G. Unek, Z. Avcil, D. Kipmen-Korgun*

**0460**

EVALUATION OF A NEW METHOD TO MEASURE GLYCATED HEMOGLOBIN BY CAPILLARY ELECTROPHORESIS

*V. Kristina, R. Axel*

# POSTERS

**0461**

THE ROLE OF LIPOPROTEIN DEPENDENT PHOSPHOLIPASE A2 ON DEVELOPMENT OF ATHEROSCLEROSIS IN PATIENTS WITH TYPE-II DIABETES MELLITUS

*D. Ayan, B. Cayci, S. Yuksel, M. Colbay, I. Yetkin, H. Ozdemir*

**0462**

BLOOD GLUCOSE AND LIPID LEVELS IN ALLOXAN-INDUCED DIABETIC RATS ADMINISTERED METHANOLIC EXTRACT OF ANDROGRAPHIS PANICULATA

*O. Ayelagbe*

**0463**

IL-33 AND ADAMTS1 PROTEINS IN PLACENTA OF GESTATIONAL DIABETES MELLITUS

*B. Aynekin, S. Özler, M. Bal, A. Uygur, Z. Firat, S. Gökşen, K. Demircan*

**0464**

ASSOCIATION OF COMMON KCNJ11 GENE POLYMORPHISM WITH TYPE 2 DIABETES IN POPULATION FROM BOSNIA AND HERZEGOVINA

*T. Bego, S. Semiz, Z. Velija-Asimi, T. Dujic, B. Prnjavorac, A. Causevic*

**0465**

CYTOKINE AND HS-CRP PROFILE IN PATIENTS WITH DIABETES AND HELICOBACTER PYLORI INFECTION

*L. Begolli, G. Begolli, V. Topciu, Z. Baruti*

**0466**

THE USAGE OF ALONE HBA1C MEASURING AT DIABETES MELLITUS DIAGNOSIS IN A TURKISH TERTIARY HOSPITAL

*U. Bozkurt, N. Dogan, A. Colak, F. Ustuner*

**0467**

THE IMPORTANCE OF VITAMIN D DETERMINATION AS WELL AS OTHER MARKERS IN PATIENTS WITH TYPE 2 DIABETES AND CARDIOVASCULAR DISEASES

*D. Bozovic, S. Kavavic, T. Antunovic, I. Barac, M. Jaksic*

**0468**

ASSOCIATION OF POLYMORPHISM TGF-B1 CODON 25 C/G WITH RETINOPATHY IN PATIENTS WITH TYPE 2 DIABETES MELLITUS

*K. Braga Gomes Borges, N. Teixeira Pietrani, A. Aparecida Bosco, K. Fontana Rodrigues*

**0469**

HBA1C AS THE DIAGNOSTIC CRITERION FOR DIABETES REDUCES INCIDENCE AND PREVALENCE OF DM2 BY 25% BUT STRONGLY DEPENDING ON ANALYTICAL QUALITY

*I. Brandslund, A. Nielsen, P. Petersen, A. Green, C. Christensen, H. Christensen*

**0470**

THE ROLE OF SERUM SICAM-1 AND SVCAM-1 LEVELS ON DEVELOPMENT OF ATHEROSCLEROSIS IN PATIENTS WITH TYPE 2 DIABETES MELLITUS

*B. Cayci, S. Yuksel, D. Ayan, I. Yetkin, M. Colbay*

**0471**

EFFECTS OF CHRONIC SIMVASTATIN THERAPY ON BLOOD PARAMETERS AND DIABETIC KIDNEY NITRIC OXIDE SYNTHASE (NOS) MRNA BLOOD LEVELS IN WISTAR ALBINO RATS

*M. Çevik*

**0472**

ASSOCIATION OF METABOLIC SYNDROME AND ADIPONECTIN RECEPTOR GENE POLYMORPHISM IN MALE FACTOR INFERTILITY

*L. Chandra, S. Bhatia, A. Saxena, R. Kaza*

**0473**

ASSESSMENT OF TESTOSTERONE CONCENTRATIONS IN PATIENTS WITH DIABETES MELLITUS TYPE 2

*J. Coric, E. Kucukalic, B. Hasanefendic, M. Panjeta, R. Jadric*



**0474**

THE SIGNIFICANCE OF HBA1C, FASTING GLUCOSE, INSULIN SENSITIVITY INDICES, FASTING INSULIN AND GLUCOSE/INSULIN RATIO IN THE DIAGNOSIS OF GESTATIONAL DIABETES MELLITUS

*S. Delibas*

**0475**

BIOMARKERS FOR ESTIMATION OF GLOMERULAR FILTRATION RATE REDUCTION IN PATIENTS WITH DIABETES MELLITUS

*M. Kravaritou, A. Thanopoulou, B. Karamanos, M. Noutsou, E. Spanou, N. Alexandropoulos, M. Koukoura, D. Pectasides*

**0476**

PLASMA OSTEOPROTEGERIN AND RANKL LEVELS ARE ASSOCIATED WITH GLYCAEMIC STATUS AND KIDNEY FUNCTION IN TYPE 2 DIABETIC PATIENTS

*M. Duz, S. Sari, Y. Erdogan Doventas, M. Koldas*

**0478**

THE SIGNIFICANCE OF LABORATORY PARAMETERS IN MONITORING OF THE EFFECTS OF ORAL AND INSULIN THERAPY IN DIABETES MELLITUS TYPE 2 PATIENTS

*S. Efremova Aaron*

**0479**

RISK FACTORS OF DIABETIC NEPHROPATHY

*T. Emna, B. Ahlem, B. Kahena, H. Sana, Z. Lilia, B. Afef, A. Jaouida*

**0480**

EVALUATION OF SOLUBLE TRANSFERRIN RECEPTOR (STFR) AND STFR/LOG FERRITIN INDEX TO DETECT IRON DEFICIENCY (ID) IN DIABETIC PATIENTS

*Y. Erdogan Doventas, M. Koldas, S. Sari, M. Duz, Z. I.Saglam, E. Yucetas*

**0481**

THE VASCULAR ENDOTHELIAL GROWTH FACTOR, METALLOPROTEINASES AND THEIR TISSUE INHIBITORS IN PATIENTS WITH METABOLIC SYNDROME

*H. Erman, R. Gelişgen, Ö. Tabak, M. Cengiz, F. Erdenen, H. Uzun*

**0482**

OXIDATIVE STRESS IN TYPE 2 DIABETES TUNISIAN PATIENTS

*R. Essaadi, M. Ben Hadj Mohamed, M. Ben Dbibis, S. Khelil, L. Khlif, H. Laadhari, S. Ferchichi, A. Miled*

**0483**

OXIDATIVE STRESS IN TYPE 2 DIABETIC NEPHROPATHY: TUNISIAN EXPERIENCE

*M. Ben Dbibis, R. Essaadi, M. ben Hadj Mohamed, S. Khelil, A. Zine el Abedine, H. Tlili, N. Gammoudi, H. Chahed, S. Ferchichi, A. Miled*

**0484**

ADAMTS5 PROTEIN ANALYSIS IN HYPERGLYCEMIC RAT PANCREAS

*Z. Firat, K. Demircan, T. Delibaşı*

**0485**

ACCURACY EVALUATION OF CONTOUR® XT BLOOD GLUCOSE SYSTEM USING HEXOKINASE REFERENCE METHOD

*G. Freckmann, M. Link, A. Baumstark, S. Pleus, C. Haug*

**0486**

CHEMOTHERAPY INDUCED DIABETES MELLITUS AND ADRENAL SUPPRESSION

*A. Giantini*

**0487**

A CORRELATION OF HBA1C AND FASTING BLOOD SUGAR CONCENTRATION IN DIABETIC AND NON DIABETIC PATIENTS

*J. Golaboska, K. Georgieski, M. Hristoska, A. Djimrevska*

# POSTERS

**0488**

EVALUATION OF A NEW ENZYMATIC HBA1C TEST FOR THE DIAGNOSIS OF DIABETES

*A. Lein, H. Mueller, J. Rink, S. Rosenthal, K. Hahne, D. Vendt, A. Grzesista, T. Maerker, E. Metzmann, M. Grimmmer, G. Gorka*

**0489**

DIAGNOSIS OF GESTATIONAL DIABETES MELLITUS – POLISH COMMENT TO WORLDWIDE RECOMMENDATIONS

*U. Grudzień, A. Panek, D. Kozłowska, J. Swadźba*

**0490**

THE STUDY OF METABOLIC SYNDROME IN A RURAL RESETTLEMENT COMMUNITY IN ZIMBABWE

*O. Gudza*

**0491**

BONE METABOLISM IN DIABETIC CHILDREN

*H. Afef*

**0492**

IS THERE ANY RELATIONSHIP BETWEEN HYPERHOMOCYSTEINEMIA AND METABOLIC SYNDROME IN PATIENTS RECENTLY DIAGNOSED?

*B. Kahena, B. Ahlem, T. Emna, F. Wafa, K. Karima, B. Afef, A. Jaouida*

**0493**

ABSOLUTE QUANTIFICATION OF OXIDATIVELY INDUCED DNA DAMAGE AND LIPID PEROXIDATION PRODUCTS IN PATIENTS WITH PREDIABETES AND TYPE 2 DIABETES MELLITUS

*M. Kant, M. Akış, M. Çalan, T. Arkan, F. Bayraktar, M. Dizdaroğlu, H. İşlekel*

**0494**

A STUDY OF CIRCULATING LEVELS OF RESISTIN AND +299 (G>A) RESISTIN GENE POLYMORPHISM IN TYPE 2 DIABETES MELLITUS

*H. Kaur, P. Ray, D. Dhanwal, A. Khaneja*

**0495**

DIAGNOSTIC VALUE OF THE ROCHE SECOND GENERATION HEMOGLOBIN A1C IMMUNOASSAY IN THE DIAGNOSIS OF IMPAIRED FASTING GLUCOSE AND TYPE 2 DIABETES WITH 75-G ORAL GLUCOSE TOLERANCE TEST

*R. Kocabaş, H. Erdemli, O. Salış, A. Bedir, M. Örkmez, M. Tarakçioğlu*

**0496**

MPV, LPLT AND IL-6 CONCENTRATIONS IN TYPE 2 DIABETES PATIENTS DEPENDING ON THE PERCENTAGE OF GLYCOSYLATED HEMOGLOBIN (HBA1C)

*O. Koper, J. Kamińska, H. Kemona*

**0497**

URINARY PROTEIN ANALYSES IN PATIENTS WITH DIABETES MELLITUS TYPE 2

*S. Cekovska, K. Tosheska Trajkovska, D. Labudovik*

**0498**

SELENIUM CONCENTRATIONS IN TYPE 2 DIABETES PATIENTS

*I. Kozic, K. Perkovic Radojkovic, M. Bakula, P. Grubic, V. Rumenjak*

**0499**

COMPARISON OF BASAL ZAG AND 2ND HOUR GLUCOSE LOAD POST CHALLENGED ZAG LEVELS

*E. Kurtulus, D. Konukoğlu*

**0500**

EVALUATION OF MICROALBUMINURIA WITH RELATION TO GLYCEMIC CONTROL IN TYPE 2 DIABETIC PATIENTS

*J. Lalic, S. Stojiljkovic, J. Lalic, L. Zvezdanovic, M. Ljubenovic, S. Curkovic*

**0501**

ERRONEOUS HBA1C MEASUREMENTS IN THE PRESENCE OF BETA-THALASSEMIA AND COMMON CHINESE HEMOGLOBIN VARIANTS: COMPARISON OF SEBIA CAPILLARYS 2 FLEX PIERCING, BIO-RAD VARIANT II TURBO, ARKRAY HA-8160 AND PRIMUS ULTRA2

*J. Ling, Y. Jing*

**0502**

ASSOCIATION STUDY TO EVALUATE THE EFFECTS OF ENPP1, FTO AND TCF7L2 POLYMORPHISMS ON TYPE 2 DIABETES RISK IN MIXED-ANCESTRY SOUTH AFRICANS

*J. Madubedube, Y. Yako, R. Erasmus, A. Kengne, T. Matsha*

**0503**

ASSOCIATION OF TCF7L2 GENE VARIATION WITH MARKERS OF LONG-TERM COMPLICATIONS IN TYPE 2 DIABETES

*H. Maglic, S. Semiz, T. Bego, T. Dujic, Z. Velija-Asimi, B. Prnjavorac, A. Causevic*

**0504**

ASSOCIATION OF ESTIMATED AVERAGE GLUCOSE (EAG), FASTING BLOOD GLUCOSE AND GLYCOSYLATED HEMOGLOBIN (HBA1C) IN DIABETIC PATIENTS

*R. Mahato, B. Yadav, S. Shah, R. Singh, P. Regmi, P. Raut*

**0505**

THE ASSOCIATION BETWEEN  $\Gamma$ -GLUTAMYLTRANSFERASE, ASPARTATE AMINOTRANSFERASE, ALANINE AMINOTRANSFERASE AND ALKALINE PHOSPHATASE AND URIC ACID IN PATIENTS WITH TYPE 2 DIABETES MELLITUS

*M. Malenica, A. Causevic, T. Bego, T. Dujic, B. Prnjavorac, S. Mandal, S. Semiz*

**0506**

ASSOCIATION OF ELEVATED FREE FATTY ACIDS AND C-REACTIVE PROTEIN IN TYPE 2 DIABETIC PATIENTS

*S. Mandal, A. Causevic, M. Malenica, B. Prnjavorac, S. Semiz*

**0507**

MONITORING IN DIABETIC PATIENTS: APPLICATION OF THE GUIDELINES FOR THE REQUEST OF GLYCATED HEMOGLOBIN

*G. Catanoso, R. Marozzi*

**0508**

IMPACT OF SELECTED MODEL IMPROVEMENT STRATEGIES ON THE PERFORMANCE OF PREVALENT NON-INVASIVE DIABETES RISK PREDICTION MODELS IN MIXED-ANCESTRY SOUTH AFRICANS

*K. Masconi, A. Kengne, T. Matsha, R. Erasmus*

**0509**

ANALYTICAL EVALUATION OF A NEW LIQUID STABLE IMMUNOTURBIDIMETRIC ASSAY KIT FOR THE DETERMINATION OF ADIPONECTIN IN SERUM

*P. McGivern, M. Rodriguez, J. Campbell, S. FitzGerald, S. McElhatton*

**0510**

THE COMPARISON OF PLASMA MALONDIALDEHYDE AND CARDIAC TROPONIN I LEVELS IN DIABETES AND NON-DIABETES

*S. Mohammad Reza*

**0511**

BERBERIS INTEGERRIMA IMPROVES INSULIN RESISTANCE IN HIGH FRUCTOSE FED INSULIN RESISTANT RATS

*H. Fallah, A. Mohammadi*

**0512**

COMPARISON BETWEEN HBA1C MEASUREMENT BETWEEN CAPILLARYS 2 FLEX PIERCING AND BIO-RAD D10 HPLC ANALYZERS

*H. Kaur, S. Mohapatra, S. Prasad*

**0513**

SERUM ALPHA-HBDH ACTIVITY AS A MARKER OF METABOLIC COMPENSATION IN DIABETES TYPE 2

*E. Nagy, E. Nemes-Nagy, M. Mátyási, S. Vida, P. Kikeli*

**0514**

PALM OIL AND GROUNDNUT OIL SUPPLEMENTATION EFFECTS ON HYPERGLYCAEMIA AND ANTIOXIDANT STATUS OF DIABETIC RATS

*F. Olabiyi, O. Olatunji, T. Makinwa, O. Oguntibeju*

# POSTERS

**0515**

THE EFFECTS OF STRUCTURALLY DIFFERENT SAPONIN CONTAINING PLANTS ON TISSUE ANTIOXIDANT DEFENSE SYSTEMS, LIPID PEROXIDATION AND HISTOPATHOLOGICAL CHANGES IN STREPTOZOTOCIN-INDUCED DIABETIC RATS

*A. Fidan, Y. Dündar, İ. Küçükkurt, H. Yüksel, A. Özdemir, S. İnce*

**0516**

EVALUATION OF TOSOH HLC G8 RELIABILITY TO IDENTIFY AND TO FOLLOW PATIENTS IN PRE DIABETIC STAGE

*S. Pastori, G. Olivieri, C. Bisson, G. Giuliani*

**0517**

HEMOGLOBIN A1C [HA1C] ASSAYED [A] USING HPLC AND ESTIMATED [E] FROM FRUCTOSAMINE [F] IN THE PRESENCE OF HEMOGLOBIN VARIANTS [HV]

*R. Gupta, C. Hoang, D. Moore, E. Pearlman*

**0518**

QUANTITATIVE MEASUREMENT OF HEMOGLOBIN A1C ON THE DCA VANTAGE POINT-OF-CARE ANALYZER AS A DIAGNOSTIC TEST FOR DIABETES: A VALIDATION STUDY

*M. Peluso-Lapsley, A. Zercher, L. Schulman, J. Boone*

**0519**

PREVALENCE OF SUBCLINICAL HYPERPARATHYROIDISM IN A DIABETIC POPULATION

*M. Ramirez Ruiz, M. Martinez Villanueva, M. Arraez Monllor, P. Portillo Ortega, A. Martinez Hernandez, I. De Miguel Elizaga, I. Cebreiros Lopez, J. Noguera Velasco*

**0520**

INAPPROPRIATE GLYCATED HAEMOGLOBIN UNDER REQUESTING: A PILOT STUDY IN SPAIN

*E. Roldán-Fontana, M. Lopez-Garrigos, M. Yago, M. Frutos, N. Estañ, N. Fernandez-Garcia, P. Garcia-Chico, Á. Rodriguez-Piñero, R. Franquelo, R. Gonzalez-Tamayo, S. Pesudo, V. Granizo, V. Villamandos, V. Perez-Valero, A. Perez-Martinez, A. Miralles, M. Salinas*

**0521**

COMPARISON BETWEEN ENZYMATIC, IMMUNOTURBIDIMETRIC & HPLC METHODS FOR DETERMINATION OF HBA1C LEVELS IN PATIENTS WITH NORMAL & ABNORMAL HEMOGLOBIN

*S. Saadeddin, S. Sobki, G. El-Yamani, W. Al-Tamimi, A. Al-Othaim, O. Al-Sehibani, A. Al-Abdulaaly*

**0522**

WHAT IS THE ROLE OF SELENIUM, ZINC AND THE ANTIOXIDANT ENZYMES IN DIABETES MELLITUS?

*E. Sahin, M. Kilinc, M. Uremis, A. Celik, F. Inanc Tolun, K. Gul, M. Sahin*

**0523**

EFFECT OF L-CARNITINE ON PLASMA PARAOXANASE-1 ENZYME ACTIVITIES IN STREPTOZOTOCIN-INDUCED DIABETIC RATS

*G. Sayilan Ozgun, E. Ozgun, M. Akinci, S. Eskiocak, S. Suer Gokmen, N. Sut, E. Cakir*

**0524**

GLYCATED HEMOGLOBIN WITH TOSOH G8 ANALYSER: EXPERIENCE OF OUR LABORATORY

*D. Scribano, M. Teti, S. Baroni, L. Colacicco, C. Zuppi, T. De Michele*

**0525**

A PRACTICAL RISK-ASSESSMENT TOOL COMBINING CLINICAL AND BIOCHEMICAL MARKERS FOR THE EARLY PREDICTION OF GESTATIONAL DIABETES

*T. Sébastien, G. Yves, M. Jacques, G. Joël, F. Jean-Claude*

**0526**

THE EFFECT OF GENDER ON ASSOCIATION OF MELATONIN RECEPTOR 1B GENE VARIATION WITH TYPE 2 DIABETES-RELATED TRAITS  
*S. Semiz, T. Bego, T. Dujic, Z. Velija-Asimi, B. Prnjavorac, M. Malenica, A. Causevic*

**0527**

PURIFICATION, CHARACTERIZATION OF ALDOSE REDUCTASE AND SORBITOL DEHYDROGENASE ENZYMES FROM SHEEP KIDNEY AND INVESTIGATION OF SOME DRUGS' EFFECTS ON ENZYMES ACTIVITY  
*B. Şengül*

**0528**

IMPLICATIONS OF OSTEOPROTEGERIN AND MANNOSE BINDING LECTIN AS BIOMARKERS OF DIABETIC NEPHROPATHY AND RETINOPATHY IN TYPE 2 DIABETIC PATIENTS  
*Ö. Öztürk, H. Rouhrazi, E. Sezer, A. Ozgonul, G. Kocabas, N. Turgan, F. Saygili*

**0529**

WITHANIA COAGULANS FRUIT EXTRACT PARTIALLY RESTORE GLYCEMIC STATUS AND STIMULATES THE RELEASE OF INSULIN FROM PANCREATIC B-CELL ISLETS  
*K. Shukla, J. Gambhir, P. Dikshit, R. Shukla*

**0530**

VITAL ROLE OF LEPTIN AND ADIPONECTIN IN DEVELOPMENT OF METABOLIC SYNDROME IN NORTH INDIAN POPULATION  
*L. Chandra, Singh, Dhanwal, Lali, Mondal, Sinha*

**0531**

GLYCEMIC CONTROL IN DIABETIC PATIENS FROM NORTHERN GREECE DURING A THREE-YEAR PERIOD (2010 - 2012)  
*M. Pape, I. Charitonidis, A. Smagadi*

**0532**

IMPACT OF HBA1C CUT-POINT FOR DIAGNOSIS OF DIABETES MELLITUS  
*S. Sobki*

**0533**

CAN CYSTATIN C BE A SCREENING MARKER FOR DIABETIC RETINOPATHY?  
*T. Sonia, F. Ons, H. Ilhem, N. Fadoua, D. Wahiba, B. Khaldoun, M. Faouzi, N. Mohamed Fadhel*

**0534**

ASSOCIATION OF A-FABP WITH METABOLIC SYNDROME IN PREMENOPAUSAL AND POSTMENOPAUSAL WOMEN: A COMPARISON WITH ADIPONECTIN AND LEPTIN  
*A. Stefanska, I. Ponikowska, G. Sypniewska*

**0535**

EFFECT OF METFORMIN ON THE CONCENTRATION OF FGF-21 IN INDIVIDUALS WITH TYPE 2 DIABETES. NEW THERAPEUTIC EFFECT OF METFORMIN?  
*D. Stejskal, G. Svobodová, M. Svestak, R. Ochmanová, M. Uvirová*

**0536**

INCREASED RISK OF COLORECTAL CANCER WITH INSULIN THERAPY IN PATIENTS WITH TYPE 2 DIABETES: A META-ANALYSIS  
*A. Sun, R. Liu*

**0537**

MATRIX METALLOPROTEINASE ACTIVITY AND HUMAN TISSUE INHIBITOR OF METALLOPROTEINASE IN PATIENTS WITH METABOLIC SYNDROME  
*J. Tikhomirova, C. Kontorshchikova, E. Koroleva*

**0538**

COMPARISON OF TWO METHODS FOR THE MEASUREMENT OF GLYCATED HEMOGLOBIN A1C WITHIN THE CINICAL DECISION LEVELS RANGE (5.8-6.4%) AND ACROSS ALL THE MEASUREMENT RANGE  
*E. Tivanova*

# POSTERS

**0539**

A VARIANT OF HEMOGLOBIN; HEMOGLOBIN J-BANGKOK, UNDERESTIMATED HBA1C VALUES BY HPLC

*E. Trujillo-Arribas, R. García-Lozano, M. Pineda-Escribano, I. Domínguez-Pascual, L. Lagarda, B. del Castillo-Figueruelo, J. Guerrero-Montávez, M. Herrera-del Rey*

**0540**

CATARACT OBSERVATION IN HIGH FAT DIET AND STREPTOZOTOCIN-INDUCED DIABETIC RATS

*L. Tsai, C. Tseng, H. Wu*

**0541**

PANCREATITIS ACUTA IN PATIENTS WITH DIABETES MELLITUS

*J. Tuteska, V. Stojkovski, Z. Lozanovski, M. Altandzieva*

**0542**

ANALYTIC PERFORMANCE OF A NEW DIRECT WHOLE BLOOD ASSAY FOR HEMOGLOBIN A1C ON THE ARCHITECT C8000 SYSTEM

*J. Mols, M. Janssen, Y. Spunda-Theunissen, B. Hendrickx, M. Velmans*

**0543**

MICROALBUMINURIA AND CIRCULATING IMMUNE COMPLEXES IN PATIENTS WITH INSULIN DEPENDENT DIABETES MELLITUS

*Z. Vojnovska, J. Tuteska*

**0544**

CAN GALECTIN-3 BE A DIAGNOSTIC TOOL FOR PREDIABETES AND DIABETES?

*H. Yilmaz, H. Celik, M. Namuslu, Y. Ramazan, A. Akcay*

**0545**

THE INVESTIGATION OF OXIDANT AND ANTIOXIDANT EFFECT OF RESVERATROL ON RAT LIVER IN FRUCTOSE INDUCED-METABOLIC SYNDROME

*C. Yilmaz Demirtas, B. Bahar, G. Atikeler, F. Bircan, O. Pasaoglu, N. Turkozkan*

**0546**

THE EFFECT OF ADIPOKINES WHICH IS SECRETED FROM ADIPOSE TISSUE ON ATHEROSCLEROSIS IN PATIENTS WITH TYPE 2 DIABETES MELLITUS

*S. Yuksel, B. Cayci, D. Ayan, M. Colbay, I. Yetkin*

**0547**

ASSESSMENT OF DIABETIC NEPHROPATHY WITH MICROALBUMINURIA IN DIABETIC

*S. Hanachi, N. Kouider, S. Zekri, K. Sifi, N. Abadi, C. Belatreche*

**0548**

DERIVATION AND TEMPORAL VALIDATION OF AN HBA1C OPTIMAL CUTOFF FOR DIAGNOSING PREDIABETES IN MIXED ANCESTRY SOUTH AFRICANS

*A. Zemlin, T. Matsha, R. Erasmus, A. Kengne*

## DISTANCE EDUCATION/E-LEARNING

**0549**

MASSIVE OPEN ONLINE COURSE (MOOC) IN CLINICAL CHEMISTRY EDUCATION: AN EXPERIENCE

*E. Freggiaro, D. Valentini, E. Camps, C. Cailliat, R. Garcia*

**0550**

STUDENTS' PERSPECTIVE OF A DISTANCE LEARNING PROGRAMME IN CHEMICAL PATHOLOGY: THE GREEN LAUREL

*A. Ijaz*

## EDUCATION AND TRAINING IN LABORATORY MEDICINE

**0551**

EUROPEAN DIRECTIVE ON PROFESSIONAL QUALIFICATIONS

*J. Brochet, M. Kuentz*

**0552**

THE RELATIONSHIP BETWEEN ESTIMATED AVERAGE GLUCOSE AND FASTING GLUCOSE

*Ö. Doğan, K. Akin*

**0553**

LEONARDO DA VINCI PARTNERSHIP PROJECT  
ENHANCING HOSPITAL LABORATORY  
STANDARDS FOR CONTINUING PROFESSIONAL  
DEVELOPMENT: A QUALITY IMPROVEMENT  
TOOLKIT

*V. Gašljević, Z. Flegar-Meštrić, C. Borg, A.  
Horváth, J. Martin, T. Šálek*

**0554**

SURVEY AMONG POSTGRADUATE STUDENTS,  
EDUCATORS AND INDUSTRY: WHAT KNOWLEDGE  
AND SKILLS ARE NEEDED TO SUCCEED IN  
TODAY'S BIOMEDICAL R-D WORLD?

*P. Ergun, F. Sagin*

**0555**

HOW TO DEVELOP A RELIABLE AND FEASIBLE  
TOOL FOR ASSESSMENT OF POSTGRADUATE  
EDUCATION & TRAINING IN LABORATORY  
MEDICINE

*F. Sagin, E. Sozmen, H. Aydin, Y. Akçay, T. Onat*

**0556**

A QUESTIONNAIRE STUDY AMONG NURSES:  
AWARENESS OF BLOOD AND URINE SAMPLE  
COLLECTION PROCEDURES

*H. Yuksel, İ. Kaplan, G. Toprak, O. Evliyaoğlu, S.  
Kuş, M. Azizoğlu, N. Mete*

## ENDOCRINOLOGY

**0557**

EFFECT OF EXERCISE ON BIOCHEMICAL  
PARAMETERS IN THE HEART TISSUE OF  
HYPERTHYROID RATS

*A. Karakoc, A. Yildirim, E. Aliyev, S. Yildirim*

**0558**

SERUM VITAMIN D STATUS AND ITS  
ASSOCIATION WITH HBA1C LEVELS

*M. Akşit, A. İhtiyar, S. Bilgili, N. Uzuncan*

**0559**

EFFECT OF SEPIAPTERIN REDUCTASE ON  
ADIPONECTIN IN PATIENTS WITH THYROID  
DYSFUNCTION

*F. Al-Salihi*

**0560**

INTERCOMPARISON BETWEEN METHODS FOR  
THE DETERMINATION OF URINARY IODINE

*A. Fernández Ibáñez, E. Álvarez Delgado, C.  
Barneo Caragol, J. Fernández Fernández, B.  
Prieto García, F. Álvarez Menéndez*

**0561**

INSULIN RESISTANCE IN OVERT AND  
SUBCLINICAL HYPOTHYROIDISM IS  
COMPARABLE AND DETERMINED BY ANTI-TPO  
LEVELS MAINLY : IMPLICATION IN RISK  
STRATIFICATION FOR CARDIOVASCULAR DISEASE

*A. jain, lali, chandra, dhanwal*

**0562**

NEUROPEPTIDE Y COULD REPLACE PLASMA  
NORMETANEPHRINES AS A  
PHEOCHROMOCYTOMA SCREENING  
PARAMETER

*S. Ana-Maria, S. Sorina, P. Diana, B. Corin, D.  
Constantin*

**0563**

BASELINE AND ACTH STIMULATED SERUM 17-  
HYDROXYPROGESTERONE VALUES IN  
MACEDONIAN AND SERBIAN 21-HYDROXYLASE  
DEFICIENCY PATIENTS

*V. Anastasovska, M. Kocova, M. Tanaskoska, S.  
Kuzmanovska*

**0564**

ALDOSTERONE-TO-RENIN RATIO IN  
HYPERTENSIVE PATIENTS FROM A ROMANIAN  
TERTIARY CENTER

*C. Andra, P. Adriana, S. Rodica, P. Cristina, G.  
Monica-Livia, S. Sorina*

# POSTERS

**0565**

USE OF URINARY STEROID PROFILING FOR DIAGNOSING DIFFERENT VIRILIZING DISEASES  
*M. Axelson*

**0566**

SERUM SIALIC ACID LEVELS IN PATIENTS WITH DIABETIC FOOT AND ITS RELATIONSHIP TO C-REACTIVE PROTEIN  
*S. Muhtaroglu, D. Barlak Ketji, K. Ünlühızarıcı, İ. Çetin*

**0568**

FREQUENCY OF THYROID PATHOLOGY IN WOMEN OF REPRODUCTIVE AGE  
*M. M.Bozhilova, N.Kalatchev, A.Tzontcheva\**

**0569**

OVERTREATMENT DUE TO SPURIOUS HYPERCALCITONINEMIA: A CASE REPORT  
*G. Canu, C. Autilio, S. Piacentini, L. De Marinis, C. Zuppi, C. Carrozza*

**0570**

SYNACTHEN TESTING: DO WE NEED A 30- OR 60-MINUTE SAMPLE OR BOTH?  
*K. Choy, K. Lee, N. Wijeratne, J. Doery*

**0571**

SCREENING FOR PRIMARY ALDOSTERONISM ALDOSTERONE TO RENIN RATIO USING TWO AUTOMATED CHEMILUMINESCENT IMMUNOASSAYS  
*B. Martin*

**0572**

MEASUREMENT OF ANTI-MULLERIAN HORMONE (AMH): PERFORMANCES OF A NEW ULTRASENSITIVE IMMUNOASSAY  
*G. Damien, H. Evgenija*

**0573**

HYPERPRLACTINEMIA: CHALLENGES IN FINDING THE RIGHT ETIOLOGY  
*A. de Haar-Holleman, J. Wielders, S. Eelkman Rooda, A. Demir*

**0574**

MOLECULAR BIOLOGY INVESTIGATION OF SOMATOSTATIN AND ESTROGEN RECEPTORS IN CLINICALLY NON-FUNCTIONING PITUITARY TUMORS  
*M. Beranek, M. Drastikova, F. Gabalec, J. Cap*

**0575**

RELATION OF SELENIUM AND THYROID HORMONE LEVELS  
*C. Bal, M. Ercan, H. Çelik, E. Tutkun, A. Hoccoğlu, S. Abuşoğlu, H. Yılmaz*

**0576**

CARDIOPROTECTIVE EFFECT OF SEX HORMONES IN PRE AND POST MENOPAUSAL WOMEN WITH METABOLIC SYNDROME  
*U. Fabian, M. Charles-Davies, O. Arinola, A. Fasanmade, J. Olaniyi, O. Oyewole, M. Owolabi, K. Adigun, O. Hassan, M. Ajobo, S. Akinlade, Adebunsiyi, M. Ebesunun, E. Agbedana*

**0577**

STATE OF THE ART OF ALDOSTERONE IMMUNOASSAYS. A MULTICENTER COLLABORATIVE STUDY ON THE BEHALF OF THE CARDIOVASCULAR BIOMARKERS STUDY GROUP OF THE ITALIAN SECTION OF EUROPEAN SOCIETY OF LIGAND ASSAY (ELAS) AND SOCIETÀ ITALIANA DI BIOCHIMICA CLINICA  
*A. Fortunato, C. Prontera, S. Masotti, M. Franzini, C. Marchetti, S. Giovannini, G. Zucchelli, M. Emdin, C. Passino, A. Clerico*

**0578**

THYROID LABORATORY TESTS REQUESTING PATTERNS IN PRIMARY CARE SETTING: A PILOT STUDY IN SPAIN  
*M. García-Collía, M. Lopez-Garrigos, C. Avivar, C. Santos-Rubio, D. Benitez-Benitez, E. Sanchez-Fernandez, E. Moreno-Noguero, E. Rodriguez-Borja, F. Martín-Oncina, F. Gascón, F. Velasco-Peña, F. Miralles, G. Marcaida, M. Barrionuevo, I. Domínguez-Pascual, I. Herrera-Contreras, M. Salinas*



**0579**

OXIDATIVE STRESS PARAMETERS AND INTERACTION OF THESE PARAMETERS WITH THE TREATMENT IN PATIENTS WITH HYPOGONADISM  
*K. Guclu*

**0580**

ASSOCIATIONS OF SERUM VITAMIN D STATUS WITH THYROID HORMONE LEVELS  
*A. İhtiyar, M. Akşit, S. Bilgili, N. Uzuncan*

**0581**

RELATIONSHIP BETWEEN PLASMA CORTIZOL LEVELS AND SCORE OF DEPRESSION IN HEROIN ADDICTS OF METHADONE TREATMENT  
*D. Janicevic-Ivanovska, A. Spasovska-Trajkovska, P. Gün Atak, S. Domazetovska, S. Kuzmanovska, E. Petrovska*

**0582**

LONGITUDINAL CHANGES IN TSH AND FT4 DURING NORMAL PREGNANCY AND POST-PARTUM  
*A. Joosen, I. van der Linden, N. de Jong-Aarts, T. Ermens, M. de Groot*

**0583**

CALCULATION OF FREE TESTOSTERONE: A COMPARISON OF 3 PUBLISHED EQUATIONS  
*F. Kilic, R. Beyrau, K. Rentsch*

**0584**

CAN NEUTROPHIL/LYMPHOCYTE RATIO AND MEAN PLATELET VOLUME BE USED FOR DIFFERENTIAL DIAGNOSIS OF LYMPHOCYTIC THYROIDITIS AND BENIGN COLLOIDAL GOITER?  
*D. Kocer, C. Karakukcu, H. Karaman, F. Bayram*

**0585**

DOES LOW SERUM 25-HYDROXYVITAMIN D LEVEL PREDICT PROGRESSION PREDIABET TO TYPE 2 DIABETES?  
*A. Kural, N. Isiksacan, S. Tekin Neijman, A. Gedikbasi, M. Koser, N. Kocamaz*

**0586**

A COMPARISON OF SIX 25-HYDROXY VITAMIN D ASSAYS IN THE ASSESSMENT OF VITAMIN D DEFICIENCY AND RESPONSE TO TREATMENT  
*S. Lanja, S. Eduard, M. Daniel, S. Katharina, E. Andreas, D. Bess, V. Arnold, B. Heike*

**0587**

CALCITONIN MEASUREMENT ON FINE-NEEDLE ASPIRATE WASHOUTS IN MEDULLARY THYROID CARCINOMA  
*G. Canu, D. Maccora, M. Raffaelli, R. Bellantone, C. Zuppi, C. Carrozza*

**0588**

PITUITARY MAMMOTROPES IN LONG-TERM OVARIECTOMIZED ADULT RATS CHRONICALLY TREATED WITH ESTRADIOL  
*V. Milosevic, N. Majkic-Singh, D. Todorovic, B. Susic-Jurjevic, B. Filipovic, I. Medigovic, V. Ajdzanovic*

**0589**

FUNCTIONAL CHARACTERISTICS OF THYROID TISSUE CAN BE PRESERVED IN LONG TERM CULTURE  
*A. Caragheorgheopol, A. Brehar, D. Manda, F. Alexiu, A. Baci, B. Stanescu, M. Ghemigian, D. Brasoveanu, D. Ioachim, C. Badiu*

**0590**

CONNECTION BETWEEN POSTOPERATIVE THYPOCALCAEMIA AND PTH MEASURED IN THE FIRST POSTOPERATIVE HOURS AFTER THE TOTAL THYROIDECTOMY  
*L. Mayer, R. Janušić, M. Gaće, Z. Špacir Prskalo, S. Dobrijević, V. Pavlica*

**0591**

ANALYTICAL AND CLINICAL EVALUATION OF THE NEW VIDAS® FT4 METHOD FOR FREE THYROXIN MEASUREMENT  
*R. Ndreu, F. Forini, G. Nicolini, A. Vannucci, C. Prontera, S. Giovannini, G. Zucchelli, A. Clerico, G. Iervasi*

# POSTERS

**0592**

LABORATORY DETERMINATION OF MACROPROLACTINAEMIA USING PEG METHODOLOGY

*S. Nikolic, T. Pribic, R. Mijovic, B. Milicic, N. Curic*

**0593**

ANALYTICAL EVALUATION OF FREND TSH ASSAY

*P. Hye-Sun, A. Choi, K. Park, S. Han, J. Jeong, C. Lee, Y. Kim, E. Oh*

**0594**

EVALUATION OF THE AGE-SPECIFIC AMH VALUES IN A LARGE POLISH WOMEN POPULATION

*A. Panek, U. Grudzień, K. Jolanta, S. Jakub*

**0595**

MALE HYPOGONADISM OF A PATIENT WITH 45X0/46XX MOSAICISM AND WITHOUT SRY GENE. A CASE REPORT

*L. Papay-Ramírez, . Coronado-Álvarez, S. García-Linares, D. Maciá-Trevis, A. Poyatos-Andújar, M. Egea-Gil, T. De Haro-Muñoz*

**0597**

A CORRELATION STUDY OF SERUM C – PEPTIDE TO APO-PROTEINS IN NEWLY DIAGNOSED HYPOTHYROID SUBJECTS: A NOVEL MARKER OF CVD RISK

*P. Purohit, P. Sharma*

**0598**

MULTICENTER EVALUATION OF A HIGHLY SENSITIVE THYROGLOBULIN IMMUNOASSAY ON ELECSYS SYSTEMS

*R. Roeddiger, G. Hafner, F. Keller, M. d'Herbomez, J. Kratzsch*

**0599**

ELECSYS® AMH IMMUNOASSAY: EVALUATION OF THE NOVEL HIGH-THROUGHPUT ASSAY'S PRECISION UNDER ROUTINE CONDITIONS

*C. Milzcyński, J. Schiettecatte, M. Oktem, A. Thies, M. Cohen-Bacrie, E. Anckaert, C. Müller, D. Topcu, A. Gröning, S. Engelmann*

**0601**

THE RELATIONSHIP BETWEEN LEPTIN AND PCOS

*E. Sharif*

**0602**

CORONARY RISK FACTORS-HOMA-IR, HS-CRP AND FIBRINOGEN IN PRE-MENOPAUSAL WOMEN WITH POLY CYSTIC OVARIAN SYNDROME (PCOS)

*P. Sharma, P. Purohit*

**0603**

DETECTION OF MACROPROLACTIN IN HYPERPROLACTEMIC SERA: STEP TOWARDS CLINICAL EFFICIENCY AND COST EFFECTIVENESS

*N. Sherazi, A. Khan*

**0604**

HYPOTHYROIDISM ONE OF THE FACTORS WITCH MAY AFFECT FERTILITY

*V. Spasova, M. Spasov, I. Gorgoski*

**0605**

EFFECTS OF HYPERTHERMIC STRESS IN DIFERENT DEVELOPMENTAL STAGES IN WHITE RAT ON THE TABLE

*M. Spasov, V. Spasova, V. Dejanova*

**0606**

IMPACT OF SHORT-TERM HYPOTHYROIDISM AFTER LEVOTHYROXINE-WITHDRAWAL ON N-TERMINAL PRO-A-TYPE AND N-TERMINAL PRO-B-TYPE NATRIURETIC PEPTIDES IN PATIENTS WITH DIFFERENTIATED THYROID CARCINOMA

*A. Stanciu, A. Hurduc, M. Stanciu*

**0607**

TESTOSTERONE DISTURB THYROID HOMEOSTASIS IN MIDDLE-AGED MALE RATS

*B. Sosic-Jurjevic, S. Stankovic, B. Filipovic, Z. Markovic, M. Miler, J. Zivanovic, V. Milosevic*

**0608**

THE RELATIONSHIP BETWEEN ANTI-MÜLLERIAN HORMONE (AMH) CONCENTRATION AND OLIGO/AMENORRHOEA IN SUBFERTILE WOMEN WITH POLYCYSTIC OVARIAN MORPHOLOGY

*M. Alebić, N. Stojanović*

**0609**

PROLACTIN AND REPRODUCTIVE HORMONE STATUS IN OLIGOMENORRHEIC AND INFERTILE FEMALES

*S. Gautam, B. Gelal, A. Nepal, R. Suwal, B. Das, M. Lamsal, S. Majhi, N. Baral*

**0610**

PREVALENCE OF OVARIAN CYST WITH HYPERPROLACTINEMIA IN DYSMENORRHOIC PATIENTS

*A. Taneja, S. Kaur*

**0611**

COMPARISON OF BLOOD COLLECTION TUBES CONTAINING K3EDTA PLUS APROTININ FOR THE PRESERVATION OF ACTH LEVEL

*N. Tekkeşin*

**0612**

COMPARISON OF DETERMINATION OF ALDOSTERONE BY THE CHEMILUMINESCENCE LIAISON® ALDOSTERONE ASSAY WITH THE RADIOIMMUNOASSAY

*J. Uhrova , H. Benakova , G. Smela , T. Zima*

## ENVIRONMENT AND HEALTH

**0613**

CARBOXYHEMOGLOBIN LEVELS AMONG HOOKAH SMOKERS, CIGARETTE SMOKERS AND NON-SMOKERS: A CROSS-SECTIONAL DESCRIPTIVE STUDY

*D. Khan, N. Abbas, J. Begum*

**0614**

THE TEETH MATRIX COULD BE USED AS A BIOLOGICAL INDICATOR OF FLUORIDE CHRONIC TOXICITY IN TUNISIA?

*T. Cheima, B. Azza, G. Ines, B. Ines, N. Mohamed Anouar, A. Dorra, G. Hayet, H. Abderrazek*

**0615**

ZEARALENONE AND ITS METABOLITES IN URINE FROM TUNISIAN WOMEN WITH BREAST CANCER. A CASE-CONTROL STUDY

*H. BELHASSEN, I. Jiménez-Díaz, J. Arrebola, R. Ghali, H. Boussen, N. Olea, A. Hedili, H. Ghorbal*

**0617**

STUDY OF CALCIUM, COPPER AND ZINC IN HUMAN TEETH FROM TUNISIA

*T. Raoudha, B. Azza, T. Cheima, G. Ines, B. Ines, H. Abderrazek, N. Anouer, A. Dorra, G. Hayet*

**0618**

BIODEGRADATION C.I.DIRECT BLACK 38 BY DEINOCOCCUS RADIODURANS R1 AND OPTIMIZATION OF THE BIOPROCESS

*M. Çankaya, V. Gul, A. Çoban , A. Çetin, M. Gunay, M. Kuzucu*

**0619**

TOXIC EFFECTS OF METHAMIDOPHOS ON PARAOXONASE 1 ACTIVITY AND ON RAT LIVER AND AMELIORATING EFFECTS OF ALPHA-TOCOPHEROL

*M. Araoud, F. Neffati, W. Douki, L. Khaled, M. Najjar, A. Kenani, Z. Houas*

**0620**

CLINICAL SYMPTOMS AND PLASMA CHOLINESTERASE ACTIVITY VARIATIONS IN AGRICULTURAL WORKERS EXPOSED TO PESTICIDES

*M. Araoud, F. Neffati, W. Douki, H. Ben Hfaiedh , M. Akrouf , M. Najjar, A. Kenani*

**0621**

THE INFLUENCE OF GEOGRAPHICAL DIFFERENCES IN TOOTH MORPHOLOGY AND THE LEVEL DENTAL CARIES IN THE PACET AND KENJERAN SOCIETY INDONESIA

*S. Netty, R. Nia, F. Erina, H. Arinil, S. Wilda*

# POSTERS

**0622**

THE EFFECT OF SHIFT WORK ON OXIDATIVE STRESS, INFLAMMATION AND PLATELET ACTIVATION

*H. Aksoy, A. Toker, I. Demir, E. Tasyurek, S. Zengin*

## EPIGENETICS

**0623**

BREAST CANCER METASTASIS SUPPRESSOR-1 PROMOTER METHYLATION IN CELL FREE DNA PROVIDES PROGNOSTIC INFORMATION IN NON-SMALL CELL LUNG CANCER

*I. Balgkouranidou, M. Chimonidou, G. Milaki, E. Tsarouxa, S. Kakolyris, D. Welch, V. Georgoulas, E. Lianidou*

**0624**

THE NFKB1 POLYMORPHISM (RS4648068) IS ASSOCIATED WITH THE CELL PROLIFERATION AND MOTILITY IN GASTRIC CANCER

*Y. Chen, R. Lu, X. Gao*

**0625**

CIRCULATING MICRORNAS, MIR197, LET7D, MIR150, MIR92, IS INFLUENCED BY SMOKING STATUS IN GENERAL POPULATION

*A. Nagura, H. Yamada, K. Ohashi, H. Ishikawa, N. Ichino, N. Taromaru, Y. Ando, N. Taromaru, M. Yamazaki, R. Watarai, T. Inoue, N. Hamajima, R. Teradaira*

**0627**

ANALYSIS OF THE CIRCULATING HDL-MIRNA STABILITY FOR PRE-ANALYTICAL CONDITIONS

*N. Taromaru, H. Ishikawa, Y. Ando, A. Nagura, M. Yamazaki, H. Yamada, K. Suzuki, . Ohashi, R. Teradaira*

**0628**

ASSOCIATIONS BETWEEN CIRCULATING MICRORNAS MIR-20A OR MIR-27A AND NON-ALCOHOLIC FATTY LIVER DISEASE IN A GENERAL JAPANESE POPULATION: THE YAKUMO STUDY

*M. Yamazaki, H. Yamada, Y. Ando, K. Ohashi, K. Suzuki, N. Ichino, H. Ishikawa, N. Taromaru, A. Nagura, K. Osakabe, K. Sugimoto, T. Inoue, N. Hamajima, R. Teradaira*

## EVIDENCE BASED LABORATORY MEDICINE

**0630**

ANALYTICAL PERFORMANCE EVALUATION OF THE ARKRAY ADAMS HA-8180 HBA1C ANALYZER

*H. Choi, S. Kee, J. Shin, B. Park, S. Suh*

**0631**

CRITICAL REVIEW OF LABORATORY INVESTIGATIONS IN CLINICAL PRACTICE GUIDELINES: PROPOSALS FOR THE DESCRIPTION OF INVESTIGATION

*W. Julien, F. Michèle, A. Christine, W. Joseph*

**0632**

UTILIZATION OF TB LABORATORY SERVICES AT A RURAL HEALTH FACILITY: A CASE OF CHIKUNI MISSION HOSPITAL, MONZE, ZAMBIA

*S. Mwape, M. Bwalya, D. Mwila*

## FLOW CYTOMETRY

**0633**

MULTIPLE MYELOMA PATIENTS IN LONG TERM COMPLETE REMISSION HAVE A SPECIFIC IMMUNE SIGNATURE

*A. Artech Lopez, A. Kreutzman, B. Aguado Bueno, N. Pascual Gomez, A. Ramirez, A. Alegre, C. Munoz Calleja*

**0634**

HUMAN LEUKOCYTE ANTIGEN-DR EXPRESSION ON MONOCYTES AND ITS VALUE OF PREDICTION ON INFECTION AFTER SURGERY

*B. Dobrosevic, V. Seric, D. Ivic, J. Barbic, J. Ivic, I. Turina, J. Pavela*

**0635**

INTER-LABORATORY COMPARISON OF CD4+ CELL CONCENTRATION MEASUREMENTS

*M. Kammel, R. Stebbings, L. Wang, J. Neukammer*

**0636**

FLOW CYTOMETRIC ANALYSIS OF EQUINE LIMBAL STEM CELLS CULTURING WITH ANTIBIOTIC-ANTIMYCOTIC PREPARATION  
*M. Popović, G. Mršić, K. Dubravko, B. Pirkić*

**0637**

COMPARISON OF ELISA AND FLOW CYTOMETRY METHODS FOR SERUM CYTOKINES ASSAYS  
*A. Şen, A. Çetin, A. Öztürk, M. Köker, M. Kaya, B. Saraymen*

## GENETIC TESTING

**0638**

EVALUATION OF SOME ANTIOXIDANT ENZYME ACTIVITIES (SOD AND GPX) AND THEIR POLYMORPHISMS (MNSOD2 ALA9VAL, GPX1 PRO198LEU) IN FIBROMYALGIA  
*A. Akbas, A. Inanir, I. Benli, Y. Onder, L. Aydoğan*

**0639**

SERUM MMP-2 LEVELS AND MMP-2 GENE POLYMORPHISM IN PRE-ECLAMPSIA  
*K. Ankush, U. Manaktala, B. Koner, T. Mishra*

**0640**

FAMILIAL MEDITERRANEAN FEVER: CLINICAL AND GENETIC CHARACTERIZATION OF GEORGIAN FAMILIES  
*G. Basheleishvili, C. Timman, K. Kvatadze, S. Kavsadze, L. Zangurashvili, N. Abramishvili, N. Kankia, M. Lomidze, N. Jashivshvili, T. Phirtskhalaishvili, T. Dzagania, D. Metreveli, I. Rtskhiladze*

**0641**

ANALYSIS OF MANGANESE SUPEROXIDE DISMUTASE (MNSODALA-9VAL) AND GLUTATHIONE PEROXIDASE (GPX1 PRO 198LEU) GENE POLYMORPHISMS IN VITILIGO  
*H. Yıldız Seçkin, G. Kalkan, İ. Bütün, A. Akbaş, Y. Baş, N. Karakuş*

**0642**

TUMOR NECROSIS FACTOR (TNF-A) GENE POLYMORPHISMS AND CARDIAC SARCOIDOSIS  
*E. Manali, E. Gialafos, F. Triposkiadis, V. Kouranos, A. Rapti, H. Kosmas, G. Giamouzis, E. Perros, M. Gazouli*

**0643**

THE ROLE OF FUNCTIONAL POLYMORPHISMS INVOLVED IN HOMOCYSTEIN METABOLISM  
*S. Erge, N. Aksoy, S. Karaca, T. Kankiliç, T. Cesuroglu*

**0644**

CLINICAL CHARACTERISTICS OF GYNECOLOGICAL CANCER IN BRCA MUTATION CARRIERS AND NONCARRIERS  
*X. Gabaldó Barrios, A. Sánchez Bermúdez, P. Sánchez, M. Sarabia Meseguer, M. Marín Vera, J. Alonso Romero, F. Ruiz-Espejo*

**0645**

A188D NEW MUTATION OF GCK GENE CAUSES MODY TYPE 2 IN A LARGE SPANISH FAMILY OVER THREE GENERATIONS  
*E. Gastaldo, C. Fajardo, A. Zuniga, M. Ortiz, I. Alexandre*

**0646**

ANALYSIS OF GENOTOXIC EFFECTS OF INHALATION ANESTHETICS IN BRONCHOALVEOLAR CELLS USING COMET ASSAY  
*Z. Cukurova, A. Gedikbasi, S. Ozturk, H. Cetingok, G. Eren, D. Ozturk, O. Hergunsel, K. Cefle, S. Palanduz*

**0647**

STUDIES OF GENETIC VARIATION OF G6PD GENE IN A TUNISIAN PATIENTS WITH G6PD DEFICIENCY  
*F. Ghoul*

# POSTERS

**0648**

INVESTIGATION OF PARAOXANASE ENZYME POLYMORPHISM IN PATIENTS WITH ALOPECIA AREATA

*A. Gurel, G. Kalkan, M. Kulac, H. Ozyurt, H. Erdogan, F. Tulubas, B. Topcu*

**0649**

THE FREQUENCY OF FAMILIAL MEDITERRANEAN FEVER GENE MUTATIONS AND GENOTYPES AT KOCAELI

*H. Sezikli, E. Kale, C. Yakicier*

**0650**

GENETIC SCREENING OF MEDULLARY THYROID CANCER IN ALGERIAN PATIENTS

*K. Sifi, N. Abadi, A. Lezzar, K. Boudaoud, N. Nouri, S. hanachi, K. Benmebarek, C. Benlatreche*

**0651**

FAMILIAL MEDITERRANEAN FEVER: CLINICAL AND GENETIC CHARACTERIZATION OF AZERBAIJAN FAMILIES

*S. Kavsadze, T. Christian, B. Giorgi, K. Kvatadze, L. Zangurashvili, N. Kankia, M. Lomidze, N. Abramishvili, N. Jashishvili, T. Dzagania, T. Phirtskhalaishvili, D. Metreveli, I. Rtskhaladze, I. Rtskhaladze*

**0652**

MOLECULAR GENETIC DIAGNOSTICS OF HUNTINGTON DISEASE IN CROATIAN PATIENTS

*H. Ljubić, A. Merkle, D. Caban, A. Acman Barišić, S. Telarović, J. Sertić*

**0654**

ASSOCIATION OF PARAOXONASE 1 POLYMORPHISMS (L55M AND Q192R) WITH DYSLIPIDEMIA AND NEPHROPATHY IN A TUNISIAN POPULATION WITH TYPE 1 DIABETES: A 4-YEAR FOLLOW-UP STUDY

*F. Ons, S. Triki, I. Hellara, F. Neffati, M. Najjar*

**0655**

POMPE DISEASE DUE TO IVS10+1G>A MUTATION OF GAA GENE IN A PATIENT OF MOROCCAN ORIGIN

*G. Pi, A. Zuniga, M. Ortiz, I. Aleixandre*

**0656**

HIGH PREVALANCE OF MEFV R202Q MUTATIONS IN PATIENTS WHO ARE EVALUATED FOR FAMILIAL MEDITERRANEAN FEVER

*A. Akbaş, İ. Bütün, İ. Benli, L. Aydoğan, Y. Önder, Z. Özmen*

**0657**

ANALYSIS OF MANGANESE SUPEROXIDE DISMUTASE (MNSOD ALA-9VAL) AND GLUTATHIONE PEROXIDASE (GPX1 PRO 197 LEU) GENE POLYMORPHISMS IN ALOPECIA AREATA

*İ. Benli, G. Kalkan, A. Akbaş, H. Yıldız Seçkin, Y. Baş, N. Karakus, İ. Bütün, H. Özyurt*

**0658**

THE POSSIBILITIES OF Y-HAPLOGROUP PREDICTION IN THE SLOVAK POPULATION

*E. Petrejčikova, D. Hronská, D. Gabrikova, J. Bernasovska, I. Boronova, M. Mydlarova Blascakova*

**0659**

ELLIS VAN-CREVELD SYNDROME: MOLECULAR DIAGNOSIS AND CARRIER TESTING

*G. Pi, A. Zuniga, M. Ortiz*

**0660**

FREQUENCY OF HFE GENE C282Y, H63D, S65C MUTATIONS IN THE MIDDLE BLACK SEA REGION IN TURKEY

*Ş. Şahin, A. Akbaş, L. Aydoğan, İ. Benli, İ. Bütün*

**0661**

HLA CLASS I AND II POLYMORPHISMS AND ANTHROPOLOGICAL ASPECTS IN THE COASTAL CENTRAL REGION OF TUNISIA

*K. Sakly, I. Bannour, M. Tlijani, A. Ben Bnina, S. Chartaoui, O. Kallala, S. Aloui, A. Soussi, M. Fadli, M. El May, N. Sakly*

**0662**

PREVALENCE OF BRCA MUTATION CARRIERS WITH BREAST CANCER WITHOUT FAMILY HISTORY OF CANCER. ARE PHYSICIAN RECOMMENDATIONS FOR BRCA1/2 TESTING APPROPRIATE?

*X. Gabaldó Barrios, A. Sánchez Bermúdez, A. Sarabia Meseguer, P. Sánchez, M. Marín Vera, J. Alonso Romero, F. Ruiz-Espejo*

**0663**

ASSOCIATION BETWEEN DEPRESSION AND POLYMORPHISMS OF THE TRYPTOPHAN HYDROXYLASE (TPH) GENE IN THE TUNISIAN POPULATION

*M. Sayadi, I. Azizi, A. Ezzafer, A. Mechri, F. Neffati, W. Douki, L. Gaha, M. Najjar, A. Malafosse*

**0664**

PREVALENCE THE RAD51C IN BRCA3

*A. Sánchez Bermúdez, X. Gabaldó Barrios, M. Sarabia Meseguer, E. Serrano Santos, M. Marín Vera, G. Marín Zafra, J. Alonso Romero, F. Ruiz-Espejo*

**0665**

ALPHA1-ANTITRYPSIN DEFICIENCY CONFIRMED BY QUANTIFICATION AND PHENOTYPING (PI\*ZZ) IN DISCREPANCY WITH GENOTYPING RESULTS (M/Z)

*M. Štefanović, A. Tešija Kuna, I. Vukasović, N. Vrkić*

**0666**

OTX2 GENE INVOLVEMENT IN EYE MALFORMATIONS

*T. Vendrell Bayona, E. Tejedor Hernández, N. Castells Sarrret, A. Fernández Rodríguez, A. Plaja, M. Mosquera Parrado*

**0667**

TRANSTHYRETIN-RELATED FAMILIAL AMYLOID POLYNEUROPATHY DUE TO V30M MUTATION IN TTR GENE IN YOUNG PATIENT

*B. Lopez-Pesquera, A. Zuniga, J. Dominguez-Moran, M. Ortiz*

## HAEMATOLOGY

**0668**

COMPARISON OF THE PERFORMANCE OF THE NEWLY DEVELOPED IGG HEAVY CHAIN/ LIGHT CHAIN IMMUNOASSAYS WITH SERUM PROTEIN ELECTROPHORESIS FOR MONITORING IGG MULTIPLE MYELOMA PATIENTS

*L. Adie, O. Berlanga, H. Carr-Smith, S. Harding*

**0669**

PERFORMANCE EVALUATION OF COMPLETE BLOOD COUNT ON AUTOMATED HEMATOLOGY ANALYZERS

*M. Agilli, S. Ekinci, G. Ergin*

**0670**

ERYTHROCYTE AND RETICULOCYTE INDICES BY SYSMEX XN ANALYSER IN HEMODIALYSIS PATIENTS

*F. Aguayo, E. Urrechaga, P. De la Hera, E. Crespo*

**0671**

COMPARISON OF D-DIMER TESTING WITH IMMUNO-TURBIDOMETRIC AND ELFA METHOD. WHICH METHOD IS USEFUL FOR OUR LABORATORY?

*C. Sonmez, N. Akkaya, K. Akin, A. Kosem, A. Ozturk Kaymak*

**0672**

THE RELATIONSHIP BETWEEN LEUKOCYTOSIS AND PLATELET PARAMETERS

*A. Lazoglu Ozkaya, N. Ozturk, E. Bakan, G. Altas, H. Polat, N. Kilic Baygutalp*

**0673**

COMPARISON OF NON-INVASIVE VS. CAPILLARY AND VENOUS HEMOGLOBIN DETERMINATION IN VOLUNTARY BLOOD DONORS

*A. Antic, Z. Stanojkovic, D. Stojanovic, M. Jelic, M. Stanojkovic*

**0674**

LC-MS/MS ANALYSIS OF PLASMA POLYUNSATURATED FATTY ACIDS IN PATIENTS WITH HOMOZYGOUS SICKLE CELL DISEASE

*M. Aslan*

# POSTERS

**0675**

DISTINCT CLINICAL CHARACTERISTICS IN MYELOPROLIFERATIVE NEOPLASM WITH CALRETICULIN MUTATIONS

*T. Attila, K. Tunde, H. Gabriella, B. András, S. Andrea, B. Árpád, D. János, E. Miklos, M. Tamas, A. Hajnalka, C. Judit*

**0676**

PSEUDOTHROMBOCYTOPENIA IN THE PRESENCE OF LARGE PLATELETS

*J. Martínez-Fernández, M. Molina-Arrebola, C. Avivar-Oyonarte, C. Porrino-Herrera, M. Benayas-Bellido, A. Sánchez-Crespo, C. González-Oller, M. Giménez-López, R. Pérez-Moyano*

**0677**

MALARIA IN THE PONIENTE AREA OF ALMERIA, SOUTHERN SPAIN

*J. Martínez-Fernández, A. Sánchez-Crespo, C. Avivar-Oyonarte, M. Molina-Arrebola, M. Giménez-López, R. Pérez-Moyano, J. Salas-Coronas, M. Cabezas-Fernández*

**0678**

BETA-2 MICROGLOBULIN AND RENAL FAILURE IN MULTIPLE MYELOMA

*Z. Baruti, L. Begolli, H. Paçarizi, V. Topçiu, N. Budima, A. Krasniqi, A. Morina, D. Gashi, M. Hasimja, S. Thaçi, A. Muçolli, A. Emini*

**0679**

THE ROLE OF IGG SUBCLASS DISTRIBUTION AND HEVYLITE® MEASUREMENTS IN THE MONOCLONALITY OF IGG IN MULTIPLE MYELOMA OR MGUS

*B. Stoffel-Wagner, S. Beinert, C. Weigel, B. Zur*

**0680**

POLYCLONAL AND MONOCLONAL ANTIBODY BASED FLC ASSAYS PROVIDE DISCREPANT INFORMATION FOR MONITORING RELAPSED MULTIPLE MYELOMA PATIENTS

*R. Popat, O. Berlanga, J. Cavenagh, H. Oakervee, C. Williams, S. Harding, M. Cook*

**0681**

A NEW VARIANT 12P13 REARRANGEMENT ASSOCIATED WITH EOSINOPHILIA IN A CASE OF REFRACTORY ANEMIA

*T. Boneva, L. Mitev*

**0682**

COMPARISON OF THE EFFICACY OF SERUM C-REACTIVE PROTEIN, PROCALCITONIN, INTERLEUKIN-6 LEVELS AND NEW LEUKOCYTE PARAMETERS IN THE DIAGNOSIS OF NEONATAL SEPSIS

*H. Çelik, O. Portakal, Ş. Yiğit, G. Haşçelik, A. Korkmaz, M. Yurdakök*

**0683**

NEW APPROACH OF THE HEMATOLOGICAL PARAMETERS AND RED CELL INDICES IN THE DIFFERENTIATION BETWEEN SICKLE-CELL DISEASE AND SICKLE-CELL THALASSEMIA AND APPLICATION TO BETA-THALASSEMIA TRAIT AND IRON DEFICIENCY ANEMIA

*S. Chaima Abdelhafidh, B. Amina, D. Rym, J. Latifa, L. Naouel, O. Faïda, H. Sondes, S. Hajer, T. Imed, B. Mariem, T. Nour El Houda, M. Taieb*

**0684**

A LACK OF VALUE IN REFLEX TESTING OF HYPOGAMMAGLOBULINEMIA BY SERUM PROTEIN ELECTROPHORESIS

*J. Chen, A. Gershon, P. Chan*

**0685**

A QUICK SCREENING PANEL FOR DETECTION OF MONOCLONAL GAMMOPATHIES IN PATIENTS WITH INCIDENTAL CLINICAL FINDING

*J. García de Veas Silva, T. Duarte Pais, J. García Lario, V. Martín Archilla, R. Ríos Tamayo*

**0686**

ADIPOCYTOKINE LEVELS IN DIFFERENT TYPES OF BETA-THALASSEMIA FOR CHILDREN

*Y. Enli, Y. Balcı, C. Gönen, E. Uzun, A. Polat*



**0687**

DO MIR-29A AND MIR-96 HAVE ANY EFFECT UP-REGULATION ON HB F LEVELS?

*F. Güzelgöl, A. Yalın, N. Alparslan, K. Aksoy*

**0688**

COMPARISON OF THE PERFORMANCE OF THE NEWLY DEVELOPED IGA HEAVY CHAIN/ LIGHT CHAIN IMMUNOASSAYS WITH SERUM PROTEIN ELECTROPHORESIS AND NEPHELOMETRIC TOTAL IGA MEASUREMENTS FOR MONITORING IGA MULTIPLE MYELOMA PATIENTS

*L. Adie, O. Berlanga, H. Carr-Smith, S. Harding*

**0689**

FREQUENCY OF IGG, IGA AND KAPPA AND LAMBDA LIGHT CHAINS IN MULTIPLE MYELOMA PATIENTS IN KOSOVO

*N. Bislimi, B. Bislimi, A. Lepaja, I. Islami, M. Hasimja-Syla, A. Morina*

**0690**

DISCREPANCIES BETWEEN DIFFERENT QUANTITATIVE ALBUMIN DETERMINATION METHODS IN PATIENTS WITH MONOCLONAL GAMMAPATHIES

*A. Zabek-Adamska, A. Jurczyszyn, R. Drozd*

**0691**

COMPARISON OF TWO IMMUNOASSAYS FOR FREE LIGHT CHAIN KAPPA AND LAMBDA: ESTABLISHED (FREELITE) AND INCOMING (SIEMENS)

*L. Gogeliene, D. Vitkus, J. Jurkeviciene*

**0692**

EVALUATION OF HYPERFERRITINEMIA IN A 5306-CASE SAMPLE IN BRAZIL: MEDIANS FOUND WERE CLINICALLY SIGNIFICANT

*R. Kiyota, R. Marani, A. Camilo, C. Cohn, A. Freitas, A. Laporta, M. Severim, F. Silveira*

**0693**

IMMUNOPHENOTYPIC AND CYTOMORPHOLOGICAL METHODS IN MULTIPLE MYELOMA

*N. Kostina, G. Kostin, S. Prochorchik*

**0694**

FREQUENCY OF MUTATIONS IN THE HEMOCHROMATOSIS BRAZILIAN ADULT POPULATION WITH HYPERFERRITINEMIA: THE MOST PREVALENT MUTATION IN HETEROZYGOUS FEMALES WAS H63D (27%) C282Y MUTATION AND HETEROZYGOUS MALES (28%), IN 1038 CASES EVALUATED

*R. Kiyota, C. Cohn, R. Marani, R. Carneiro, C. Domingos Filho, A. Laporta, M. Serafim, F. Silveira*

**0695**

IRON DEFICIENT ANEMIA AND IRON STATUS IN HEALTHY WOMEN FROM RURAL AND PERIURBAN AREA IN ALBANIA

*L. Mino, E. Refatllari, N. Heta-Alliu, A. Beqja-Lika, A. Barbullushi, I. Korita, E. Petrela, A. Bulo*

**0696**

STABILITY OF RED BLOOD CELL PARAMETERS AFTER THREE DAYS

*K. Mittel*

**0697**

EFFECTS OF IRON THERAPY ON PARAOXONASE AND ARYLESTERASE ACTIVITIES IN PATIENTS WITH IRON DEFICIENCY ANEMIA

*Y. Okuturlar, A. Gedikbasi, N. Akalin, M. Gunaldi, D. Yilmaz, P. Karakaya, M. Mert, O. Harmankaya*

**0698**

COMPARISON OF CAPILLARY ELECTROPHORESIS AND AGAROSE GEL ELECTROPHORESIS FOR IDENTIFICATION OF MONOCLONAL PARAPROTEINS

*B. Ongen, N. Mutlu, Z. Bakmaz, F. Benli Aksungar*

**0699**

MOLECULAR AND CYTOGENETIC FEATURES OF B-CELL CLONES EXPANDED IN MULTICLONAL B-CELL CHRONIC LYMPHOPROLIFERATIVE DISORDERS

*A. Rodriguez-Caballero, A. Henriques, I. Criado, A. Langerak, W. Nieto, Q. Lécrevisse, M. González, E. Cortesao, A. Paiva, J. Almeida, A. Orfao*

# POSTERS

**0700**

THE EVALUATION OF TWO AUTOMATED HEMATOLOGY SYSTEMS: CELL DYN 3700 AND MINDRAY BC6800

*C. Oruc, B. Omer, E. Ademoglu, S. Genc*

**0701**

COMPARISON OF MONOCLONAL ANTIBODY-BASED NEPHELOMETRIC ASSAY AND POLYCLONAL ANTIBODY-BASED ASSAY FOR SERUM FREE LIGHT CHAIN MEASUREMENT

*I. Ozen Kucukcetin, F. Davran, G. Yucel, H. Akbas*

**0702**

VALIDATION OF STRINGENT COMPLETE RESPONSE IN PATIENTS WITH MULTIPLE MYELOMA AFTER THERAPY WITH NOVEL AGENTS

*J. García de Veas Silva , T. Pais, J. Martín Ruiz , R. Duro Millán , C. Bermudo Guitarte*

**0703**

CUTANEOUS LESIONS: CAUSE OF CRYOGLOBULINEMIC SYNDROME SECONDARY TO MULTIPLE MYELOMA

*R. Palma Fernandez, J. Saura Montalban, M. Asensio Diaz, E. Laserna Mendieta, L. De La Cuesta Ibanez, G. Rivera Santos, M. Ruiz Gines, M. Gomez-Serranillos Reus*

**0704**

PERITONEAL EFFLUENT CELL COUNT WITH THE AUTOMATED HEMATOLOGY ANALYZER ABX PENTRA DX 120 IN PATIENTS AFTER HEART TRANSPLANTATION WITH PERITONEAL DIALYSIS AND PERITONITIS

*I. Petrova, A. Dimitrova- Karamfilova, N. Hristova, T. Solarova, V. Tabakova, G. Tsaryanski, G. Natchev, Y. Baikova*

**0705**

RETICULOCYTE HEMOGLOBIN (CHR) AS EARLY MARKER OF IRON THERAPY EFFICACY IN HEMODIALYSIS PATIENTS

*P. Porcu, G. Serra, M. Mereu, F. Ronchi*

**0706**

PERFORMANCE EVALUATION OF A NEW STFR ASSAY FOR THERMO SCIENTIFIC KONELAB CLINICAL CHEMISTRY ANALYZER

*S. Riistama-Laari, M. Karppelin, S. Tikanoja, H. Lampinen*

**0707**

REQUEST OF ANEMIA LABORATORY TESTS IN PRIMARY CARE IN SPAIN

*M. Rodriguez-Rodriguez, M. Lopez-Garrigos, A. Perez-Martinez, A. Miralles, A. Santo-Quiles, A. Buño-Soto, A. Gomez del Campo, A. Leon-Juste, A. Moro-Ortiz, B. Laiz, B. Gonzalez-Ponce, C. Hernando de Larramendi, C. Vinuesa, C. García, C. Magadán-Nuñez, C. Tormo, M. Salinas*

**0708**

CO-INHERITANCE OF HB ALESHA [B-67(E11)VAL-MET, GTG-ATG] CAUSED BY A DE NOVO MUTATION AND THE ALPHA212 PATCHWORK GENE IN A BRAZILIAN CHILD WITH A SEVERE HEMOLYTIC ANEMIA

*G. Pedroso, E. Kimura, O. Denise, C. Lanaro, D. Leonardo, F. Costa, S. Saad, M. Sonati*

**0709**

HEMATOLOGICAL PARAMETERS AMONG KIDNEY TRANSPLANT RECIPIENTS

*M. Stanojkovic, A. Marinkovic*

**0710**

PORPHYRIAS – A LABORATORY EXPERIENCE IN A TERTIARY CARE HOSPITAL

*H. Syed, S. Kamatham, M. Behara VLN, K. Azmathullah, P. Suryadeep, S. Gorji, B. Gorji*

**0711**

IRON PARAMETERS, NON-TRANSFERRIN BOUND IRON AND HEPCIDIN LEVELS AT DIAGNOSIS IN MULTIPLE MYELOMA AND THEIR IMPORTANCE FOR PROGNOSIS

*A. Tuncel, H. Paşaoğlu, G. Türköz Sucak, M. Yağcı, E. Suyanı, N. Baysal*

**0712**

DOES FOLIC ACID LEVELS VARY DUE TO AGE IN TOKAT REGION?

*İ. Bütün, L. Aydođan, G. Türk, Ş. Şahin, Y. Önder*

**0713**

TRICLONAL GAMMOPATHY IN A PATIENT WITH RELAPSE MULTIPLE MYELOMA

*A. Ugur Kurtoglu, V. Karakus, E. Kurtoglu, N. Yilmaz*

**0714**

BLOOD COMPONENT SEPARATION: A NEW EXPERIENCE AT B. P. KOIRALA INSTITUTE OF HEALTH SCIENCES, DHARAN

*S. Upadhyaya Kafle, G. Kattel*

**0715**

RED CELL SIZE FACTOR IN THE EVALUATION OF IRON DEFICIENT ERYTHROPOIESIS IN HEMODIALYSED PATIENTS

*E. Urrechaga, R. Saracho, L. Borque, J. Escanero*

**0716**

EVALUATION OF UNCERTAINTY FOR HEMATOLOGY LABORATORY BASED ON CLIA, RILIBAK, FRASER AND SIX SIGMA CRITERIAS

*M. Uyanik, E. Sertoglu, Z. Aksu, I. Kurt*

**0717**

RARE CASE OF A PLASMA CELL MYELOMA IN A 12 YEARS OLD PATIENT

*J. García de Veas Silva, T. Vasconcelos, J. García Lario, M. López Melchor, C. Bermudo Guitarte, R. Ríos Tamayo*

**0718**

EVALUATION OF PLATELET PARAMETERS IN PATIENTS WITH INCREASED TROPONIN LEVELS BY THE ADVIA® 2120 HEMATOLOGY SYSTEM

*M. Velizarova, T. Yacheva, A. Tsakova, K. Tzatchev*

**0719**

C-REACTIVE PROTEIN IS AN OBJECTIVE MARKER OF INFECTION IN ADULTS WITH ACUTE LYMPHOBLASTIC LEUKEMIA RECEIVING CHEMOTHERAPY

*S. Vladimirova*

**0720**

INVESTIGATION OF MEDICAL INDICATIONS FOR PNH SCREENING EXPERIMENT BY FLOW CYTOMETRY

*C. Ruan, L. Dai, W. Shen, M. Zhu*

**0721**

ASSOCIATION OF RED BLOOD CELL VOLUME WITH FLUORESCENCE OF CELLS IN EOSIN-5'-MALEIMIDE TEST AND ITS IMPACT ON DIAGNOSIS OF HEREDITARY SPHEROCYTOSIS

*O. Ciepela, J. Łukasik, W. Bystrzycka, I. Kotuła*

## HAEMOSTASIS

**0722**

ANTI-PLATELETS ACTIVITY IN AFRICAN WOMEN ON PROGESTIN INJECTABLE CONTRACEPTIVES

*A. Aigbe*

**0723**

COMPARISON OF CALIBRATED CHROMOGENIC ANTI-XA ASSAY (DIXAI) FOR RIVAROXABAN (RXA), FIRST ANTI-XA DOAC, WITH A MODIFIED CALIBRATED CHROMOGENIC ANTI-XA ASSAY (DIXAI.L+H) AND WITH A ROUTINELY USED ANTI-XA ASSAY FOR LMWH (AXA) AS SURROGATE MARKER FOR RXA

*W. Erich, S. Josef, W. Gertraud, G. Monika, R. Petra, H. Alexander C.*

**0724**

MULTIVARIATE MODEL FOR PREDICTING TRANSFUSION OF ALLOGENEIC BLOOD PRODUCTS IN ADULTS UNDERGOING ORTHOTOPIC LIVER TRANSPLANTATION. PRELIMINARY RESULTS

*A. Alvarez-Rios, A. León-Justel, I. Dominguez-Pascual, L. Gomez, M. Gomez-Bravo, H. Macher, L. Barrero, R. Hinojosa, J. Lopez-Romero, M. Carmona, J. Guerrero*

# POSTERS

**0725**

PROFILE AND PREVALENCE OF LABORATORY ASPIRIN RESISTANCE IN ALGERIEN PATIENTS: COMPARISON OF THE PLATELET FUNCTION ANALYZER PFA-100 WITH OPTICAL AGGREGOMETRY

*M. Belkacemi, F. Seghier*

**0726**

PRECISION STUDY OF A LATEX-ENHANCED TURBIDIMETRIC IMMUNOASSAY FOR D-DIMER  
*Ö. Çakır Madenci, N. Yücel, G. Mutluoğlu, M. Özkaymak Ekşioğlu, H. Turhan, A. Orçun Kaptanağası*

**0727**

ACQUIRED RESISTANCE TO ACTIVATED PROTEIN C IN THE ELDERLY WITH AND WITHOUT COGNITIVE IMPAIRMENT

*M. Carvalho, D. Rios, E. Moraes, G. Gonçalves, L. Vieira, A. Sabino, L. Dusse, M. Thomassen, T. Hackeng*

**0728**

ASSOCIATION BETWEEN THE RESPONSE TO ACETYLSALICYLIC ACID AND PLATELET ACTIVATION IN PATIENTS WITH TYPE 2 DIABETES MELLITUS

*R. Duarte, L. Gonçalves, F. Campos, O. Filho, G. Gonçalves, L. Dusse, A. Bosco, K. Borges, M. Carvalho*

**0729**

PREECLAMPSIA: INTEGRATED NETWORK MODEL OF PLATELET BIOMARKERS INTERACTION AS A TOOL TO EVALUATE THE HAEMOSTATIC/IMMUNOLOGICAL INTERFACE  
*L. Freitas, R. Sathler-Avelar, D. Vitelli-Avelar, S. Béla, A. Teixeira-Carvalho, M. Carvalho, O. Martins-Filho, L. Dusse*

**0731**

QUANTIFICATION OF PROTHROMBIN FRAGMENT 1+2 (F1+2) IN HUMAN CITRATED PLASMA BASED ON LOCI TECHNOLOGY\*

*M. Ehm, M. Pfeiff, L. Feddersen, V. Smith, C. Oehler-Keil, B. Fischer, M. Hahn, H. Schwarz, S. Stephan, N. Zander*

**0732**

ESTABLISHING APTT THERAPEUTIC RANGE FOR PATIENTS RECEIVING STANDARD UNFRACTIONED HEPARIN

*B. Jankovic Orescanin, K. Ille, G. Spasic Obradovic*

**0733**

HEMOSTASIS INDICATORS AS PREDICTORS OF CANCER-SPECIFIC SURVIVAL IN PATIENTS WITH LUNG CANCER

*N. Kaliadka, V. Prokhorova*

**0734**

NEW HIGHLY SENSITIVE LOCI D-DIMER METHOD FOR THE DETECTION OF VERY LOW CONCENTRATIONS IN HUMAN CITRATED PLASMA\*

*D. Kraul, U. Kuhn, O. Pohlack-Marsch, P. Vesper, U. Gross, C. Oehler-Keil, C. Schelp*

**0735**

INTRAPLATELET CYCLIC GUANOSINE MONOPHOSPHATE (CGMP) ASSESSMENT IN SEVERE PREECLAMPSIA

*L. Carvalho Godoi, A. Lucas Mota, L. Gonçalves Freitas, M. Barros Pinheiro, K. Braga Gomes, L. Maria Sant'Ana Dusse, P. Nessler Alpoim*

**0736**

RESPONSE TO ACETYLSALICYLIC ACID IN PATIENTS WITH TYPE 2 DIABETES MELLITUS AND ITS ASSOCIATION WITH GPIIIA GENE POLYMORPHISM

*F. Nunes, R. Duarte, L. Gonçalves, M. Alves, A. Fernandes, K. Borges, L. Dusse, A. Bosco, D. Rios, M. Carvalho*

**0737**

EVALUATION OF HAEMOSTATIC PARAMETERS AND PLATELET AGGREGATION IN TYPE 2 DIABETES MELLITUS

*E. Palella, R. Cimino, F. Accattato, D. Foti, E. Guletta*

**0738**

PLATELET MORPHOLOGY PARAMETERS AS A ROUTINE DIAGNOSTICS AND PROGNOSTICS FACTORS IN THE COURSE OF CORONARY HEART DISEASE.

*J. Pawlus, M. Rusak, M. Dąbrowska*

**0739**

INTRA- AND POSTOPERATIVE COAGULATION STATUS OF CANCER PATIENTS

*L. Shishlo, V. Prokhorova, N. Kolyadko, S. Lappo, T. Tsyryus, O. Gotko, L. Zaitseva*

**0740**

QUANTIFICATION OF THROMBIN-ANTITHROMBIN COMPLEXES (TAT) IN HUMAN CITRATED PLASMA BASED ON LOCI TECHNOLOGY\*

*S. Stephan, G. Christ, C. Duwe, M. Ehm, H. Althaus, H. Schwarz, B. Fischer, C. Oehler-Keil, M. Hahn, N. Zander*

**0741**

NEGATIVE AFFINITY CHROMATOGRAPHY AS THE METHOD PURIFICATION OF FACTOR VIII

*N. Shurko, T. Danysh*

**0742**

APPLICATION OF SERUM HEMOLYSIS INDEX IN COAGULATION TESTS

*Ž. Vogrinc, D. Coen Herak, M. Dolcic*

**0743**

A NEW METHOD FOR DETECTION AND EVALUATION OF ANTITHROMBIN DEFICIENCY

*S. Pedersen, A. Østergaard, J. Corral, S. Risom Kristensen*

## HERBAL MEDICINE

**0744**

ANTIMICROBIAL ACTIVITY OF THE ESSENTIAL OIL OF RUTA CHALEPENSIS FROM WEST ALGERIA

*A. Amina, B. Abdelhafid, H. Farah, A. Imene*

**0745**

EVALUATION OF URTICA DIOICA EXTRACTS ON T CELL FUNCTION AND LIPID PEROXIDATION OF HUMAN ORAL TUMOR TISSUES

*Z. Ekincioğlu, A. Avci, M. Genç, E. Cömert, A. Tüzüner Öncül, A. Öztürk*

**0746**

ANTICONVULSANT AND ANTIOXIDANT EFFECT OF BERBERINE IN KAINATE INDUCED TEMPORAL LOBE EPILEPSY IN RAT

*T. Baluchnejadmojarad, M. Roghani*

**0747**

AN INSULINOTROPIC EFFECT OF PETROLEUM ETHER AND ETHANOL EXTRACTS FROM BABY CARROT AND CARROT (DAUCUS CAROTA LINN.) ROOTS

*A. Chiabchalard, M. Chatatikun*

**0748**

ANTIOXIDANT AND ANTIMICROBIAL ACTIVITIES WITH GC/MS ANALYSIS OF THE MORUS ALBA L. LEAVES

*A. Emniyet, E. Avci, G. Alp Avci, D. Köse*

**0749**

ADMISSION OF JUICE ARONIA MELANOCARPA IMPROVE MEDICAL RESEARCH AND FEELING FOR HALTH IN PATIENTS WITH METABOLIC SYNDROME

*G. Georgiev, M. Boncheva, M. Yordanova*

**0750**

EVALUATION OF THE CHEMICAL QUALITY OF MEAT OF BROILERS FED WITH THE SUPPLEMENT OF NATURE PROPOLIS

*D. Špoljarić, M. Gordan, M. Damir, S. Srećec, L. Kozačinski, M. Popović*

# POSTERS

**0751**

ATTENUATION OF MITOCHONDRIAL DYSFUNCTION IN ROTENONE MODEL OF PARKINSON'S DISEASE BY ANTIARIS AFRICANA  
*O. Ilesanmi, T. Olaleye, C. Akinomladun, A. Akindahunsi*

**0752**

ANTIOXIDANT PROPERTIES OF ETHANOLIC EXTRACT OF ACORUS CALAMUS ON LNCAP HUMAN PROSTATE CARCINOMA CELL LINE  
*G. Kuş, H. Koca, S. Kabadere, T. Köken*

**0753**

ANTIGENOTOXIC AND ANTIPROLIFERATIVE POTENTIAL OF NEWLY DERIVATIZED COMPOUND NARINGENIN-OXIME  
*A. Kocyigit, I. Koyuncu, A. Taskin, M. Dikilitas, B. Turkkan*

**0754**

APOPTOTIC AND ANTI-ANGIOGENIC EFFECTS OF APIUM GRAVEOLENS WHOLE PLANT EXTRACT ON LNCAP HUMAN PROSTATE CANCER CELL LINE  
*N. Erkasap, M. Özkurt, T. Köken, H. Koca*

**0755**

IN VITRO ANTIOXIDANT AND ANTIGENOTOXIC POTENTIALS OF NARINGENIN AND NEWLY DERIVATIZED COMPOUND NARINGENIN-OXIME  
*A. Kocyigit, I. Koyuncu, A. Taskin, M. Dikilitas, B. Turkkan*

**0756**

HEPATOPROTECTIVE EFFECTS OF HYDROALCOHOLIC EXTRACT OF ALLIUM HIRTIFOLIUM (PERSIAN SHALLOT) IN DIABETIC RATS  
*M. Mahmoodi, S. Hosseini-Zijoud, J. Hosseini, M. Hajizadeh, M. Mirzaei*

**0757**

EVALUATION OF THE CHEMICAL QUALITY OF MEAT OF BROILERS FED WITH THE SUPPLEMENT OF NATURE PROPOLIS  
*G. Mršić, Š. Daniel, M. Damir, S. Srećec, K. Lidija, M. Živković, M. Popović*

**0758**

EFFECT OF FENUGREEK (TRIGONELLA FOENUM- GRAECUM) ON ETHYLENE GLYCOL INDUCED KIDNEY STONE IN RATS  
*A. Haval, S. Xebat, S. Mudhir*

**0759**

TOXIC EFFECTS OF RHAMNUS ALATERNUS: A RARE CASE REPORT  
*B. Hassen, C. Nadia, O. Jihene, G. Ines, K. Moez, B. Khaled, N. Mohamed Anouar, B. Ines, M. Wafa, B. Dorra, A. Dorra, G. Hayet, H. Abderrazak*

**0760**

SOME PSYCHOTROPIC EFFECTS OF KOLANUT (COLA NITIDA) IN ADULT WISTAR RATS  
*A. Ogunleye, S. Banjoko, A. Ayoka, O. Babalola*

**0761**

EFFECTS OF AQUEOUS EXTRACT FROM SILYBUM MARIANUM ON ADENOSINE DEAMINASE ACTIVITY IN CANCEROUS AND NONCANCEROUS HUMAN GASTRIC AND COLON TISSUES  
*Ö. Bahadır, E. Kocaoğlu, Z. Durak*

**0762**

ANTINOCICEPTIVE EFFECT OF TRIBULUS TERRESTRIS IN DIABETIC RATS: INVOLVEMENT OF OXIDATIVE STRESS  
*M. Roghani, A. Azimi*

**0763**

EFFECT OF PHYLLANTHUS AMARUS EXTRACT ON ANTI-OXIDATIVE STRESS AND LIPID METABOLISM GENE EXPRESSION IN HEPG2 CELLS  
*W. Sangkitikomol, A. Rocejanasaroj, T. Tencommao*

**0764**

ADMISSION OF JUICE ARONIA MELANOCARPA IMPROVE PLASMA LEVELS OF ADIPOCYTE HORMONES RESISTIN, LEPTIN AND ADIPONECTIN AND FEELING FOR HEALTH IN PATIENTS WITH HIGH BMI  
*T. Turnovska, M. Boncheva*

**0765**

NATURALLY OCCURRING FLAVONOIDS INHIBIT TRAIL-R1 EXPRESSION ON MACROPHAGES' SURFACE

*M. Warat, Z. Czuba, W. Król*

## INFECTIOUS DISEASE

**0767**

PROGNOSTIC VALUE OF C-REACTIVE PROTEIN, ERYTHROCYTE SEDIMENTATION RATE, RELATIVE PLASMA VISCOSITY AND FIBRINOGEN LEVEL IN THE MANAGEMENT OF PULMONARY TUBERCULOSIS DISEASE

*J. Akpotuzor, E. Akwivu, E. Ekarika*

**0768**

DIAGNOSTIC ACCURACY OF LIPOPOLYSACCHARIDE-BINDING PROTEIN FOR PREDICTING BACTEREMIA IN PATIENTS WITH SYSTEMIC INFLAMMATORY RESPONSE SYNDROME IN THE EMERGENCY DEPARTMENT: COMPARISON WITH PROCALCITONIN

*E. Jiménez Santos, A. Hernando Holgado, L. García de Guadiana Romualdo, Á. de Béjar Almira, R. Carbonell Muñoz, J. Pedregosa Díaz, M. Viqueira González, E. Martín García, M. González Morales, M. Albaladejo Otón*

**0769**

CELLULAR CHANGES SUGGESTIVE OF VIRAL INFECTION AND PRESENCE OF HUMAN PAPILLOMAVIRUS IN PENILE LESIONS: CROSS-SECTIONAL, LABORATORY INFORMATION MANAGEMENT SYSTEM-BASED STUDY

*T. Santa Rita, C. Araújo, L. Velasco, R. Jácomo, L. Abdalla, S. Costa, G. Barra*

**0770**

PHOTODYNAMIC INACTIVATION OF HELICOBACTER PYLORI – IN-VITRO STUDIES OF DIFFERENT IRRADIATIONS CONDITIONS INDUCING AN EFFICIENT ELIMINATION RATE

*M. Christina, S. Carol, F. Hans-Jochen, H. Dirk, B. Ina, K. Christian, S. Axel*

**0771**

HIF-1 LEVELS IN ANAEROBIC MACROPHAGES

*H. Aydın, T. Tunç, F. Kukul Guven, M. Sefikoğulları, . Celik, Z. Sumer*

**0772**

PROADRENOMEDULLIN: AN EFFECTIVE PROGNOSTIC BIOMARKER IN SEPTIC PATIENTS

*M. Cortés, M. Mayor, Á. García-Torre, I. Castro-Vega, A. Enguix-Armada*

**0773**

PROTOZOAN RESISTANCE ABILITY AGAINST DETOXIFICATION AND OXIDATIVE STRESS

*H. Aydın, V. Çelik, Z. Sümer, S. Bakır, S. Kapancık*

**0774**

EFFECTS OF KMU-TS ON THE OXIDATIVE STRESS AND AUTOPHAGY IN RAW264.7 CELLS INDUCED BY LIPOPOLYSACCHARIDE

*H. Chang, L. Tsai*

**0775**

RATIONAL APPLICATION OF ADENOSINE DEAMINASE ACTIVITY IN CEREBROSPINAL FLUID FOR THE DIAGNOSIS OF TUBERCULOUS MENINGITIS

*N. Coronado-Álvarez, V. Ramos, L. Papay-Ramírez, C. Dueñas, D. Vinuesa, T. De Haro-Muñoz, J. Hernández-Quero*

**0776**

ESCHERICHIA COLI AND KLEBSIELLA PNEUMONIAE ISOLATES PRODUCERS OF EXTENDED SPECTRUM B-LACTAMASES WITHIN TWO TIME LAPSSES IN 2012 AND 2013

*L. Del Giga Aguirre, S. García Muñoz, M. Extremera García, E. García Moreno, W. Sánchez-Yebra Romera, M. Martínez Lirola, M. Fernández Sanfrancisco, I. Reche Molina, A. Reyes Bertos, M. Morales Torres*

**0777**

SERUM IRON PARAMETERS IN PATIENTS WITH CHRONIC LIVER DISEASES

*R. Dunjic*

# POSTERS

**0778**

C-REACTIVE PROTEIN, PROCALCITONIN, LACTATE AND SCORE APACHE II IN SEPTIC PATIENTS' PROGNOSIS

*A. Enguix, R. Escobar-Conesa, A. Garcia-De La Torre, M. De la Torre-Prados, L. García-Menéndez*

**0780**

PREDICTION OF RENAL OUTCOMES IN SHIGA-TOXIN INDUCED HAEMOLYTIC UREMIC SYNDROME: ANALYSIS OF PLASMA-NGAL LEVELS PRIOR TO INITIATION OF PLASMA-EXCHANGE THERAPY

*V. Busch, J. Nofer, M. Fobker*

**0781**

HOW TO ESTABLISH THE GREY ZONE FOR SEROLOGICAL BLOOD SCREENING ASSAYS

*C. Galli, G. Carbone, A. Ursitti, N. Gagliardi, M. Visca, S. Romano, R. Longo, R. Italiano, A. Canali, S. Lauri, A. Spanò, R. Serafini*

**0782**

VALUE OF PROCALCITONIN FOR PREDICTING OF BACTEREMIA IN CANCER PATIENTS WITH FEVER

*Á. de Béjar Almira, J. Pedregosa, L. García de Guadiana Romualdo, A. Hernando Holgado, E. Jiménez Santos, R. Carbonell Muñoz, M. Viqueira González, I. Español Morales, P. Cerezuela Fuentes, A. Juan, A. María Dolores*

**0783**

PREVALENCE STUDY OF HEPATITIS B ATYPICAL SEROLOGICAL PROFILES IN OUR HOSPITAL

*S. García Muñoz, L. Del Gígia Aguirre, E. García Moreno, M. Extremera García, M. Fernández San Francisco, E. Puga Villaverde, W. Sánchez-Yebra Romera*

**0784**

THE RELATIONSHIP OF SERUM FERRITIN, HEPICIDIN, TRANSFERRIN AND TRANSFERRIN RECEPTORS WITH CYTOKINE LEVELS IN PATIENTS CHRONIC HEPATITIS C

*İ. Geyikli Çimenci, A. Özbay, M. Namiduru, E. Namiduru*

**0785**

DUPLICATE RETESTING OF INITIALLY REACTIVE AND BORDERLINE ANTI-HCV SAMPLES: A USEFUL PRACTICE?

*R. Hawkins*

**0786**

VALUE OF LIPOPOLYSACCHARIDE BINDING PROTEIN FOR DIAGNOSING LATE-ONSET NEONATAL SEPSIS IN VERY LOW BIRTH WEIGHT NEWBORNS

*A. Hernando Holgado, L. García de Guadiana Romualdo, J. Leante Castellanos, E. Jiménez Santos, C. Fuentes Gutiérrez, A. García González, J. González Rodríguez, M. Albaladejo Otón*

**0787**

A LOOK AT INDETERMINATE HIV RESULTS AT A PRIVATE HOSPITAL IN NAIROBI

*A. Kanyua, . Omuse, R. Adam*

**0788**

EFFECTS OF TLR-2 POLYMORPHISMS ON SEPSIS

*E. Karagedik, N. Atalan, O. Timirci-Kahraman, L. Acar, S. Tunoglu, B. Celikel, T. Isbir, A. Ergen*

**0789**

SERUM ADA IN DIAGNOSIS OF SPUTUM NEGATIVE PULMONARY/EXTRA-PULMONARY TUBERCULOSIS

*J. Kaur, P. Chikka honnaiah, R. Katyal, D. Aggarwal, H. Kaur, H. Kaur*

**0790**

ELEVATED PROCALCITONIN PREDICTS GRAM-NEGATIVE SEPSIS IN BURN PATIENTS

*J. Khira, K. Bousselmi, T. Lamia*

**0791**

SIGNIFICANCE OF LDH (LACTATDEHYDROGENASIS) DETERMINATION IN CEREBROSPINAL FLUID (CSF) IN THE EARLY DIFFERENTIAL DIAGNOSIS OF ACUTE BACTERIAL MENINGITIS FROM THE TUBERCULAR ONE

*M. Kokici, E. Kone, N. Marku, K. Shkurti, E. Petrela, T. Dedej, E. Lamaj, D. Kraja*



**0792**

THE USEFULNESS OF QUANTIFERON TB GOLD TEST IN DIAGNOSTICS OF LATENT AND ACTIVE TUBERCULOSIS IN CHILDREN

*I. Kotuła, A. Markowska-Fal, O. Ciepiela, U. Demkow*

**0793**

COMPARISON OF SERUM SE, PCT, CRP AND PRESEPSIN IN SEPTIC PATIENTS

*L. Krnjak, Z. Slejkovec, I. Falnoga, J. Osredkar*

**0794**

ANTISTREPTOLYSIN O (ASO) ASSAY FOR THERMO SCIENTIFIC INDIKO AND INDIKO PLUS CLINICAL CHEMISTRY ANALYZERS

*S. Riistama-Laari, K. Kurki, S. Tikanoja, H. Lampinen*

**0795**

MONOCLONAL AND OLIGOCLONAL PATTERNS IN SERUM PROTEIN ELECTROPHORESIS OF HIV PATIENTS IN CROATIA

*R. Laskaj, S. Marevic, B. Sokolic, J. Begovac*

**0796**

SERUM PROCALCITONIN LEVELS IN PATIENT WITH NORMAL AND HIGH WBC COUNT

*M. Keles, H. Aksoy, A. Lazoglu Ozkaya, E. Laloglu*

**0798**

IMMUNITY TO POLIOVIRUS SEROTYPES IN CHILDREN POPULATION OF SELECTED COMMUNITIES IN SOUTH-WEST, NIGERIA

*J. Adeniji, F. Osundare, O. Adewumi, A. Onoja, A. Fagbami*

**0799**

PLASMA PROCALCITONIN AND THE C-REACTIVE PROTEIN LEVELS AT CHILDREN WITH BACTERIAL PNEUMONIA AND PURULENT MENINGITIS

*Z. Baruti, L. Begolli, H. Paçarizi, V. Topçiu, B. Zhubi, N. Budima, G. Begolli*

**0800**

SOLUBLE CD14-SUBTYPE INCREASES IN SEPTIC PEDIATRIC PATIENTS, A PILOT STUDY

*S. Kimura, H. Yamaguchi, H. Oto, M. Inoue, S. Kitazawa, S. Fukuoka, Y. Umeda*

**0801**

EVALUATION OF LECTIN AND CLASSICAL PATHWAY IN CHILDREN WITH CRIMEAN-CONGO HEMORRHAGIC FEVER

*E. Sancakdar, A. Sami Güven, E. Uysal, A. Kaya, D. Oğuz Acubucu, K. Deveci*

**0802**

PLACE OF PROCALCITONIN AMONG BIOLOGICAL MARKERS OF BACTERIAL INFECTION IN PATIENTS HOSPITALIZED IN INTENSIVE CARE OF THE MILITARY HOSPITAL MOHAMED V, RABAT, MOROCCO. A RETROSPECTIVE STUDY OF 75 CASES

*B. Sanae, D. Abdellah, E. Samira, N. Gilbert, O. Zohra*

**0803**

THE ROLE OF ANGIOPOIETIN-2 AND TYROSINE KINASE RECEPTOR-2 IN PATHOGENESIS OF CCHF

*E. Sancakdar, E. Uysal, A. Sami Güven, K. Deveci, M. Seker, N. Tuzcu*

**0804**

COMPARISON OF FIVE TREPONEMA PALLIDUM SPECIFIC TEST SYSTEMS

*M. Sepp, E. Sala, I. Rinne*

**0805**

DETECTION OF HEPATITIS C IN SERUM USING ANTI HCV AND HCV AG

*N. Serdarevic*

**0807**

INVESTIGATION OF ACTIVITY OF FOSFOMYCIN TROMETAMOL IN-VITRO IN COMMUNITY-ACQUIRED URINARY TRACT INFECTIONS

*S. Durmaz, T. Toka Özer, Çelik, E. Yula*

# POSTERS

**0808**

ROLE OF SOLUBLE CD14-SUBTYPE (PRESEPSIN) IN DIAGNOSIS OF LATE NEONATAL SEPSIS

*S. Topcuoglu, C. Arslanbuga, T. Gursoy, A. Aktas, F. Ovali, G. Karatekin, R. Uluhan*

**0809**

SERUM TOTAL CALCIUM AND IONIZED CALCIUM IN HIV POSITIVE PATIENTS IN CALABAR, NIGERIA

*C. Usoro, D. Adediwura, I. Bassey*

## INFLAMMATION

**0810**

THE C- REACTIVE PROTEIN AND CARDIOVASCULAR RISK IN RHEUMATOID ARTHRITIS

*T. Emna, H. Sana, E. Mohamed, Z. Lilia, Z. Leith, A. Jaouida, B. Ahlem*

**0811**

SERUM YKL-40 LEVELS IN BEHÇET DISEASE

*H. Bilen, K. Altinkaynak, E. Sebin, H. Aksoy, F. Akcay*

**0812**

PROTECTIVE EFFECT OF SAINT JOHN'S WORT AGAINST HEPATIC ISCHEMIA/REPERFUSION INJURY IN RATS

*B. Soyulu, A. Sehirli, A. Velioglu-Ogunc, S. Atalay, A. Aykac*

**0813**

ASSESSMENT OF ACTIVITY IN INFLAMMATORY BOWEL DISEASE USING TWO METHODS OF QUANTIFICATION OF FECAL CALPROTECTIN

*J. Alves, M. Beja Manaças, S. Fernandes, P. Sousa, M. Moura, L. Correia, H. Proença, J. Velosa*

**0814**

RELATIONSHIP BETWEEN METHOTREXATE, HOMOCYSTEINE, FOLATE AND VITAMIN B12 IN TUNISIAN PATIENTS WITH RHEUMATOID ARTHRITIS

*M. Ben Hadj Mohamed, S. Khelil, M. Ben Dbibis, E. Bouajina, S. Ferchichi, A. Miled*

**0815**

MATERNAL PRESEPSIN IN THE EARLY MISCARRIAGES AND PRETERM DELIVERIES

*H. Brodská, K. Pelinková, K. Malíčková, M. Koucký, A. Pařízek, Z. Hájek, T. Zima*

**0816**

RESVERATROL, THYMOQUINONE AND CAFFEIC ACID PHENETHYL ESTER INHIBIT PSEUDOMONAS AERUGINOSA LIPOPOLYSACCHARIDE-INDUCED INFLAMMATION AND CELL DEATH IN HUMAN ALVEOLAR EPITHELIAL A549 CELLS

*S. Celik, A. Ozyurek, R. Kesli, S. Ulasli, E. Gunay, M. Unlu*

**0817**

FETUIN-A LEVELS IN OBSTRUCTIVE SLEEP APNEA SYNDROME

*A. Cort, S. Ozben, N. Huseyinoglu, F. Hanikoglu, S. Ozdem, T. Ozben*

**0818**

THE RELATIONSHIP BETWEEN NEUTROPHIL/LYMPHOCYTE, PLATELET/LYMPHOCYTE RATIOS AND MALONDIALDEHYDE, NITRIC OXIDE AND SUPEROXIDE DISMUTASE LEVELS IN CROHN DISEASE

*C. Eraldemir, M. Musul, H. Kir, D. Ozsoy, E. Duman*

**0819**

THE RELATIONSHIP BETWEEN TUMOR NECROSIS FACTOR-ALPHA (TNF-ALPHA) IN SERUM AND BRONCHOALVEOLAR LAVAGE FLUID (BALF) AND DIFFUSING CAPACITY OF THE LUNG FOR CARBON MONOXIDE (DLCO) IN PATIENTS WITH CHRONIC OBSTRUCTIVE PULMONARY DISEASE (COPD)

*M. Fijacko, V. Fijacko, B. Dobrosevic, T. Bacun, A. Vcev, V. Seric*

**0820**

HELICOBACTER PYLORI AND CHRONIC URTICARIA

*M. Grozdovska-Naumoska, S. Kuzmanovska, J. Mecevska-Jovcevska, S. Biljali, E. Petrovska*

**0821**

INCREASED SERUM PROLIDASE ENZYME ACTIVITIES IN PATIENTS WITH IDIOPATHIC PULMONARY FIBROSIS

*M. Gultepe, T. Muftuoglu, O. Ipcioglu, T. Ursavas, O. Okutan, O. Ozcan*

**0822**

THE PLATELET INDICES IN PATIENTS WITH ACUTE APPENDICITIS

*Y. Yilmaz, F. Kara, M. Gümüşdere*

**0823**

ACTIVITY OF LACTATE DEHYDROGENASE IN TREATING SOFT TISSUE CRYOLESION WITH BIOGENIC STIMULATORS

*I. Iefimova, I. Ishchenko, G. Kovalov, B. Sandomirsky*

**0824**

INCREASED CYTOKINE LEVELS IN COPD EXACERBATION

*B. Isik, M. Batur, R. Isik*

**0825**

SERIAL CHANGES IN SERUM PROCALCITONIN, INTERLEUKIN-6, AND C-REACTIVE PROTEIN LEVELS ACCORDING TO NON-SPECIFIC SURGICAL STIMULATION

*K. Jun, J. Lee, S. Song, S. Oh*

**0826**

CHANGES IN BRAIN NEUROPEPTIDES U AND S, AND THEIR RECEPTOR EXPRESSION FOLLOWING TRAUMATIC BRAIN INJURY ACROSS THE ESTROUS CYCLE

*M. Khaksari Haddad, F. Maagol, G. Asadikeram*

**0827**

NEUTROPHIL-LYMPHOCYTE AND PLATELET-LYMPHOCYTE RATIOS, MDA, NO AND SOD LEVELS IN ULCERATIVE COLITIS ; IS THERE ANY RELATIONSHIP?

*C. Eraldemir, H. Kir, D. Ozsoy, E. Duman, M. Musul, M. Cekmen, S. Kuskay, S. Hulagu*

**0828**

STUDY ON REGIONAL DIFFERENCES IN THE UTILIZATION OF CLASSICAL ACUTE PHASE REACTANTS LABORATORY IN PRIMARY CARE IN SPAIN

*M. López-Hoyos, M. Lopez-Garrigos, L. Rabadan, M. Calvo, M. Andrade-Olivie, M. Gallego-Ramirez, M. Poncela-Garcia, M. Baz, M. Martinez-Llopis, M. Avello-Lopez, M. Llovet-Lombarte, M. Lorenzo-Lozano, M. Zaro, M. Lopez-Yepes, M. Ortuño, M. Graells, M. Salinas*

**0829**

SELENIUM IMPACTS ON INFLAMMATORY MARKERS IN PATIENTS WITH B-CELL NON-HODGKIN LYMPHOMA

*Z. Meriem Rabia, A. Mourad, Z. Touria*

**0830**

DETERMINATION OF ERYTHROCYTES SEDIMENTATION (ESR): COMPARISON ALIFAX TEST1 METHODS AND BD TUBE ESR SYSTEM ON SAMPLES OF PATIENTS IN THE PRIMARY HEALTH CENTRE SAVSKI VENAC (BELGRADE)

*J. Mitrovic, V. Milatovic Jezdic*

**0831**

REGULATORY AND PRO-INFLAMMATORY CYTOKINES IN RENAL TRANSPLANTED PATIENTS ACCORDING CREATININE PLASMA LEVELS

*A. Mota, K. Borges, A. Teixeira-Carvalho, O. Martins-Filho, M. Carvalho, L. Dusse*

**0832**

EVALUATION OF SERUM APELIN AND VISFATIN LEVELS IN PATIENTS WITH SICKLE CELL ANEMIA

*S. Motor, O. Ozcan, O. Ozturk, Z. Yonden, A. Apaydin, A. Gürpınar*

**0833**

STUDY OF THE HIGH-SENSITIVITY C-REACTIVE PROTEIN AND A1-ANTITRYPSIN (AAT) IN TUNISIAN CHRONIC OBSTRUCTIVE PULMONARY DISEASE PATIENTS

*G. Narjes, C. Henda, H. Rabaa, M. Wided, F. Salima, M. Abdelhedi*

# POSTERS

**0834**

INVESTIGATION OF ERYTHROCYTE MEMBRANE  $\Omega$ -6 /  $\Omega$ -3 RATIO AND ITS RELATIONSHIP WITH DISEASE ACTIVITY IN PATIENTS WITH PSORIASIS  
*S. Ozer Yaman, A. Orem, F. Yucesan Balaban, S. Bahadir, S. Yayli*

**0835**

COMPARISON OF TOTAL LEUKOCYTE CELL COUNT AND DIFFERENTIAL IN SYNOVIAL FLUID COLLECTED IN EDTA TUBES AND HEPARIN TUBES IN PATIENTS WITH INFLAMMATORY ARTHRITIS  
*O. Portakal, U. Kalyoncu, L. Kiliç, F. Akbıyık*

**0836**

EFFECT OF TREATMENT ON MARKERS OF OXIDATIVE STRESS AND SYSTEMIC INFLAMMATION IN PATIENTS WITH PSORIASIS VULGARIS  
*M. Rajappa, R. Shanmugam, M. Munisamy, K. Rajendiran, L. Chandrashekar, D. Thappa*

**0837**

RELATION BETWEEN THE NEW ANTHROPOMETRIC OBESITY PARAMETERS AND INFLAMMATORY MARKERS IN HEALTHY ADULT MEN  
*E. Saricicek, V. Saricicek, A. Celik, E. Sahin, G. Ozdemir, M. Kilinc*

**0838**

SPIRONOLACTONE PROTECTS AGAINST MESENTERIC ISCHEMIA/REPERFUSION INJURY IN RATS  
*C. Akyuz, O. Uzun, A. Sehirli, A. Velioglu-Ogunc, A. Aykac*

**0839**

DEVELOPMENT OF A NEW IMMUNOASSAY FOR THE ACCURATE DETERMINATION OF ANTI-INFLIXIMAB ANTIBODIES IN INFLAMMATORY BOWEL DISEASE  
*J. Semmler, A. Pilch, F. Armbruster, A. Dignass, J. Stein*

**0840**

INFLAMMATORY MARKERS IN PATIENTS WITH PERIODONTAL DISEASE AND ACUTE MYOCARDIAL INFARCTION  
*Z. Sllamnıku Dalipi, L. Begolli, F. Dragidella, M. Disha, G. Begolli, K. Meqa*

**0841**

LOW GRADE INFLAMMATION INFLUENCES HEPICIDIN EXPRESSION IN STABLE COPD PATIENTS  
*L. Tandara, S. Ilza, N. Bilopavlovic, K. Cepic, T. Zanic-Grubisic, S. Kotarac, Z. Jurisic*

**0842**

CHANGES OF ACUTE PHASE PROTEIN LEVELS IN PATIENTS DIAGNOSED WITH GLIOBLASTOMA MULTIFORME  
*M. Koc, M. Gurbilek, C. Cetinkaya*

**0843**

EFFECTS OF THE INFLAMMATORY RESPONSE ON SERUM OMENTIN LEVELS IN EARLY ACUTE AND CHRONIC PANCREATITIS  
*M. Sit, G. Aktas, E. Yilmaz, A. Alcelik, E. Terzi, M. Tosun*

**0844**

AN ETHYL ACETATE FRACTION OF MORINGA OLEIFERA LAM. INHIBITS HUMAN MACROPHAGE CYTOKINE PRODUCTION INDUCED BY CIGARETTE SMOKE  
*K. Usuwanthim, N. Kooltheat, R. Pankla Sranujit, P. Chumark, P. Potup*

**0845**

EFFECTS OF WHEY PROTEINS ON LIVER FUNCTIONS AND INFLAMMATORY CYTOKINES, IN ETHANOL INDUCED GASTRIC ULCER MODEL IN RATS  
*A. Velioglu Ogunc, O. Sehirli, G. Topcu, H. Sahin*

**0846**

INFLAMMATORY FACTOR TNF-A PROMOTES LUNG CANCER DEVELOPMENT THROUGH WNT/B-CATENIN SIGNALING IN MOUSE  
*H. Wan, D. Li, W. Quan, J. Wu, Y. Yao*

## INHERITED DISORDERS

**0847**

REPORT OF REGIONAL PILOT STUDY OF  
NEWBORN SCREENING FOR CYSTIC FIBROSIS IN  
CROATIA

*M. Aralica, A. Ovuka, J. Matica, B. Peter, I.  
Karavida, S. Banac*

**0848**

GENE MUTATION ANALYSIS IN PATIENTS WITH  
METACHROMATIC LEUKODYSTROPHY IN THE  
KOREAN POPULATION

*M. Han, S. Jun, M. Seong, S. Park, S. Song, J.  
Song*

**0849**

GULHANE PORPHYRIA LABORATORY: 20 YEARS  
EXPERIENCE (1994-2014)

*I. Kurt, M. Uyanik, E. Sertoglu, S. Tapan*

**0850**

COMPARISON OF ENZYME KINETICS IN SUBJECTS  
WITH G6PD ACTIVITY BELOW THE REFERENCE  
VALUES

*B. Sanna, E. Yenilmez, A. Tuli*

**0851**

THE COMPULSORY MILITARY DUTY IN TURKEY  
PROVIDES AN OPPORTUNITY TO DETECT  
CUTANEOUS PORPHYRIAS IN MALE ADULTS

*I. Kurt, M. Uyanik, E. Sertoglu, S. Tapan*

**0852**

A FALL THAT LED TO AN IMPORTANT DIAGNOSIS

*L. Mubaiwa, M. Turzyniecka*

**0853**

THE INVESTIGATION OF RELATIONSHIP  
BETWEEN SERUM PEDF LEVEL AND HSCRP IN  
PATIENT WITH HOMOZYGOUS HBSS SICKLE CELL  
ANEMIA

*R. Yuksel, S. Motor, E. Yengil, I. Ustun, C. Gokce*

## ISO 15189 AND ACCREDITATION IN LABORATORY MEDICINE

**0854**

THE VERIFICATION OF TNI-ULTRA ON THE ADVIA  
CENTAUR CP SYSTEM IN ROUTINE LABORATORY

*F. Ince, N. Simsek, S. Aksun, R. Avci, F. Ustuner*

**0855**

IMPROVING LABORATORY ANALYTIC  
PERFORMANCE THROUGH EXTERNAL QUALITY  
ASSESSMENT PROGRAMS: ONE YEAR REVIEW IN  
A TEACHING HOSPITAL

*D. Maina*

**0856**

AUDITING THE PREANALYTICAL PHASE:  
EVALUATION OF HEMOLYSIS IN SAMPLES  
DRAWN BY HOSPITAL VERSUS LABORATORY  
STAFF

*S. Perkov, Z. Flegar-Meštrić, Z. Šiftar*

**0857**

ISO 15189 LABORATORY ACCREDITATION AT  
UNIVERSITY MALAYA MEDICAL CENTRE (UMMC),  
MALAYSIA

*T. Thevarajah*

**0858**

QUALITY MANAGEMENT SYSTEM AND  
ACCREDITATION PROCESS OF THE BIOCHEMICAL  
ANALYSES LABORATORY

*K. Tosheska-Trajkovska, S. Cekovska, I. Kostovska,  
G. Bosilkova, N. Toseska-Spasova, S. Alabakovska*

**0859**

CALCULATION OF UNCERTAINTY FOR  
HEMOGLOBIN: MAY IT AFFECT THE DIAGNOSIS  
OF ANEMIA ON PREGNANT WOMEN

*N. UĞUZ*

# POSTERS

## KIDNEY DISEASE

**0860**

HIGHLY ACTIVE ANTIRETROVIRAL THERAPY-INDUCED HYPERPHOSPHATAEMIA IN ANTIRETROVIRAL-NAIVE NIGERIAN HIV/AIDS PATIENTS

*A. Ajose, T. Adedeji, S. Adebisi, A. Akande, N. Adedeji, S. Biliaminu, B. Okesina*

**0861**

ASSOCIATION OF OXIDATIVE STRESS AND CARDIOVASCULAR RISK IN HEMODIALYSIS PATIENTS : ROLE OF FERRITIN

*G. Adel, D. Aoulia, B. Ahmed Aimen , Y. Amina , M. Faiza, B. Mehdi*

**0862**

EVALUATION BETWEEN ENZYMATIC AND JAFFE CREATININE ASSAYS FOR ESTIMATION OF GLOMERULAR FILTRATION RATE BY THE CKD-EPI EQUATION IN RENAL TRANSPLANT RECIPIENTS

*F. Davran, V. Yilmaz, I. Ozen Kucukcetin , G. Suleymanlar , H. Akbas*

**0863**

β-TRACE PROTEIN AS MARKER FOR GFR IN RENAL TRANSPLANT RECIPIENTS

*S. Atef*

**0864**

URINARY NEUTROPHIL GELATINASE-ASSOCIATED LIPOCALIN AND INTERLEUKIN-18: EARLY BIOMARKERS OF ACUTE KIDNEY INJURY FOLLOWING CORONARY ARTERY BYPASS GRAFT

*N. Barghash, A. Obeid, A. Ramadan, W. El-Delgawi, H. Mannaa*

**0865**

COMPARISON OF UF-100I AND SEDIMAX WITH MANUAL MICROSCOPY

*H. Claerhout, B. Meijers, M. Schetz, S. Pauwels, J. Billen*

**0866**

URISED AS AN ALTERNATIVE TO PHASE-CONTRAST MICROSCOPY IN THE DIFFERENTIATION BETWEEN GLOMERULAR AND NON-GLOMERULAR HEMATURIA

*P. Bottini, B. Andreguetto, K. Krempser, J. Lauand, C. Garlipp*

**0867**

RELATIONSHIPS BETWEEN SINGLE NUCLEOTIDE POLYMORPHISMS OF GLUTATHIONE PEROXIDASE AND SUPEROXIDE DISMUTASE AND KIDNEY TRANSPLANTATION

*T. Cvetkovic, T. Jevtovic-Stojmenov, N. Stefanovic, R. Velickovic-Radovanovic, L. Zvezdanovic-Celebic, G. Paunovic, V. Djordjevic*

**0868**

MTHFR C677T AND A1298C GENE POLYMORPHISMS, HYPERHOMOCYSTEINEMIA AND INTIMAL MEDIAL THICKNESS AS RISK FACTORS OF END STAGE RENAL DISEASE IN CHILDREN ON HEMODIALYSIS

*A. Dalia, F.E. Manal, E. Rasha, H. Rania*

**0869**

EFFECTS OF VITAMIN D3 SUPPLEMENTATION ON HYPERTENSION-INDUCED RENAL DAMAGE AND BLOOD PRESSURE IN SPONTANEOUSLY HYPERTENSIVE RATS

*M. Dallatu, B. Dickson*

**0870**

CYSTATIN C AND BETA 2-MICROGLOBULIN AS BIOMARKERS OF DIABETIC RENAL DISEASE

*G. Dayrit, R. W. Lo, MD, S. Lumanga, RMT, MSMT, M. Rodriguez*

**0871**

CAN SERUM CYSTATINE C BE A USEFUL SCREENING MARKER OF NEPHROPATHY IN PATIENTS WITH TYPE 2 DIABETES?

*T. Dedej-Kurti, N. Pasko, N. Marku, A. Strakosha, E. Lamaj, M. Kokic, P. Daja, F. Toti*

**0872**

URINARY NEUTROPHIL GELATINASE-ASSOCIATED LIPOCALIN (NGAL) AS EARLY MARKER OF DELAYED GRAFT FUNCTION IN KIDNEY TRANSPLANTED PATIENTS

*A. Dello Russo, M. Gelzo, L. Russo, S. Clericuzio, P. Napolitano, S. Federico, D. Russo, G. Corso*

**0873**

ROLE OF REFERENCE CHANGE VALUE OF SERUM CREATININE IN EARLY DETECTION OF ACUTE KIDNEY INJURY

*S. Caria, G. Serra, G. Demuro, F. Ronchi*

**0874**

SERUM RESISTIN LEVELS ARE INDEPENDENTLY ASSOCIATED WITH ALL-CAUSE AND CARDIOVASCULAR MORTALITY IN ELDERLY NON DIABETIC PATIENTS WITH CHRONIC KIDNEY DISEASE

*A. Marouga, C. Kroupis, K. Dimas, M. Dalamaga, M. Lagiou, D. Vlahakos*

**0875**

HYPERHOMOCYSTEINEMIA IN END STAGE RENAL DISEASE

*N. Einollahi, S. Gerayesh nejad, M. Babaei, N. Dashti*

**0876**

IS THERE A LINK BETWEEN VITAMIN D AND URIC ACID?

*A. Ereğ Toprak, M. Takır, Ö. Elçioğlu, A. Bakan, O. Köstek, Ö. Telci Çakılı, A. Özkök, A. Oral, K. Bahat Aydın, A. Odabaşı, S. Dürüyen, İ. Duran, M. Kanbay*

**0877**

COMPARISON OF GLOMERULAR FILTRATION RATE IN A SPANISH GENERAL POPULATION USING CKD-EPI AND MDRD STUDY EQUATIONS

*E. Fernandez Rodriguez, S. Garcia Alonso, E. Fernandez Garcia, A. Fernandez Garcia*

**0878**

DETERMINATION OF HSP70 AND TWEAK LEVELS IN PATIENTS WHICH HEMODIALYSIS IN TREATMENT DUE TO CHRONIC RENAL FAILURE

*M. Geldi, E. Avci, E. Çakır, C. Bilgi*

**0879**

URINE NGAL SHOWS THE DEGREE OF RENAL TUBULAR DAMAGE AT LITHOTRIPSY

*A. Gilmanov, A. Alekseev, R. Gatiatullina, I. Rakipov*

**0880**

RATE OF ACCUMULATION OF ADVANCED GLYCATION END-PRODUCTS: REPEATED SKIN BIOPSIES AND SKIN AUTOFLUORESCENCE MEASUREMENTS IN DIABETIC HEMODIALYSIS PATIENTS

*T. Gruev, S. Arsov, A. Shikole, G. Nikolov*

**0881**

EARLY DETECTION OF RENAL DAMAGE BY RANDOM URINARY ALBUMIN TO CREATININE RATIO

*R. Hasanato*

**0882**

B2-MICROGLOBULIN AS CARDIOVASCULAR RISK PREDICTOR IN HEMODIALYSIS PATIENTS

*V. Topçiu, L. Begolli, Z. Baruti, V. Haxhibeqiri, I. Islami, A. Muçolli, M. Raci-Qyqalla, G. Begolli, X. Haxhidema, M. Gashi, A. Ahmeti*

**0883**

NGAL AS DIAGNOSTIC MARKER OF ACUTE KIDNEY INJURY AFTER CARDIAC SURGERY

*A. Jerin, J. Kalisnik, N. Snoj, M. Skitek*

**0884**

ENZYMATIC V JAFFE CREATININE – COMPARISON OF OVER 10,000 SAMPLES

*M. Roser, G. Jones*

# POSTERS

**0885**

UNDERSTANDING BONE MINERAL DISEASE IN CHRONIC KIDNEY DISEASE

*S. Kamatham, R. Chakravarthi, H. Syed, M. Behera VLN, K. Azmathullah, S. Gorji, M. TT, J. Ajmal, P. Suryadeep*

**0886**

THE ASSOCIATION OF SERUM FREE LIGHT CHAIN LEVELS WITH MARKERS OF RENAL FUNCTION

*B. Karatoy Erdem, F. Davran, V. Yilmaz, H. Akbaş*

**0887**

DOES THE KIDNEY INJURY MOLECULE-1 PREDICT CISPLATIN-INDUCED KIDNEY INJURY IN EARLY STAGE?

*B. Kin Tekce, U. Uyeturk, H. Tekce, U. Uyeturk, G. Aktas, A. Akkaya*

**0888**

DETERMINATION OF DEFORMATION PROPERTIES OF ERYTHROCYTES IN PATIENTS WITH END-STAGE RENAL FAILURE

*Y. Kolesnikova, L. Muravlyova, V. Molotov-Luchanskiy, D. Klyuyev, L. Demidchik*

**0889**

ANEMIA AND ANYSOCYTOSIS IN PATIENTS ON CHEMODIALYSIS

*N. Kostic*

**0890**

MALONDIALDEHYDE, GLUTATHIONE PEROXIDASE, NITRIC OXIDE, SUPEROXIDE DISMUTASE, BRAIN DERIVED NEUROTROPHIC FACTOR LEVELS IN WITH AND WITHOUT DEPRESSION PATIENTS TREATED WITH CONTINUOUS AMBULATORY PERITONEAL DIALYSIS

*C. Eraldemir, S. Gokcay, D. Ozsoy, A. Batman, T. Kum*

**0891**

EPIDERMAL GROWTH FACTOR (EGF), AN EARLY BIOMARKER OF CHRONIC KIDNEY DISEASE

*M. Summers, E. Healy, C. Richardson, J. Lamont, R. McConnell, S. FitzGerald*

**0892**

CAN THE CYSTATIN C BE A CONTROL MARKER IN HEAMODIALYSIS?

*A. Gouri, N. Gammoudi, K. Soltane, W. Bel Haf Yahia, S. Aloui-Guorcii, S. Ferchichi-Trimech, H. Chehed, A. Miled, F. Lamti*

**0893**

THE CONCENTRATION OF MAGNESIUM IN SERUM IN TACROLIMUS TREATED PATIENTS

*S. Madic, T. Djordjevic, M. Stanojkovic, D. Mitic, J. Kundalic*

**0894**

DISTAL RENAL TUBULAR ACIDOSIS PRIMITIVE: ABOUT A CASE

*Y. Chaabouni, K. Hlel, A. Mlika, K. Mahdouani, K. Mahdouani*

**0895**

APOL1 VARIANTS AND RENAL TRAITS IN MIXED ANCESTRY SOUTH AFRICANS

*K. Masconi, R. Erasmus, A. Kengne, A. Kengne, T. Matsha*

**0896**

LIPID PROFILE IN PATIENTS WITH CHRONIC KIDNEY DISEASE HEMODIALYZED AT THE UNIVERSITY HOSPITAL CENTER FRANTZ FANON, BLIDA, ALGERIA

*S. Meherhera, R. Belouni*

**0897**

ANALYSIS OF CONCORDANCE BETWEEN DIFFERENT FORMULAS FOR ESTIMATING THE FILTRATION RATE GLOMERULAR AND CREATININE CLEARANCE IN 24H-URINE

*J. Merlin, T. Moraes, R. Pecoits-Filho, M. Anghebem-Oliveira*

**0898**

CYSTATIN C AND ALBUMINURIA (A1, A2 AND A3) IN PATIENTS WITH TYPE 2 DIABETES

*R. Mihailov*



**0899**

ELECTRON SPIN RESONANCE SPECTROSCOPY OF SERUM ALBUMIN IS A NOVEL TEST FOR DIAGNOSIS OF THE KIDNEY TRANSPLANT ACUTE REJECTION

*A. Kalachyk, I. Ugolev, T. Zabello, E. Oganova, V. Muravsky*

**0900**

A PRELIMINARY STUDY OF P-CRESOL ELIMINATION IN CHRONIC KIDNEY DISEASE PATIENTS

*I. Ortega, M. Garbiras, F. Illana, J. Herrero, M. Arroyo, M. Torrejón*

**0901**

RELATION OF KLOTHO F352V POLYMORPHISM WITH 1,25 DIHYDROXYVITAMIN D3 LEVELS IN RENAL TRANSPLANTATION PATIENTS

*S. Ozdem, V. Yilmaz, G. Suleymanlar, S. Ozdem, R. Cetinkaya, F. Ersoy*

**0902**

THE COMPARISON BETWEEN CREATININE CLEARANCE AND MDRD & CKD-EPI FORMULA FOR ESTIMATING GLOMERULAR FILTRATION RATE

*S. Ozdemir, G. Ozturk, M. Taslipinar, Z. Yildiz, Z. Ginis, F. Ucar, İ. Temel, G. Erden*

**0903**

RENAL FUNCTION EVALUATION FOR CANCER PATIENTS: COMPARISON OF SERUM CYSTATIN C WITH ESTIMATED GLOMERULAR FILTRATION RATE

*C. Papandreou, N. Benou, N. Courtis, E. Lykoka, K. Piperaki, N. Pringos, A. Garoufali, E. Poulaki*

**0904**

THE CLINICAL IMPORTANCE OF CARDIAC TROPONIN I FROM HIGH-SENSITIVE ASSAY IN KOREAN ASYMPTOMATIC PATIENTS WITH CHRONIC KIDNEY DISEASE

*M. Park, P. Park, Y. Seo, J. Ahn, K. Kim, J. Seo, M. Kim, J. Ji-Hun, W. Jeong*

**0905**

ESTIMATED GLOMERULAR RATE AND CREATININ CLEARANCE-COMPARISON

*M. Perovic*

**0906**

SERUM IMMUNOGLOBULIN FREE LIGHT CHAIN IN PATIENTS WITH PLASMA CELL DYSCRASIAS

*A. Lazzaro, G. Previtali, M. Amadei, M. Donati, M. Frasanni*

**0907**

INCONSISTENCIES IN CYSTATIN C AND CREATININE BASED ASSESSMENT OF GLOMERULAR FILTRATION RATE IN PROBANDS WITHOUT CLINICALLY MANIFEST KIDNEY DISEASE

*O. Rácz, A. Kováčová, E. Ďurovcová, P. Jarčuška, M. Mareková, B. Hubková*

**0908**

IS GLOMERULAR FILTRATION RATE ESTIMATION IN DIABETES INFLUENCED BY CREATININE METHODOLOGY?

*V. Radišić Biljak, S. Božičević, S. Ljubić, M. Prašek, M. Vučić Lovrenčić*

**0909**

12 H VERSUS 24 H CREATININE CLEARANCE IN ADULTS – A COMPARATIVE STUDY

*S. Ray (Pal)*

**0911**

ACUTE KIDNEY INJURY AFTER CARDIAC SURGERY IN ELDERLY PATIENTS: PERFORMANCE OF PLASMAIC NGAL VARIATIONS

*E. Sacchetto, F. Lissonde, D. Ali, A. Reignier, J. Orsonneau, D. Le Carrer, O. Delaroche, J. Hardouin, B. Rozec, E. Bigot-Corbel*

**0912**

VITAMIN D STATUS IN CHILDREN WITH IDIOPATHIC NEPHROTIC SYNDROME-OUR RESULTS

*V. Botzova, P. Jordanova-Laleva, L. Nikolov, C. Petrova, S. Elkina, A. Sabri, N. Balgaranov, G. Petrova*

# POSTERS

**0913**

PREDICTING GLOMERULAR FILTRATION RATE (GFR) IN ELDERLY PATIENTS: EVALUATION OF THE DIFFERENT EQUATIONS

*E. Sacchetto, B. Rozec, A. Reignier, D. Ali, J. Orsonneau, D. Le Carrer, O. Delaroche, J. Hardouin, E. Bigot-Corbel*

**0914**

HLA POLYMORPHISMS IN TUNISIAN PATIENTS WITH CHRONIC GLOMERULONEPHRITIS-ASSOCIATED END-STAGE RENAL DISEASE

*K. Sakly, M. Maatouk, S. Seri, I. Bannour, M. Hammouda, S. Aloui, F. Haouala, H. Skhiri, M. Fadli, M. El May, N. Sakly*

**0915**

CORRELATION BETWEEN CREATININE CLEARANCE AND MDRD-4 FORMULA IN RENAL TRANSPLANT PATIENTS

*A. Sánchez Bermúdez, L. Albert Botella, X. Gabaldó Barrios, M. Calzada González, M. Ramírez Ruiz, J. Del Rey Jimenez, M. Sarabia Meseguer*

**0916**

UTILITY OF THE FIRST MORNING URINE IN THE EVALUATION OF RENAL CALCULI RISK FACTORS

*E. Bidegain, B. Varela, C. Servetto*

**0917**

AUTOMATED URINALYSIS IN THE CLINICAL PRACTICE

*M. Sikirica, A. Radeljak, Z. Flegar-Mestric*

**0918**

CORRELATION BETWEEN THE PARATHYROID HORMONE AND THE BIOCHEMICAL AND DEMOGRAPHIC DATA IN HEMODIALYSIS PATIENTS

*M. Spasovska, T. Kadifkova Panovska, S. Mena, L. Klashninovska, N. Taleska*

**0919**

EVALUATION OF BETA2-MICROGLOBULIN INTERMEDIATE IN SERUM BY CAPILLARY ELECTROPHORESIS WITH HEMODIALYSIS MEMBRANES

*Y. Uji, Y. Motomiya, K. Ichikawa, F. Tomoda*

**0920**

DETERMINATION OF SOME ADHESION MOLECULES IN PATIENTS WITH DIABETIC NEPHROPATHY

*S. Uzelj, E. Avci, E. Çakır, H. Yaman*

**0921**

HEPCIDIN ANALYSIS IN CHRONIC KIDNEY DISEASES

*M. Velizarova, V. Manolov, V. Vasilev, B. Atanasova, K. Tzatchev, B. Bogov, D. Yonova, E. Vazelov*

**0922**

NEPHROTOXICITY OF NSAIDS AND MTX

*D. Yzeiri Havziu, T. Kadifkova Panovska, N. Nuhii*

**0923**

RELATIONSHIP BETWEEN PLASMA LEVELS OF FIBROBLAST GROWTH FACTOR-23 AND A-KLOTHO, AND CAROTID-ARTERY INTIMA MEDIA THICKNESS IN PATIENTS WITH CHRONIC KIDNEY DISEASE

*E. Ziyanoğlu Karaçor, R. Karaer, K. Aikimbaev, S. Paydaş, N. Dikmen*

**0924**

EVALUATION OF IONIZED CALCIUM CALCULATIONS IN NEPHROLOGY PATIENTS

*B. Cakir, C. Zungun, T. Turhan, F. Yilmaz, C. Cigirgan, M. Bulut*

## LABORATORY ERRORS AND PATIENT SAFETY

**0925**

EFFECTS OF STORAGE TEMPERATURE AND DURATION TIME ON THE STABILITY OF SERUM LITHIUM AND VALPROIC ACID LEVELS

*İ. Kaplan, R. Arslan, H. Yüksel, O. Evliyaoğlu, G. Toprak, L. Çolpan*

**0926**

POINT OF CARE TESTING (POCTS): THE IMPORTANCE OF CRITICAL PROBLEMS REPORTING  
*A. Aita, E. Babetto, P. Carraro, L. Sciacovelli, M. Plebani*

**0927**

PREANALYTICAL ERRORS IN BLOOD COLLECTION UNIT  
*S. Aksun, F. İnce, R. Avci, O. Zengin, Y. Kurtulmuş, F. Üstüner*

**0928**

IMPORTANCE OF EDUCATIONAL ACTIVITIES IN REDUCING NON-CONFORMING LABORATORY SAMPLES AS A QUALITY INITIATIVE  
*H. Al Ghaithi, A. Pathare, R. Vilacirasis, H. Davis, S. Donaldson, N. Fawaz, S. Al Kindi*

**0929**

HEMOLYSIS EFFECT ON CARDIAC TROPONIN MEASUREMENT  
*R. Avci, S. Aksun, F. İnce, N. Doğan, F. Üstüner*

**0930**

COMPARISON OF CHEMILUMINESCENCE IMMUNOASSAY (CLIA), RADIOIMMUNOASSAY (RIA) AND HIGH PERFORMANCE LIQUID CHROMATOGRAPHY (HPLC) METHODS IN 25-OH-VITAMIN D ANALYSIS  
*F. Yeşildal, A. Taş, M. Ağıllı, İ. Aydın, S. Tekin, İ. Kurt, T. Özgürtaş, F. Aydın*

**0931**

HEMOLYSIS INDEX AS A SIMPLE TOOL FOR SAMPLE REJECTION IN PEDIATRICS  
*P. Szybowska, J. Berska, . Mamica, K. Sztefko*

**0932**

HEMOLYSIS, LIPEMIA AND BILIRUBIN INFLUENCE ON EMERGENCY BIOCHEMICAL PARAMETERS MEASUREMENT  
*E. Sacchetto, D. Ali, E. Dumontet, D. Le Carrer, J. Orsonneau, O. Delaroche, E. Bigot-Corbel*

**0933**

A NEW CASE OF FALSE POSITIVE TROPONIN I DUE TO INTERFERENCE  
*B. Jean-Philippe, B. Bénédicte, E. Stéphane, V. Michel, B. Bruno*

**0934**

PATIENTS – SCREENING FOR QUALITY OF SAMPLES DELIVERED TO THE LABORATORY  
*M. Bunesova, S. Sedlakova, L. Moravcova, R. Prusa*

**0935**

EVALUATION OF THE EFFECTS OF STORAGE TEMPERATURE AND TIME ON THE STABILITY OF TACROLIMUS AND CYCLOSPORINE A MEASUREMENTS IN WHOLE BLOOD BY LC-MS/MS  
*İ. Kaplan, H. Yüksel, O. Evliyaoğlu, M. Basaralı, G. Toprak, L. Çolpan*

**0936**

CUTTING THE EXTRA FLAB FROM YOUR LAB PLATTER: “LEAN –SIX SIGMA” APPLICATION IN A HOSPITAL LABORATORY  
*B. Das*

**0938**

FACTORS THAT MAY BE EFFECTIVE ON REPORTING TIME IN A STAT LABORATORY DEPARTMENT OF A LARGE HOSPITAL  
*A. Atay, L. Demir, G. Saglam, B. Sirin, S. Cuhadar, H. Unal, B. Arslan, R. Sutcu*

**0939**

EVALUATION OF HEMOLYSIS AND OTHER SAMPLES REJECT SOURCES IN BIOCHEMISTRY LABORATORY  
*S. Demir, N. Zorbozan*

**0940**

MEASUREMENT UNCERTAINTY OF HBA2 IN THALASSEMIA SCREENING  
*H. Ellidag, E. Eren, O. Aydın, N. Yılmaz*

# POSTERS

**0941**

STORAGE AND PROCESSING TEMPERATURE CONDITIONS MAY AFFECT PARATHYROID HORMONE ASSAY

*O. Sen, P. Baran, F. Eren, S. Erdogan, C. Koca, O. Erel, M. Ergin*

**0942**

EVALUATION OF THE EFFECT OF THREE PREANALYTICAL VARIABLES ON HAEMOLYSIS OF BLOOD COLLECTION TUBES

*G. Esmail Pourmahram, K. Ford, S. Church*

**0943**

B12 HYPERVITAMINOSIS: CAN WE TRUST OUR ASSAYS?

*L. Françoise, T. Jelda, V. Henan, C. Etienne*

**0944**

METHODOLOGY APPLICATION OF FAILURE ANALYSIS AND MODAL EFFECTS (FMEA) IN AN EMERGENCY LABORATORY

*E. Guillén Campuzano, Á. Salas García, E. González Lao, I. Caballé Martin*

**0945**

EFFECT OF TIME AND TEMPERATURE ON STORAGE OF CLOTTED BLOOD

*M. Gupta, D. Yadav, S. Mishra, P. Sharma*

**0947**

EFFECT OF FREEZE-THAWING ON THE STABILITY OF NINE BIOCHEMICAL PARAMETERS

*H. Ilhem, S. Mohamed Hachem, E. Asma, T. Sonia, F. Ons, N. Fadoua, D. Wahiba, N. Mohamed Fadhel*

**0948**

STABILITY AND VARIABILITY OF CARDIAC TROPONIN I IN WHOLE BLOOD AND PLASMA

*M. Koser, N. Isiksacan, M. Erturk, A. Kurtar, S. Yazan, E. Akbay*

**0949**

PREANALYTICAL ERRORS IN BLOOD GAS SAMPLING

*F. Eren, O. Sen, P. Baran, C. Koca, S. Erdogan, O. Erel, S. Neselioglu*

**0950**

EVALUATION OF BIOLOGICAL SPECIMEN REJECTION IN HACETTEPE UNIVERSITY HOSPITALS CLINICAL PATHOLOGY LABORATORY, TURKEY

*I. Lay, A. Pınar, Z. Dikmen, O. Portakal, F. Akbiyık*

**0951**

STABILITY OF 6 SERUM ANALYTES AT DIFFERENT PREANALYTICAL CONDITIONS

*L. Marino*

**0952**

EVALUATION OF THE AUTOMATIC HAEMOLYTIC INDEX DETERMINATIONS

*P. Meško Brguljan, R. Valh Pintar*

**0953**

PRE-ANALYTICAL QUALITY CHECK IN CIS: IMPROVE YOUR PHLEBOTOMY TECHNIQUES AND LABORATORY OUTCOMES

*V. Sashkov, R. Yasenkov, M. Sukchev, A. Ahuja, M. Meyer*

**0954**

PREANALYTICAL ERRORS IN CLINICAL BIOCHEMISTRY LABORATORY OF A PUBLIC HOSPITAL IN TUNISIA

*H. Mohamed Bessem, N. Fehmi, H. Sameh, S. Haifa, F. Moncef, K. Naziha*

**0955**

DO THE ORDER OF BLOOD COLLECTION TUBES AFFECT COAGULATION TESTS?

*N. Nurlu Ayan, A. Keleş, H. Erdem, Z. Savaş, N. Serin*

**0956**

PREVALENCE OF HAEMOLYSIS IN POTASSIUM ASSAY

*O. Popoola, O. Oyedele, M. Okunola*

**0957**

NOT PNEUMATIC TUBE TRANSPORT SYSTEM, SHORT-TERM STORAGE AFFECTS MICROSCOPIC URINE ANALYSIS

*T. Özgün, S. Peker, C. Yılmaz, V. Fidancı, G. Yılmaz*

**0958**

EFFECT OF STORAGE CONDITIONS ON SERUM ALCOHOL CONCENTRATIONS

*V. Fidancı, G. Yılmaz, S. Peker*

**0959**

LABORATORY TESTS APPROPRIATENESS STRATEGY DESIGN, ESTABLISHMENT AND EVALUATION IN CONSENSUS WITH GENERAL PRACTITIONERS

*M. Salinas, M. Lopez-Garrigos, R. Lillo, M. Gutiérrez, J. Lugo*

**0960**

'LONG TERM IMPRECISION : CHOICE OF CALCULATION'

*S. Satari*

**0961**

ACCEPTABLE LIMITS FOR BLOOD DRAW LEVELS IN COMPLETE BLOOD COUNT

*Z. Savaş, A. Keleş, N. Nurlu Ayan, T. Aksoy, N. Serin*

**0962**

QUALITY INDICATORS IN LABORATORY MEDICINE: THE EXPERIENCE OF A LARGE LABORATORY

*L. Sciacovelli, A. Aita, A. Padoan, M. Plebani*

**0963**

THE ABNORMAL REACTION DATA-DETECTING FUNCTION OF THE AUTOMATED BIOCHEMICAL ANALYZER WAS USEFUL TO PREVENT ERRONEOUS TOTAL-BILIRUBIN MEASUREMENT AND TO IDENTIFY MONOCLONAL PROTEINS

*M. Seimiya, Y. Suzuki, T. Yoshida, Y. Sawabe, K. Matsushita, F. Nomura*

**0964**

ANALYSIS OF PRE-ANALYTICAL ERRORS IN HOSPITAL OF LITHUANIAN UNIVERSITY OF HEALTH SCIENCES KAUNAS CLINICS

*R. Steponaviciute, E. Skrodeniene, D. Urboniene, A. Vitkauskiene*

**0965**

PRE-ANALYTICAL ERRORS IN BLOOD SAMPLING FOR DETERMINATION OF TUMOR MARKER CA125

*A. Stojnić, D. Stojanović, S. Avram*

**0966**

HIDDEN PATIENT'S RISKS IN THE COURSE OF REPLACING CLINICAL CHEMISTRY ANALYZER

*M. Orosz, S. Szakony, A. Kovácsay*

**0967**

COMPARISON OF DIRECT LDL CHOLESTEROL AND CALCULATED LDL CHOLESTEROL IN CHILDREN WITH CHRONIC KIDNEY DISEASE

*K. Mamica, P. Szybowska, J. Bugajska, K. Sztęfko*

**0968**

ELIMINATION OF CALCIUM LEVEL DIFFERENCES MEASURED WITH DIFFERENT DEVICES BY THE SAME METHODS IN THE SAME LABORATORY

*N. Özcan, M. Taşlıpınar, A. Güneyk, E. Bulut, A. Arzuhal, A. Öztürk, İ. Temel*

**0969**

AN EVALUATION OF THE CRITICAL VALUE REPORTING SYSTEM

*A. Yilmaztepe Oral, Y. Ozarda, G. Tuncer , O. Tuysuz, M. Dirican*

**0970**

ONE SECOND IS ENOUGH TO INTERFERE URINARY IODINE MEASUREMENTS

*C. Yılmaz, K. Doğan, V. Fidancı, A. Kılınç, G. Yılmaz*

**0971**

IMPACT OF PRE-ANALYTICAL ERRORS IN A DIAGNOSTIC LABORATORY

*S. Zaine, L. Ong, S. Saw, S. Sethi*

# POSTERS

## LABORATORY MEDICINE PRACTICE GUIDELINES

**0972**

ANTICOAGULANTS FOR PROTHROMBIN TIME ANALYSIS IN HEALTHY AT TERM BORN INFANTS: A METHOD COMPARISON

*M. Karlsson, A. Edvardsson, K. Ellström, L. Hansson*

**0973**

MIXING VACUUM TUBES AFTER BLOOD COLLECTION: AN UNNEEDED MANEUVER? - PRELIMINARY EVALUATION

*G. Lima-Oliveira, G. Lippi, G. Salvagno, G. Brocco, S. Gaino, F. Dima, W. Volanki, F. Rego, G. Picheth, G. Guidi*

**0974**

UNNECESSARY TEST UTILIZATION RATE IN THYROID FUNCTION TESTS

*E. Serin, B. Orhan, D. Sonmez, C. Topkaya, B. Inal, O. Zengi, H. Aral*

**0975**

THE NEED FOR TRANSFORMATIVE CHANGE IN MEDICAL LABORATORY SERVICES

*A. Raizada*

**0976**

THE ISSUE OF RATIONAL ORDERING OF HIGH SENSITIVE CARDIAC TROPONIN T TEST IN OUTPATIENTS' EMERGENCY ROOM

*V. Supak Smolic, V. Drvar, S. Hrabric Vlah, L. Bilic-Zulle*

**0977**

EFFECTS OF DURATION BEFORE VS. AFTER CENTRIFUGATION UNTIL ANALYSIS, RECENTRIFUGATION AND STORAGE CONDITIONS ON TEST RESULTS

*F. Gerin, O. Baykan, A. Yaman, O. Sirikci, G. Haklar*

## LABORATORY SAFETY

**0978**

IMPLEMENTATION OF ENVIRONMENTAL HEALTH & SAFETY (EHS) GUIDELINES IN CLINICAL DIAGNOSTICS LABORATORIES IN INDIA

*D. Bahri*

**0979**

FIRST AID FOR INJURIES CAUSED IN MEDICAL LABORATORIES

*V. Canić*

**0980**

SIGNIFICANT REDUCTION IN NEEDLES STICK INJURIES THROUGH THE INTRODUCTION OF THE BD PUSH BUTTON BLOOD COLLECTION SET, THE EXPERIENCE OF TWO EU HOSPITALS

*S. Church, M. Louet, D. Garcia-Perea, J. Lopez-Mendez*

**0981**

EVALUATION OF MYCOBACTERICIDAL ACTIVITY OF DISINFECTANTS

*P. Santos Ruiz*

## LABORATORY STATISTICS/BIOSTATISTICS

**0982**

ANKARA NUMUNE TRAINING AND EDUCATION HOSPITAL HEMOGLOBIN VARIANTS DATA EVALUATION

*N. Bogdaycioglu, M. Ercan, E. Oguz, F. Yilmaz*

**0983**

DETERMINATION OF PROCESS SIGMA VALUE FOR VITROS FUSION CLINICAL CHEMISTRY AUTOANALYZER

*F. Gucel, M. Kocabiyik, C. Demirtas*

**0984**

COMPARISON OF ANALYTIC PERFORMANCE FOR TWO URINALYSIS SYSTEMS

*O. Gulbahar, M. Kocabiyik, E. Zorlu, B. Sen, M. Cingirt, C. Demirtas, S. Elbeg*

**0985**

FACTOR ANALYSIS OF RISK VARIABLES ASSOCIATED WITH SERUM SYMMETRIC DIMETHYL-L-ARGININE AND N-TERMINAL PRO B-TYPE NATRIURETIC PEPTIDE IN HEALTHY SUBJECTS

*L. Memon, V. Spasojevic-Kalimanovska, N. Bogavac-Stanojevic, J. Kotur-Stevuljevic, S. Simic-Ogrizovic, P. Stevanovic, V. Dopsaj, Z. Jelic-Ivanovic, S. Spasic, A. Zuvela*

**0986**

STABILITY OF INDEPENDENT CONTROL MATERIAL IN THE APPLICATION OF DRY CHEMISTRY METHOD

*A. Niewiadomska, J. Krystyna Dolatowska*

**0987**

IMPLEMENTATION OF A SINGLE LABORATORY INFORMATION SYSTEM [LIS] FOR FOUR LABORATORIES OF A HOSPITAL ASSOCIATION IN SAXONY

*F. Rainer, G. Evelin, S. Birgit*

**0988**

COMPARISON OF THREE AUTOMATED URINE MICROSCOPIC ANALYSIS SYSTEMS

*N. Bakan, E. Bakan, H. Polat, E. Dorman, R. Tepe, N. Ozturk, N. Kilic Baygutalp*

**0989**

LOW FT3 LEVELS IN CORONARY INTENSIVE CARE PATIENTS

*M. Yalcinkaya Kara, N. Eren, D. Ayan, B. Oztas, G. Oguz, S. Cigerli*

**0990**

VERIFICATION OF PERFORMANCE FOR PRECISION AND TRUNESS FOR CARDIAC BIOMARKERS

*O. Gulbahar, E. Zorlu, M. Kocabiyik, M. Cingirt, B. Sen, C. Demirtas, S. Elbeg*

## LIPIDS AND LIPOPROTEINS

**0991**

INVESTIGATION OF SERUM PARAOXONASE 1 (PON1) ACTIVITY IN POSTPRANDIAL LIPEMIA

*Y. Altinkaynak, B. Vanizor Kural, C. Orem, F. Balaban Yucesan, B. Akcan, A. Orem*

**0992**

ZINC DIETARY SUPPLEMENTATION EFFECTS ON HEPATIC LIPID PROFILING RECORDED BY 1H NMR SPECTROSCOPY IN HIGH FAT DIET EXPOSED ADULT HHSP70 TRANSGENIC MICE

*V. Kalfakakou, P. Lekkas, C. Kostara, E. Bairaktari, I. Deligiannis, S. Zerikiotis, C. Angelidis, P. Vezyraki*

**0993**

FAMILIAL HYPERTRIGLYCERIDEMIA: FURTHER EVIDENCE OF THE FOUNDER EFFECT OF THE LPL GENE MUTATION S286R IN MOROCCO

*M. Bouabdellah*

**0995**

COMBINED LIPID LOWERING THERAPY DECREASES SERUM LIPOPROTEIN PHOSPHOLIPASE A2 LEVELS IN PATIENTS WITH HYPERLIPIDEMIA

*K. Kotaska, J. Cepova, J. Kolarova, R. Prusa*

**0996**

LIPEMIA INTERFERENCE IN OSMOLALITY

*G. Ceylan, D. Kayalp, M. Senes, D. Yucel*

**0997**

EFFECT OF THE CONSUMPTION OF GREEN TEA ON THE VARIATION OF LIPID PROFILE AMONG YOUNG TUNISIANS

*M. Ben Dbibis, M. ben Hadj Mohamed, R. Essaadi, S. Khelil, N. Gammoudi, H. Chahed, S. Ferchichi, A. Miled*

# POSTERS

**0999**

DIRECT ENZYMATIC ANALYSIS OF CHOLESTEROL IN DRIED BLOOD SPOT

*A. Dello Russo, F. Papagni, M. Gallo, M. Gelzo, M. Graf, C. Sica, A. Boscia, R. Barone, N. Scarpato, G. Corso*

**1000**

CARBOHYDRATE AND FATTY ACID METABOLISM IN ACUTE EXERCISE AND RECOVERY PERIOD IN ATHLETES AND SEDENTARY SUBJECTS

*M. Djelic, S. Mazic, J. Tepsic, A. Arsic, D. Nesic, D. Zikic, J. Suzic Lazic, B. Lazovic, D. Micic*

**1001**

SERUM LIPIDS AND LP-PLA2 ACTIVITY IN MULTIPLE SCLEROSIS

*F. Yilmaz, S. Uysal, S. Mungan, F. Ak, H. Dogan*

**1002**

ASSOCIATIONS OF CORONARY ARTERIES DISEASES AND HIGH-DENSITY LIPOPROTEIN SUBFRACTIONS

*İ. Gençan, Ö. Umut, A. Ataacar, E. Kutsal, D. Arslan*

**1003**

ASSOCIATION BETWEEN RISK FACTORS FOR METABOLIC SYNDROME AND PLASMA LEVELS OF RLP-C IN MEDICAL CHECKUP

*N. Hiromi, K. Atsuko*

**1004**

COMPARISON OF LDL-CHOLESTEROL ESTIMATE USING THE FRIEDEWALD FORMULA AND THE NEWLY PROPOSED DE CORDOVA FORMULA WITH A DIRECTLY MEASURED LDL-CHOLESTEROL IN A HEALTHY SOUTH AFRICAN POPULATION

*M. Hoffmann, C. Onyenekwu, F. Smit, T. Matsha, R. Erasmus*

**1005**

CORRELATION OF BIOMARKERS OF LIPID STATUS AND LIFESTYLE CHANGES IN A STUDENT POPULATION

*D. Pap, E. Colak, N. Majkic-Singh, G. Grubor-Lajsic, N. Jojic*

**1006**

SMALL DENSE LDL AND HDL SUBFRACTIONS IN WOMEN WITH POLYCYSTIC OVARY SYNDROME

*D. Kayalp, M. Şeneş, U. Erkaýıran, Z. Küçük, D. Yücel*

**1007**

APO A1 AND APO B ASSAYS FOR THERMO SCIENTIFIC INDIKO AND INDIKO PLUS CLINICAL CHEMISTRY ANALYZERS

*S. Riistama-Laari, K. Kurki, S. Tikanoja, H. Lampinen*

**1009**

PLASMA LIPOPROTEIN(A) LEVEL, TOTAL/HDL CHOLESTEROL RATIO AND APOB /APOA RATIO AS RISK FACTORS FOR ATHEROGENESIS IN CAD PATIENTS

*D. Labudovic, S. Alabakovska, K. Toseska Trajkovska, S. Jovanova*

**1010**

FAMILIAL HYPERTRIGLYCERIDEMIA: FURTHER EVIDENCE OF A FOUNDER EFFECT OF THE LPL GENE MUTATION S286R IN MOROCCO

*B. Mounya, I. Hinde, B. Ikram, B. Pascale, B. Laila, C. Abdelmjid, C. Layachi*

**1011**

COMPARISON OF LIPID PROFILE IN THE USE OF TWO IMMUNOSUPPRESSIVE DRUGS

*A. Marinkovic, M. Stanojkovic*

**1012**

IMPROVED ACCURACY OF FRIEDEWALD FORMULA WHEN VARIABLE FACTORS ARE USED TO CALCULATE VERY LOW-DENSITY CHOLESTEROL

*M. Martínez-Bujidos, R. Bonet-Marqués, J. Ordóñez-Llanos*

**1013**

EVALUATION OF A NEW GENERATION HOMOGENOUS HDL CHOLESTEROL ASSAY ON BECKMAN COULTER UNICEL® DXC SYNCHRON® CLINICAL CHEMISTRY SYSTEMS

*L. Murphy, A. Considine, S. Frost, R. Hyland, C. Moellers*



**1014**

PLASMA LIPIDS, LIPOPROTEINS, LP(A) AND HSCRP IN OVERWEIGHT AND OBESE SUBJECTS ON REGULATED EXERCISE  
*P. Nwaejigh, M. Ebesunun*

**1015**

INFLAMMATION AND LIPID DISORDERS IN DIABETIC AND NON-DIABETIC PATIENTS WITH CHRONIC RENAL FAILURE  
*V. Topçiu, L. Begolli, Z. Baruti, I. Osmani, V. Haxhibeqiri, L. Kurti, B. Zhubi, E. Disha*

**1016**

ALTERED LEVELS OF SERUM LIPIDS IN SICKLE CELL DISEASE SUGGEST A METABOLIC OR STRUCTURAL ALTERATION OF THE LIPOPROTEIN PARTICLES  
*S. Unal, Y. Oztas, L. Gumus, G. Eskandari, N. Ozgunes*

**1017**

RELATIONSHIP AMONG SERUM LIPIDS, FIBRINOLYTIC ENZYMES AND FACTOR VII IN WOMEN DURING MENOPAUSE  
*S. Petrovska, M. Papazova, B. Dejanova, S. Mancevska, J. Pluncevik-Gligoraska, V. Antevska*

**1018**

EVALUATION OF EQUATIONS FOR LDL-C CALCULATIONS IN HOSPITALISED PATIENTS  
*J. Martins, L. Murray, S. Olorunju, T. Pillay*

**1019**

STATUS OF LIPID PROFILE IN ALCOHOL DEPENDENCE SYNDROME PATIENTS  
*M. Raut, S. Ghimire, B. Jha, B. Yadav*

**1020**

ASSOCIATIONS OF CORONARY ARTERIES DISEASES AND LOW-DENSITY LIPOPROTEIN SUBFRACTIONS  
*L. Solim, B. Çelik, U. Koç, İ. Kiraz, B. Büyükören, G. Güngör*

**1021**

NON-HDL CHOLESTEROL IN THE EVALUATION OF LIPID DISORDERS  
*H. Yuksel, İ. Kaplan, T. Celepkolu, G. Toprak, N. Aydeniz, E. Etik, L. Çolpan*

**1022**

THE RELATION OF SERUM RESISTIN AND LIPID LEVELS IN PATIENTS WITH PSORIASIS  
*N. Yılmaz, K. Ulutaş, Ç. Doğramacı, M. İnan, R. Yüksel, Y. Can*

**1023**

LIPID PROFILE OF PREGNANT WOMEN DURING DIFFERENT MODES OF DELIVERY  
*I. Verma, R. Aggarwal, R. Sood, U. Midha*

**1024**

ESTABLISHMENT ON CHEMISTRY PRECIPITATION ASSAY FOR THE DETERMINATION OF SMALL DENSE LOW-DENSITY LIPOPROTEIN  
*H. Wang, Q. Yu, J. Wang*

**1025**

CONSISTENCY IN LIPOPROTEIN ANALYSIS BY ELECTROPHORESIS AND ENZYMATIC ASSAYS  
*F. Yesildal, T. Ozgurtas, H. Yaman, S. Tapan, I. Kurt*

**1026**

EFFECTS OF WALNUT SUPPLEMENTS ON LIPID METABOLISM IN A HIGH-FAT DIET-FED ANIMAL MODEL  
*S. Yilmaz, B. Aydinol, M. Çevik, A. Arpacı, M. Önderci, İ. Toktaş*

**1027**

XBAI DNA POLYMORPHISM OF APOLIPOPROTEIN B GENE IN OBSTRUCTIVE SLEEP APNEA SYNDROME PATIENTS  
*H. Kuzu-Okur, M. Yüksel, Z. Pelin, L. Öztürk*

# POSTERS

## LIVER AND GASTROINTESTINAL DISEASES

**1028**

STUDY OF PLASMA CHOLINESTERASE ACTIVITY IN HEPATIC DISEASES

*M. Araoud, H. Mhenni, I. Hellara, W. Douki, O. Hellara, F. Neffati, M. Mili, H. Saffar, M. Najjar*

**1029**

DIAGNOSTIC ROLE OF ANTI-MULLERIAN HORMONE TO DEFINE THE FUNCTIONAL GONADAL EXHAUSTION IN FERTILE HCV POSITIVE WOMEN

*E. Villa, A. Karampatou, L. Turco, R. Critelli, E. Baraldi, L. Roli, T. Trenti, A. Cenci, S. Tagliavini*

**1030**

SIGNIFICANCE AND USEFULNESS OF RAPID TEST FOR QUANTITATIVE DETERMINATION OF FECAL CALPROTECTIN

*E. Božnar Alič, T. Fabjan, A. Praprotnik, G. Novak, J. Osredkar*

**1031**

NONINVASIVE LIVER FIBROSIS MARKERS IN ALCOHOLICS

*L. Chrostek, B. Cylwik, E. Wojtowicz, Z. Supronowicz, E. Gruszewska, M. Gudowska, M. Szmikowski*

**1032**

ELF TEST AS A NEW NON INVASIVE DIAGNOSTIC TOOL FOR STAGING LIVER FIBROSIS: VALIDATION IN A COHORT OF PATIENTS WITH NONALCOHOLIC FATTY LIVER DISEASE

*M. Isgro, L. Miele, C. Cefalo, A. Giannace, C. Morlacchi, G. Rapaccini, A. Gasbarrini, A. Grieco, C. Zuppi, T. De Michele*

**1033**

EFFECT OF AN HIGH-FAT DIET IN SERUM LIPID CONCENTRATION AND GALLSTONES FORMATION PROCESS

*M. Muñoz, R. del Pozo, L. Mardones, K. Muñoz, V. Ormazabal, R. Muroa, C. Aguayo, F. Zuñiga*

**1034**

STABILITY OF CALPROTECTIN IS AFFECTED BY THE PROTEOLYTIC ENZYME TRYPSIN

*E. Dumoulin, J. Delanghe*

**1035**

IMPORTUNES OF REGISTERING F-CALPROTECTIN IN PATIENTS WITH INFLAMMATORY COLON DESEASES AND WITH SYNDROME OF IRRITATION OF THE COLON

*J. Djordjevic, S. Lukic*

**1036**

SERUM FERITIN, HEMOGLOBIN AT HELICOBACTER PYLORI INFECTION

*S. Djordjevic-Cvetkovic*

**1037**

RED CELL DISTRIBUTION WIDTH (RDW) CORRELATES WITH THE SEVERITY OF ACUTE PANCREATITIS DURING THE EARLY PHASE OF DISEASE

*P. Dumnicka, B. Kuśnierz-Cabala, A. Gurda-Duda, W. Kolber, J. Kulig, J. Tisończyk, R. Drożdż, B. Solnica*

**1038**

CHOICE OF A CONFIRMATORY METHOD AFTER CDT ANALYSIS BY CAPILLARY ELECTROPHORESIS IN CIRRHOTIC PATIENTS

*G. Clemence, S. Francois*

**1039**

PRIMARY CARE REQUEST OF LABORATORY LIVER TESTS IN SPAIN: POTENTIAL SAVINGS IF APPROPRIATENESS INDICATORS TARGETS ARE ACHIEVED

*A. Gimenez-Marin, M. Lopez-Garrigos, A. Santo-Quiles, A. Buño-Soto, A. Gomez del Campo, A. Leon-Juste, A. Moro-Ortiz, B. Laiz, B. Gonzalez-Ponce, C. Hernando de Larramendi, C. Vinuesa, C. García, C. Magadán-Nuñez, C. Tormo, C. Santos-Rubio, C. Avivar, M. Salinas*

**1040**

THE CONCENTRATION OF CARBOHYDRATE-DEFICIENT TRANSFERRIN (CDT) IN PANCREATIC DISEASES

*E. Gruszewska, K. Lipartowska, B. Cylwik, M. Szmitkowski, B. Kedra, L. Chrostek*

**1041**

SERUM SIALIC ACID CONCENTRATION AND CONTENT IN APOB-CONTAINING LIPOPROTEINS IN LIVER DISEASES

*M. Gudowska, E. Gruszewska, A. Panasiuk, B. Cylwik, M. Szmitkowski, R. Flisiak, L. Chrostek*

**1042**

COMPARISON OF ENHANCED LIVER FIBROSIS TEST AND ACOUSTIC RADIATION FORCE IMPULSE ELASTOGRAPHY WITH LIVER BIOPSY IN PATIENTS WITH AUTOIMMUNE HEPATITIS: PRELIMINARY RESULTS

*C. Efe, M. Güngören, T. Kav, F. Akbiyik*

**1043**

QUERCETIN AMELIORATED CERULEIN-INDUCED ACUTE PANCREATITIS

*A. Kahraman, B. Koca, A. Vurmaz, H. Uyar, K. Çat, C. Polat, Ç. Tokyol, T. Köken*

**1044**

SERUM HEPICIDIN LEVELS PREDICT INTESTINAL IRON ABSORPTION IN IBD PATIENTS

*H. Katarina*

**1045**

THE BALANCE OF PRO- AND ANTI-INFLAMMATORY CYTOKINES IN PATIENTS WITH ACUTE PANCREATITIS

*A. Kost*

**1048**

SERUM OSTEOPOINTIN CONCENTRATIONS IN EARLY PHASE OF ACUTE PANCREATITIS

*B. Kusnierz-Cabala, P. Dumnicka, E. Stepien, A. Gurda-Duda, M. Kuzniewski, W. Kolber, M. Kapusta, J. Kulig, B. Solnica*

**1049**

SEARCH FOR THE ACUTE-PHASE BIOMARKERS IN THE SERUM AND FAECES OF PATIENTS WITH IRRITABLE BOWEL SYNDROME

*B. Lisowska-Myjak, E. Skarżyńska, J. Muszyński, H. Zborowska*

**1050**

THE SERUM ACTIVITY OF ALCOHOL DEHYDROGENASE (ADH) ISOENZYMES AND ALDEHYDE DEHYDROGENASE (ALDH) IN VIRAL HEPATITIS C

*S. Maciej, J. Wojciech, S. Anna, L. Magdalena, O. Karolina, L. Tadeusz, F. Robert*

**1051**

GUANOSINE DEAMINASE ACTIVITY IN LIVER TRANSPLANT PATIENTS

*M. Madhavarapu, P. Naik*

**1052**

NON-INVASIVE MARKERS OF LIVER FIBROSIS IN PATIENTS WITH HEPATITIS C: EVALUATION OF ELF TEST AND ITS CORRELATION WITH ACOUSTIC RADIATION FORCE IMPULSE ELASTOGRAPHY (ARFI)

*I. Cebreiros-López, F. Guzmán-Aroca, J. Noguera-Velasco, C. Ramirez-Ruiz, M. Martínez-Villanueva, I. De Miguel-Elizaga, A. Martínez-Ruiz, A. Vargas-Acosta, M. Ortiz-Sánchez*

**1053**

CORRELATION BETWEEN F-CALPROTECTIN AND CRP AND ESR AS REACTANTS OF ACUTE PHASE

*J. Orts-Costa, E. Perez-Gamir, E. Tarrega-Roig, M. Ortuno-Alonso, S. Esteve-Poblador, S. Gorriz-Pintado*

**1054**

THE USE OF SEROLOGICAL ANTIBODIES IN THE DIAGNOSIS OF INFLAMMATORY BOWEL DISEASE

*D. Pawlica - Gosiewska, K. Gawlik, D. Owczarek, D. Cibor, T. Mach, B. Kusnierz-Cabala, M. Kapusta, D. Fedak, K. Slowinska-Solnica, B. Solnica*

# POSTERS

**1055**

OLIGO SYMPTOMATIC FORM OF COELIAC DISEASE IN CHILDREN , PATIENT CASE

*S. Rasovic, S. Djordjevic Cvetkovic*

**1056**

EVALUATION OF AUTOMATED FECAL CALPROTECTIN

*M. Schuijt, J. Krabben, M. de Graaf, J. Hartskeerl, S. Koehorst*

**1057**

DIAGNOSTIC UTILITY OF FIB-4 FOR THE PREDICTION AND EXCLUSION OF LIVER FIBROSIS IN CHRONIC HBV MONOINFECTED PATIENTS

*K. Huseyin , B. Yasar, S. Ozkara, U. Demirpek, E. Sertoglu, F. Ozcelik, C. Gonen, S. Aksaray*

**1058**

LABORATORY INDICATORS OF THE EFFICIENCY OF FIBRIN GLUE IN LAPAROSCOPIC SURGERY

*Z. Stanojkovic, A. Antic, M. Stanojkovic, M. Jelic, S. Dencic, D. Sokolovic*

**1059**

PIOGLITAZONE, QUERCETIN AND HYDROXY CITRIC ACID EFFECT ON CYTOCHROME P450 2E1 (CYP2E1) ENZYME LEVELS IN EXPERIMENTALLY INDUCED NON ALCOHOLIC STEATOHEPATITIS (NASH)

*K. Surapaneni, M. Jaini*

**1060**

APOPTOSIS IN LIVER TOXICITY

*H. Vatansev, N. Evliyaoglu, N. Korucu, E. Erdogan*

**1061**

BASIC LABORATORY TESTS AT PATIENTS WITH DECOMPENSATE HEPATIC CIRRHOSIS

*J. Vitlarova, B. Cuckova, V. Dejanova, M. Shorova, A. Dimitrovska, D. Shiskova, N. Vitlarov, V. Veresa*

**1062**

EVALUATION OF SERUM FERRITIN LEVELS AS A MARKER OF ACUTE PHASE RESPONSE IN PATIENTS WITH ULCERATIVE COLITIS

*H. Yalcin, B. Toprak, S. Ipek, A. Colak, O. Zengin, U. Bozkurt, F. Ustuner*

**1063**

REDUCTION OF FALSE POSITIVE BILIRUBIN RESULTS ON THE CLINITEK NOVUS V1.1 ANALYZER

*A. Zercher*

## MASS SPECTROMETRY

**1064**

DETERMINATION OF BISPHENOL A BY LIQUID CHROMATOGRAPHY TANDEM MASS SPECTROMETRY(LC-MS/MS)

*S. Abusoglu, A. Unlu, F. Akyurek*

**1065**

METHOD VALIDATION AND COMPARISON OF IMMUNOASSAY AND LIQUID CHROMATOGRAPHY-MASS SPECTROMETRY (LC-MS/MS) METHODS IN THE MEASUREMENT OF 17-OH PROGESTERONE

*F. Akyurek, A. Unlu, S. Abusoglu*

**1066**

THE COMPARISON OF SERUM VITAMIN D3 MEASUREMENT WITH HPLC, HPLC COUPLED TANDEM MASS SPECTROMETRY USING

ATMOSPHERIC PRESSURE CHEMICAL IONIZATION, AND IMMUNOASSAY METHODS  
*O. Baykan, A. Yaman, M. Arpa, F. Gerin, O. Sirikci, G. Haklar*

**1067**

NEONATAL SCREENING TESTS FOR INHERITED METABOLIC DISORDERS BY TANDEM MASS SPECTROMETRY IN KOREA

*S. Cho, E. Park, D. Cho, D. Seo*

**1068**

IN PURSUIT OF TRACEABILITY FOR SERUM APOLIPOPROTEIN A-I AND B QUANTITATION BY MASS SPECTROMETRY

*V. Irene , R. Fred, S. Nico, N. Jan, V. Arnoud, V. Yuri, C. Christa*

**1069**

DEVELOPMENT OF A TURBOFLOW™-LC-MS/MS METHOD FOR DETERMINATION OF 17-HYDROXYPROGESTERONE IN HUMAN SERUM

*A. Schiattarella, S. Persichilli, A. Cocci, C. Zuppi, A. Primiano, J. Gervasoni*

**1070**

A NOVEL, FAST, LOW COST AND EASY DETERMINATION OF 44 AMINO ACIDS BY USING LC-MS/MS WITHOUT ANY DERIVATIZATION

*N. Hekim, İ. Ünlüsayın , G. Göksu Gürsu, M. Balcı*

**1071**

IDENTIFICATION OF CLINICALLY RELEVANT C.STRIATUM STRAINS BY PCR-RESTRICTION ANALYSIS USING THE RNA POLYMERASE B-SUBUNIT GENE (RPOB)

*A. Sana, F. Asma, G. Olivier, C. René, B. Jalel*

**1072**

EVALUATION OF PCR/ESI-MS PLATFORM TO IDENTIFY RESPIRATORY VIRUS FROM NASAL PHARYNGEAL ASPIRATES

*Y. Lin*

**1073**

EXTERNAL VALIDATION OF A NOVEL COMMERCIALY AVAILABLE MASS SPECTROMETRY KIT FOR MMA IN SERUM/PLASMA AND URINE

*R. Obeid, F. Kirchoff, K. Bernhardt, R. Lukacin*

**1074**

SUITABILITY OF 24,25(OH)<sub>2</sub> VITAMIN D<sub>3</sub> DETERMINATION WITH AN ADAPTED VERSION OF THE CHROMSYSTEMS® MASSCHROM® 25-OH-VITAMIN D<sub>3</sub>/D<sub>2</sub>- LC-MS/MS KIT

*S. Marie-Louise, N. Matthieu, C. Yannick, P. Stéphanie, L. Pierre, C. Etienne, L. Caroline*

**1075**

DEVELOPMENT AND VALIDATION OF AN LC-MS/MS METHOD FOR DETERMINATION OF P-PHENYLENEDIAMINE AND ITS METABOLITES IN HUMAN BLOOD SAMPLES

*K. Mohamed, D. Cromarty , V. Steenkamp*

**1076**

LIPIDOMIC ANALYSIS OF PLASMA POLYUNSATURATED FATTY ACIDS IN DIABETIC PATIENTS AFTER INSULIN ANALOG INITIATION THERAPY

*F. Ozcan, M. Aslan, I. Aslan, G. Yucel*

**1077**

METABOLIC PHENOTYPING OF BILE ACIDS - STANDARDIZED AND QUANTITATIVE BILE ACIDS ANALYSIS IN HUMAN PLASMA/SERUM AND MOUSE PLASMA USING ULTRA HIGH PRESSURE LIQUID CHROMATOGRAPHY – TANDEM MASS SPECTROMETRY

*H. Pham Tuan, D. Kirchberg, I. Zitturi, F. Polato, D. Seppi, T. Koal*

**1078**

ASSESSING THE PERFORMANCES OF THE IMMUNOASSAYS VS MASS-SPECTROMETRY FOR STEROIDS QUANTIFICATION: THE CASES OF ANDROSTENEDIONE AND TESTOSTERONE

*L. Roli, M. De Santis, E. Baraldi, T. Trenti*

**1079**

IDENTIFICATION OF CORYNEBACTERIUM SPP CLINICAL STRAINS USING MALDI-TOF- MASS SPECTROMETRY

*A. Sana , F. Asma, G. Olivier, C. René, B. Jalel*

**1080**

URINARY AND SALIVARY CORTISOL IN LIQUID CHROMATOGRAPHY–TANDEM MASS SPECTROMETRY: METHOD VALIDATION AND EXPECTED VALUES DETERMINATION

*L. Caroline , D. Sandra, P. Stéphanie, C. Yannick, N. Matthieu, C. Etienne*

# POSTERS

**1081**

IMMUNOSUPPRESSIVE DRUG MONITORING BY LC-MS/MS: 10 YEARS OF EXPERIENCE

*L. Kassabova, D. Svinarov*

**1082**

FEATURES AND BENEFITS OF HIGH RESOLUTION AND ACCURATE MASS (HRAM) LC/MSMS SCREENING FOR TARGETED SCREENING APPROACH

*V. Thibert, B. Duret, I. Morel, T. Gicquel, L. Sylvie*

**1083**

DOES THE SEPARATOR GEL CONTAINED IN BLOOD COLLECTION TUBES INTERFERE WITH MASS-SPECTROMETRY QUANTIFICATION OF STEROIDS?

*T. Trenti, M. De Santis, E. Baraldi, L. Roli*

**1084**

DETERMINATION OF STEROIDS FROM DRIED BLOOD SPOTS BY LIQUID CHROMATOGRAPHY TANDEM MASS SPECTROMETRY(LC-MS/MS)

*A. Unlu, S. Abusoglu, F. Akyurek*

**1085**

DETERMINATION OF SERUM URIC ACID USING ISOTOPE DILUTION LIQUID CHROMATOGRAPHY TANDEM MASS SPECTROMETRY

*J. Wang, L. Chu, G. Liu, L. Lv*

## METABOLIC DISORDERS

**1086**

NEONATAL SCREENING: THE SYRIAN EXPERIENCE

*A. Al-Khatib, A. Al-Khatib*

**1087**

REDUCTION IN THE OVERALL INCIDENCE OF INBORN ERRORS OF METABOLISM IN EASTERN PROVINCE OF SAUDI ARABIA

*W. Tammimi, R. Alratrout, A. Zikrayat, S. Randa*

**1088**

NON-HEPATIC HYPERAMMONAEMIA: A POTENTIALLY REVERSIBLE CAUSE OF ENCEPHALOPATHY

*M. Behera VLN, C. GVS, M. Jagarlapudi, S. Kamatham, H. Syed, B. Gorji, K. Azmathullah*

**1089**

PREVALENCE OF METABOLIC SYNDROME AMONG COLLEGE STUDENTS

*M. Castillo*

**1090**

CHANGES OF SERUM AMINO ACID PROFILE IN GUINEA PIGS WITH BILE DUCT LIGATION

*C. Chang, P. Lin, W. Tsai, C. Chen, S. Shiesh*

**1091**

CORRELATION BETWEEN OXIDATIVE STRESS AND LEVELS OF SERUM SUPEROXIDE DISMUTASE AND GLUTATHIONE PEROXIDASE 3 IN CHILDREN WITH DOWN SYNDROME

*N. Eren, E. Senem, C. Sebnem, B. Kesim, U. Cetinçelik, F. Turgay, S. Yayla*

**1092**

DEVELOPMENT OF THE VIDAS® TESTOSTERONE II ASSAY

*P. Blasco, P. Cosin, F. Auberger, J. Blanc, I. Coin, G. Baudino, J. Dupret-Carruel, M. Hausmann*

**1093**

SERUM GALECTIN-3 IN PATIENTS WITH SEVERE OBESITY

*S. Dariusz, B. Sławomir, W. Magdalena, S. Grażyna, M. Ewa*

**1094**

LEUKOCYTE CELL SURFACE ANTIGENS IN GAUCHER DISEASE: NEW IMPLICATIONS FOR B CELL PROLIFERATION AND PATHOGENESIS OF MYELOMATOSIS

*M. Dondurmacı, S. Kalkan Uçar, M. Çoker, F. Sağın, E. Sözmen*

**1095**

PROTECTIVE SOLUTION FOR STRIATED MUSCLE  
*Y. Gulcan Kurt, B. Kurt, O. Ozcan, T. Topal, A. Kilic, C. Acikel, T. Muftuoglu, I. Aydin, K. Sener, F. Sahiner*

**1096**

LYSINURIC PROTEIN INTOLERANCE AS A CAUSE OF SECONDARY HYPERAMMONEMIA - A CASE REPORT FROM INDIA  
*M. Gummadi*

**1097**

MAPLE SYRUP URINE DISEASE IN TUNISIA: ABOUT 79 PATIENTS  
*S. Hadj Taieb, F. Nasrallah, S. Khemir, M. Hammami, H. Sanhaji, M. Feki, N. Kaabachi*

**1098**

EFFECTS OF METABOLIC SYNDROME AND OBSTRUCTIVE SLEEP APNEA SYNDROME ON SERUM OXIDATIVE STRESS, ZINC AND COPPER LEVELS  
*İ. İlhan, D. Doguc K., O. Aksu, B. Koroglu K., H. Buyukbayram, F. Gultekin*

**1100**

ISCHEMIA MODIFIED ALBUMIN AND COENZYME Q10 LEVELS IN PATIENTS WITH METABOLIC SYNDROME AND OBESE CHILDS  
*S. Muhtaroglu, S. Ozkan, D. Barlakketi, M. Kendirci, İ. Cetin*

**1101**

ZONULIN, A POTENTIAL BIOMARKER OF METABOLIC INFLAMMATION, IN AN OUT-PATIENT COHORT AT VERY HIGH CARDIOVASCULAR RISK  
*D. Thomas Bernd, K. Robert, A. Franz Paul, M. Christoph*

**1102**

STRESS-INDUCED CHANGES IN SOME ANTHROPOMETRIC PARAMETERS, LUTEINIZING HORMONE, PROLACTIN, TOTAL TESTOSTERONE, FREE TESTOSTERONE, AND SEX HORMONE BINDING GLOBULIN  
*Z. Ramsheva, M. Todorova, K. Ramshev, L. Aleksiev, M. Baleva, B. Beltova, N. Ramshev*

**1103**

THE ROLE OF GENISTEIN ADMINISTRATION IN FRUCTOSE INDUCED INSULIN RESISTANCE AND OXIDATIVE STRESS  
*S. İncir, İ. Bolayırlı, Ö. İnan, M. Aydın, İ. Bilgin, İ. Sayan, A. Seven*

**1104**

ELEVATED SERUM FERRITIN IS ASSOCIATED WITH INSULIN RESISTANCE IN CHINESE ADULTS  
*L. Jiang, J. Hong-Bing, Y. Hui, Y. Sheng-Kai, Y. Sheng-Kai, D. Shufa, B. Berry M*

**1105**

THE EFFECT OF BETAIN ON THE BUTYRYLCHOLINESTERASE ACTIVITY UNDER HIGH-FAT DIET CONDITIONS IN RATS  
*K. Šišková, D. Rajdl, L. Pašková, Z. Ďuračková, J. Muchová, I. Pauliková, J. Racek*

**1106**

SERUM GALECTIN-3 IN PATIENTS WITH SEVERE OBESITY  
*S. Biatek, M. Walicka, G. Sygitowicz, E. Marcinowska-Suchowierska, D. Sitkiewicz*

**1107**

DETERMINATION OF PURINE NUCLEOTIDES METABOLISM DISORDERS AS FACTOR OF ENDOTOXEMIA IN GERIATRIC PATIENTS ON THE BACKGROUND OF COMPLEX TREATMENT AND WITHOUT IT  
*K. Igrunova, A. Symchuk, B. Yakovlev*

# POSTERS

**1108**

NEWBORN SCREENING FOR METABOLIC DISORDERS IS NECESSARY IN MONGOLIA  
*E. Ts*

**1109**

SEARCHING FOR CANCER METABOLISM MODULATOR  
*M. Zielińska-Przyjemka, B. Licznarska, W. Baer-Dubowska*

## MISCELLANEOUS

**1110**

BIOCHEMICAL MARKERS IN EARLY DIAGNOSIS OF PREECLAMPSIA IN PREGNANT WOMEN  
*M. Bogavac, A. Jakovljevic, M. Milosevic - Tosic, Z. Lozanov-Crvenkovic, Z. Novakovic*

**1111**

URINE IMMUNOELECTROPHORESIS: CASE SERIES FOR 2012 AT THE LOCAL HEALTH UNIT OF MATOSINHOS  
*I. Cachapuz, R. Fonseca, C. Pinto, A. Carvalho*

**1112**

COLON SUBMUCOSAL MICRODIALYSIS IN AWAKE RATS – METHODOLOGICAL CONSIDERATIONS  
*M. Pyszková, J. Ehrmann, J. Vacek, J. Ulrichová, N. Cibiček*

**1113**

PERFORMANCE CHARACTERISTICS OF A MULTI-ANALYSER NGAL IMMUNOASSAY  
*C. Townsley, S. Haugen, K. Sunde, A. David*

**1114**

PREANALYTICAL STABILITY OF SERUM ANTI-MULLERIAN HORMONE (AMH) AND FOLLICLE STIMULATING HORMONE (FSH) IN DIFFERENT CONDITIONS OF FREEZING  
*H. David*

**1115**

THE CARDIAC MARKERS AND OXIDATIVE STRESS PARAMETERS IN ADVANCED NON-SMALL CELL LUNG CANCER PATIENTS RECEIVING CISPLATIN – BASED CHEMOTHERAPY  
*U. Demkow, B. Białas-Chromiec, A. Stelmaszczyk-Emmel, I. Kotuła, E. Radzikowska, E. Wiatr, M. Szturmowicz, K. Jedlikowska*

**1116**

ANTIMICROBIAL PROPERTIES OF THE SOME TYPES OF HONEY CONSUMED IN KONYA  
*A. Deniz*

**1117**

VIABILITY OF TWO THERMOPHILIC LACTIC ACID BACTERIA IN A SINGLE CHAMBER GASTROINTESTINAL TRACT SIMULATOR – GIS1  
*V. Emanuel*

**1118**

DETECTION OF POSSIBLE VARIANT FORMS OF HEMOGLOBIN IN HBA1C MEASUREMENTS BY CHROMATOGRAPHY LIQUID ION EXCHANGE HIGH RESOLUTION (HPLC)  
*M. Mayor, M. Cortés, I. Castro-Vega, A. Peña, A. Enguix-Armada*

**1119**

ROUTINE URINARY ANALYSIS FINDING OF HEMATURIA AND UNCATEGORIZED CELL AGGREGATES OF EPITHELIAL LINEAGE  
*T. Fernández Sanfrancisco, S. García Muñoz, L. Del Gigia Aguirre, E. García Moreno, D. Muñoz Sánchez-*

**1120**

INCIDENCE OF HAEMOLYSIS AT THE LOCAL HEALTH UNIT OF MATOSINHOS IN 2012  
*I. Cachapuz, R. Fonseca, C. Pinto, A. Carvalho*

**1121**

PHASTSYSTEM SDS PAG ELECTROPHORETIC PROFILES OF URINARY PROTEINS IN WOMEN WITH NORMOTENSIVE AND HYPERTENSIVE PREGNANCY  
*S. Cekovska, I. Kostovska, J. Georgievska*



**1122**

CAN SALIVARY CORTISOL AND INSULIN CONCENTRATIONS BE USED INSTEAD OF SERUM CONCENTRATIONS FOR PREGNANT WOMEN?

*T. Güçlü, D. Kayalp, T. Arslanca, K. Dağan, G. Ceylan, M. Şeneş, D. YÜCEL, F. Şöhret Yasemin*

**1123**

COMPARISON OF ENZYMATIC AND COLORIMETRIC CREATININE METHOD

*M. Hosaf, F. Gun, H. Baran, S. Abusoglu, A. Unlu*

**1124**

PLATELET-RICH PLASMA TO TREAT PATELLAR TENDINOPATHIES: A 1 YEAR FOLLOW-UP

*K. Jean-François, C. Jean-Louis, B. Olivier, F. Bénédicte, L. Caroline, A. Gothot, S. Delcour, C. Jean-Michel*

**1125**

SERUM MMP-2 LEVELS AND MMP-2 GENE POLYMORPHISM IN PRE-ECLAMPSIA

*A. Kalra, U. Manaktala, B. Koner, T. Mishra*

**1126**

DETERMINATION OF MELATONIN IN HUMAN PLASMA AND TISSUES BY A REVERSED PHASE HPLC METHOD

*M. Kızıltaş, S. Kepekci Tekkeli, E. Sentürk, Y. Yıldırım*

**1127**

IMPLEMENTATION OF AUTOMATED SAMPLE INTERFERENCES TESTING IN RAILWAY HEALTHCARE INSTITUTE BELGRADE

*V. Lukic*

**1128**

EFFECT OF THE FREEZING MEDIUM ON THE IMAGE OF RED BLOOD CELLS IN THE PHASES OF CRYOPRESERVATION

*A. Mazur, D. Król, N. Rabenda, S. Dyląg*

**1129**

SOLUBLE UROKINASE PLASMINOGEN ACTIVATOR RECEPTOR (SUPAR) IN THE SEMINAL PLASMA AS A BIOMARKER OF SEMEN INFECTION/INFLAMMATION

*R. Morelli, C. Autilio, D. Milardi, C. Zuppi, S. Baroni*

**1130**

RATE OF HEMOLYSIS DURING BLOOD TAKING IN 4 ACUTE MEDICAL WARDS: DO DOCTORS FARE THE WORST?

*L. Ong, S. Zaine, S. Saw, S. Sethi*

**1131**

COMPARISON OF THE URINE RESULTS OF THE IQ-200 AUTOMATED URINE MICROSCOPY ANALYSER DONE BY TWO DIFFERENT USERS WITH MANUAL MICROSCOPY METHOD

*N. Ozcan, M. Yavuz Taslipinar, F. Ucar, A. Guneyk, E. Karabulut, G. Erden*

**1134**

INTERBREED DIFFERENCES IN THE ACTIVITY OF LDH AND ITS ISOENZYMES IN MARES

*J. Poracova, M. Mydlarova Blascakova, V. Sedlak, T. Posivakova, J. Kotosova, V. Szabadosova, A. Muchanicova*

**1135**

BIO-GUIDED ASSAY ISOLATION OF ANTIMICROBIAL COMPOUNDS FROM MARINE SPONGE NEOPETROSIA EXIGUA

*H. Qaralleh, S. Idid, S. Shahbudin, D. Susanti*

**1137**

EFFECT OF PRESERVATIVES INCLUDED IN THE BECTON-DICKINSON URINE VACUUM TUBES IN THE NEPHELOMETRIC DETERMINATION OF ALBUMIN AND PROTEIN

*N. Lojo-Luaces, S. Lojo-Rocamonde*

**1138**

EATING DISORDERS IN ORTHODONTIC PRACTICE AND ASSOCIATED LABORATORY FINDINGS

*K. Tasheska-Trajkovska, S. Biljali, G. Nikolov, Z. Spasov, N. Toseska-Spasova*

# POSTERS

**1139**

PEPSIN – MARKER OF EXTRAESOPHAGEAL REFLUX IN PATIENTS WITH RESPIRATORY PROBLEMS

*T. Turková Sedláčková, M. Pešek, R. Bittenglová, L. Fremundová*

**1140**

NEW BLOOD ADDITIVE AGENT FOR SINGLE BLOOD SAMPLE COLLECTION OF LABORATORY TESTS IN DIABETIC CARE MANAGEMENT

*W. Treebuphachatsakul, W. Ungsawat*

**1141**

COMPARISON OF PLASMA N-TERMINAL PRO-C TYPE NATRIURETIC PEPTIDE LEVELS IN PREECLAMPTIC AND NORMOTENSIVE PREGNANTS

*P. Vatansever, D. Vatansever, A. Ertekin, A. Bilsel*

**1142**

DRY ICE – STABILITY AND LENGTH OF STORAGE

*U. Ngxamngxa, M. Warasally, M. Turzyniecka*

## MOLECULAR DIAGNOSTICS

**1144**

MOLECULAR CHARACTERIZATION AND ANTIBIOTIC SUSCEPTIBILITY PATTERNS OF BACTERIA ISOLATED FROM WEST AFRICAN CHEESE (WARA) SOLD IN OSUN STATE, SOUTHWESTERN NIGERIA

*M. Adeleke, J. Olaitan, O. Abiona, M. Fowora, M. Fowora, A. Okesina*

**1145**

RISK OF MISDIAGNOSIS DUE TO ALLELE DROPOUT IN MOLECULAR DIAGNOSTICS: ANALYSIS OF 30769 GENOTYPES

*J. Blais, S. Lavoie, S. Giroux, J. Bussièrès, C. Lindsay, J. Dionne, M. Laroche, Y. Giguère, F. Rousseau*

**1146**

ASSOCIATION OF VEGF GENE POLYMORPHISMS (+405C/G, -460T/C, -1540C/A AND -1512INS18) WITH PSORIASIS IN TURKISH POPULATION

*T. Bozduman, S. Ersoy Evans, İ. Lay, Y. Kantarci, S. Karahan*

**1147**

DIAGNOSTIC BIOMARKERS FOR COLORECTAL SERRATED ADENOCARCINOMA

*R. Carbonell Munoz, M. Turpin, P. Conesa Zamora, J. Garcia Solano, E. Munoz Delgado, M. Albaladejo Oton, M. Perez Guillermo*

**1148**

PRELIMINARY STUDY OF ANALYSIS OF DRUG RESISTANCE AND EPIGENETICS MARKERS IN CFDNA FROM LUNG CANCERS

*E. Varriale, F. Piantedosi, M. Cianciulli, I. Longanesi Cattaneo, G. Morra, N. Montuori, L. Postiglione*

**1149**

CO-INHERITANCE OF GLUCOSE-6-PHOSPHATE DEHYDROGENASE (G6PD) AND PYRUVATE KINASE (PK) DEFICIENCIES IN A NEONATE CARRYING A NOVEL UGT1A1 GENOTYPE ASSOCIATED TO CRIGLER NAJJAR TYPE II SYNDROME

*M. De Bonis, A. Minucci, G. Canu, C. Zuppi, E. Capoluongo*

**1152**

THE NEW COMMERCIAL MICROARRAY INFINITI FMF TEST IS FEASIBLE FOR THE GENETIC DIAGNOSIS OF FAMILIAL MEDITERRANEAN FEVER (FMF) IN ITALIAN PATIENTS

*E. Greco, S. Moz, F. Navaglia, A. Gava, C. Zambon, P. Sfriso, D. Basso, L. Punzi, M. Plebani*

**1153**

INVESTIGATING CORRECTNESS OF HOMOPOLYMER DETECTION IN A PYROSEQUENCING-BASED NEXT GENERATION SEQUENCING SYSTEM

*G. Ivády, L. Madar, E. Dzsudzsák, J. Kappelmayer, V. Krulisova, M. Macek Jr., I. Balogh*

**1155**

NORTHERN LIGHTS ASSAY OF CFDNA DAMAGE IN BODY FLUIDS

*B. Gudmundsson, H. Thormar, A. Sigurdsson, D. Olafsson, A. Halldorsdottir, S. Thongthip, M. Steinarsdottir, A. Smogorzewska, J. Jonsson*

**1156**

DIFFERENTIAL EXPRESSION OF PROTEIN DISULFIDE ISOMERASE 3 (PDIA3) BETWEEN GENETIC ABSANCE EPILEPTIC WAG/RIJ AND WISTAR RATS IN THE THLAMAIC AND PARIETAL BRAIN REGIONS

*D. Sahin, S. Karadenizli, M. Kasap, G. Akpinar, B. Oztas, H. Kir, S. Kuskay*

**1157**

POLYMORPHISM OF PARAOXONASE GENES IN CROATIAN POPULATION WITH ATHEROSCLEROTIC VASCULAR DISEASE (ZAGREB COHORT)

*M. Kardum Paro, Z. Flegar- Meštrić, S. Perkov, M. Grdić Rajković, V. Vidjak*

**1158**

IMPROVED PRE-ANALYTICAL PROCEDURE FOR RNA ISOLATION FROM WHOLE BLOOD SAMPLES

*M. Langelaan, J. Dylus, E. Bock, B. Jongen, A. Mertens, M. Raijmakers*

**1159**

PERFORMANCE EVALUATION OF THE R-GENE KIT AND COMPARISON OF THREE NUCLEIC ACID EXTRACTION SYSTEMS FOR CYTOMEGALOVIRUS QUANTIFICATION USING WHOLE-BLOOD SPECIMENS FROM TRANSPLANT PATIENTS

*J. Lee, K. Jun, S. Song, S. Oh, J. Shin, H. Kim, J. Lee*

**1160**

THE MRNA EXPRESSION OF IGF-1 AND IGF-1R IN COLORECTAL ADENOCARCINOMA PATIENTS WITH TYPE 2 DIABETES

*R. Liu, A. Sun*

**1161**

COLD NESTED PCR IMPROVES SENSITIVITY AND SPECIFICITY IN DETECTION KRAS MUTATIONS

*E. Varriale, I. Longanesi Cattaneo, E. Lucarelli, L. Postiglione*

**1162**

CAPILLARY ELECTROPHORESIS IN PCR MULTIPLEX AZF MICRODELETIONS DIAGNOSIS

*F. Scott Varella Malta, A. Gonçalves Assini, E. Cueva Mateo, A. Clayton de Souza Ferreira*

**1163**

A NEW COMPLEX ALLELE [R74W; V201M; D1270Y] IDENTIFIED IN CYSTIC FIBROSIS TUNISIAN PATIENT

*S. Hadj Fredj, M. Siala, S. Oueslati, S. Sahnoun, C. Sahli, M. Boudaya, H. Siala, A. Bibi, T. Messaoud*

**1164**

CORRELATION BETWEEN HPV INFECTION AND INFECTIONS WITH OTHER SEXUALLY TRANSMITTED PATHOGENS IN CERVICAL DYSPLASTIC LESION

*M. Micevska*

**1165**

DESCRIPTION OF FIRST ITALIAN FAMILY WITH HEREDITARY FOLATE MALABSORPTION (HFM) AND REVIEW OF LITERATURE

*G. Canu, A. Minucci, M. De Bonis, C. Zuppi, E. Capoluongo*

**1166**

A DE NOVO MUTATION CAUSING TYPE 2 MODY: A CASE REPORT

*C. Serale, A. de Dios, M. Perez, R. Sidera, I. Chiesa, G. Frechtel, A. Lopez*

**1167**

SIMPLE AND COST-EFFECTIVE HLA-GENOTYPING WITH TAGGING SNPS PREDICTS CELIAC DISEASE RISK HAPLOTYPES IN THE POLISH POPULATION

*J. Odważna, M. Zielińska-Przyjemska, M. Jurkowska, A. Baturo, P. Bociąg, A. Dobrowolska-Zachwieja, J. Wojciechowicz*

# POSTERS

**1170**

IMPACT OF C677T POLYMORPHISM OF THE METHYLENETETRAHYDROFOLATE REDUCTASE IN GROUP OF SERBIAN WOMEN WITH PRIMARY AND SECONDARY INFERTILITY

*M. Sarkic, A. Brajic, A. Vuksanovic, M. Ckonjovic, G. Stamenkovic*

**1172**

INVESTIGATION OF THE EFFECTS OF POMEGRANATE JUICE EXTRACT ON CELL CULTURE ENVIRONMENT UPON GENOTOXICITY

*M. Ustunel, N. Aksoy, H. Sezen, E. Savik, S. Akin, S. Taskin, M. Dogan*

**1173**

NEW INSIGHT IN THE MOLECULAR ANALYSIS OF BRCA1/2 GENES BY MEANS OF NEXT GENERATION SEQUENCING (NGS)

*A. Minucci, C. Santonocito, P. Concolino, D. Guarino, A. Costella, I. Saggese, F. Mignone, C. Zuppi, G. Scaglione, E. Capoluongo*

**1174**

PLASMINOGEN ACTIVATOR INHIBITOR-1 GENE 4G/5G POLYMORPHISM IN GROUP OF SERBIAN WOMEN WITH PRIMARY AND SECONDARY INFERTILITY

*S. Simic, S. Stevanovic, A. Brajic, J. Djurovic, G. Stamenkovic*

**1175**

PHARMACOECONOMIC ANALYSIS OF MULTIPLEX PCR TESTING FOR DIAGNOSING VIRUS INFECTIONS OF LOWER RESPIRATORY TRACT

*S. Soloviov, Y. Dzyublyk, I. Dzyublyk*

**1176**

CIRCULATING MIR-21, MIR-146A AND MIR-210 LEVELS IN PLASMA ARE ASSOCIATED WITH CLINICAL OUTCOME IN BREAST CANCER

*I. Sourvinou, A. Markou, N. Malamos, V. Georgoulas, E. Lianidou*

**1177**

COMPARISON OF COBAS TAQMAN MTB PCR AND ADVANSURE TB/NTM PCR FOR DETECTION OF MYCOBACTERIUM TUBERCULOSIS COMPLEX

*S. Suh, O. Lee, H. Choi, S. Kee, S. Jong-Hee, B. Park, D. Ryang*

**1178**

USEFULNESS OF MOLECULAR METHODS IN SEXUAL TRANSMITTED INFECTION DIAGNOSIS

*T. Konstantinidis, I. Alexandropoulou, C. Nikolaidis, C. Tsigalou, M. Panopoulou, T. Parasidis, E. Vanidou, T. Constantinidis, T. Agorastos*

**1179**

IMPORTANCE OF HUMAN PAPILLOMA VIRUS TYPING

*A. Vitkauskaitė, D. Vaitkiene, E. Skrodeniene, A. Vitkauskiene*

**1180**

UNIVERSAL REPORTERS OF MEDIATOR PROBE PCR AS TARGET-INDEPENDENT BIOSENSORS FOR DETECTION OF FIVE DIFFERENT RNA AND DNA SEQUENCES

*S. Wadle, M. Lehnert, F. Schuler, R. Zengerle, F. von Stetten*

**1181**

REPRESSION OF MICRORNA-101 BY IL-1B SIGNALING MEDIATES INFLAMMATION-PROMOTED LUNG TUMORIGENESIS

*L. Wang, L. Zhang, J. Wu, S. Xu, Y. Xu, D. Li, J. Lou, M. Liu*

## NEUROLOGICAL/NEURODEGENERATIVE DISEASES

**1182**

SESAMIN ATTENUATES NEUROTOXICITY BY INHIBITING INFLAMMATORY AND MAPKINASE SIGNAL ACTIVATION IN MOUSE MODEL OF STROKE

*S. Ahmad, K. Bhatia, A. Jamal, M. Al-Jahdali*

**1183**

ISCHEMIC STROKE FREQUENCY IN A SAMPLE OF PATIENTS TREATED WITH ANTIPLATELET AGENTS  
*J. Gonzalez , Y. Bravo, R. Saez de la Maleta, D. Al Kassam*

**1184**

THE INTERACTION BETWEEN PERIPHERAL INFLAMMATORY MARKERS, COGNITIVE IMPAIRMENT AND HIPPOCAMPAL VOLUMES IN ALZHEIMER'S DISEASE

*Ö. Yavuz, G. Avcı Aytav, A. Akçaer, M. Şahin, T. Yavuz, T. Karlıdere, B. Yanık Keyik, N. Özcan, A. Hişmioğulları*

**1185**

ISCHEMIA MODIFIED ALBUMIN AND PLASMA OXIDATIVE STRESS MARKERS IN ALZHEIMER'S DISEASE

*O. Akhan , B. Guven , F. Varlibas , M. Can, G. Yuksel*

**1186**

NO EFFECT OF MTHFR C677T VARIANT ON HOMOCYSTEINE METABOLISM IN AMIOTROPHIC LATERAL SCLEROSIS

*C. Bellia, G. Bivona, A. Pivetti, A. Caruso, B. Lo Sasso, V. La Bella, M. Ciaccio*

**1187**

CEREBROSPINAL FLUID ARYLESTERASE ACTIVITIES IN CENTRAL NERVOUS SYSTEM DISEASES

*M. Ergin, Ö. Erel, F. Yılmaz , R. Dündaröz, U. Erenberk, H. Bayındır*

**1188**

SIMULTANEOUS BIOCHIP BASED IMMUNOASSAYS FOR APOLIPOPROTEIN E4 GENOTYPING

*E. Healy, C. Richardson, M. Veitenger, E. Umlauf, M. Zellner , J. Lamont , R. McConnell, S. FitzGerald*

**1189**

EVALUATION OF SIEMENS N LATEX FLC KAPPA INDEX TO SUPPORT THE DIAGNOSIS OF MULTIPLE SCLEROSIS

*E. Georg, M. Dejan, H. Wolfgang, B. Thomas, P. Stefan*

**1190**

INVESTIGATION OF THE ROLE OF OXIDATIVE STRESS, FACTORS AFFECTING VASCULAR PATHOPHYSIOLOGY AND INFLAMMATION IN MIGRAINE PATHOGENESIS

*E. Guler, U. Kelleci, H. Polat, A. Yalcin, A. Yalcin*

**1191**

CEREBROSPINAL FLUID BIOMARKERS IN THE DIAGNOSIS OF ALZHEIMER'S DISEASE

*M. Martínez-Villanueva, F. Avilés-Plaza, C. Ruiz-González, J. Marín-Isla, F. Noguera-Perea, C. Antúnez-Almagro, J. Noguera-Velasco*

**1192**

CLINICAL AND LABORATORY PERFORMANCE OF CSF STUDIES IN MULTIPLE SCLEROSIS

*A. Mendes, I. Batista-Fernandes, A. Matoso Ferreira, A. Torrinha, J. Faro-Viana*

**1193**

EVALUATION OF DIHYDROFOLATE REDUCTASE ENZYME ACTIVITY AND ONE CARBON METABOLISM IN PATIENTS WITH BIPOLAR DISORDER

*R. Gürkan, T. Muftuoğlu, A. Cosar, S. Hira, O. Özcan, O. İpcioğlu, H. Balıbey, C. Basoğlu, M. Gültepe*

**1194**

THE EFFECT OF PRENATAL EXPOSURE TO RESTRAINT STRESS AND MORPHINE ON POSTNATAL PENTYLENTETRAZOL-INDUCED EPILEPTIC BEHAVIORS AND BODY WEIGHT IN RAT

*E. Saboory, S. Roshan-Milani, E. Nakhjiri*

# POSTERS

**1195**

LONGITUDINAL PLASMA LIPID PROFILE IN MULTIPLE SCLEROSIS PATIENTS DURING TWO YEARS OF TREATMENT WITH INTERFERON-BETA  
*R. Obrenovic, S. Stankovic, E. Colak, I. Vujosevic, I. Dujmovic, E. Savic, S. Mesaros, J. Drulovic, M. Mostarica Stojkovic*

**1196**

ALTERED OXIDATIVE STRESS MARKERS' LEVELS, NOT NEUROTROPHIN 4 LEVELS IN PATIENTS WITH BIPOLAR DISORDER AND SCHIZOPHRENIA  
*S. Erdin, E. Onur, Ö. Aydemir, A. Esen Danacı, Z. Çubukçuoğlu, A. Var, Y. Güvenç, C. Kabaroğlu*

**1197**

THE RELATIONSHIP BETWEEN THYROID HORMONE PROFILE AND COGNITIVE DECLINE IN PATIENTS WITH DEMENTIA  
*Ö. Yavuz, A. Akçaer, N. Özcan, T. Karlıdere, G. Avcı Aytav, M. Şahin, A. Hişmioğulları*

**1198**

THERE ARE NO DIFFERENCES IN IL-6, CRP AND HOMOCYSTEINE CONCENTRATIONS BETWEEN FEMALE DESCENDANTS WITH OR WITHOUT A FAMILY HISTORY OF AD  
*S. Devcic, N. Ruljancic, L. Glamuzina, M. Mihanovic*

**1199**

EFFECTS OF LEPTIN, GHRELIN AND NEUROPEPTIDEY (NPY) ON SWD ACTIVITY AND SOME BIOCHEMICAL PARAMETERS IN WAG/RIJ RATS WITH GENETIC ABSENCE EPILEPSY  
*D. Sahin, B. Oztas, H. Kir, S. Kuskay, N. Ates*

**1200**

DISCRIMINATION OF PSEUDODEMENTIA FROM ALZHEIMER'S DISEASE USING CSF BIOMARKERS  
*G. Sancesario, C. Liguori, M. Nuccetelli, A. Martorana, G. Sancesario, S. Bernardini*

**1201**

VITAMIN B6, B12 AND FOLIC ACID DEFICIENCY IN MIGRAINE AND TENSION TYPE HEADACHE  
*M. Şeneş, A. Sivri, Ö. Coşkun, S. Üçler, S. Yüksel, D. Yücel*

**1202**

THE EFFECT OF MALIGNANCY ON THE EXPRESSION OF NEUROTROPHIC FACTORS IN PERIPHERAL BLOOD MONONUCLEAR CELLS  
*M. Slawomir, J. Rybacka – Mossakowska, D. Swiniuch, J. Gazdulska, M. Litwiniuk, R. Ramlau, W. Kozubski*

**1203**

BRAIN CATALASE AND SUPEROXIDE DISMUTASE IN THE STREPTOZOTOCIN- RAT MODEL OF SPORADIC ALZHEIMER'S DISEASE TREATED WITH THE IRON- CHELATOR M 30  
*E. Sofic, A. Sapcanin, I. Tahirovic, M. Youdim, P. Riederer*

**1204**

EVALUATION OF COMBINATION OF S100B PROTEIN, GFAP, MMP-9, AND CRP TO PREDICT NIHSS DETERIORATION IN ISCHEMIC STROKE  
*Y. Surjawan, S. As'ad, T. Ranakusuma, A. Wijaya*

**1205**

OXIDATIVELY INDUCED MACROMOLECULAR DAMAGE AND EXPRESSION OF DNA REPAIR ENZYMES IN ALZHEIMER'S DISEASE  
*G. Tuna, G. Islekel, F. Ozkaya, G. Yener, F. Kirkali*

**1206**

CIRCULATING LEVELS OF A $\beta$ 1-40, A $\beta$ 1-42, A $\beta$  OLIGOMERS, SRAGE, ESRAGE, SLRP1 AND NEPRILYSIN IN ALZHEIMER'S DISEASE  
*F. Uysal, M. Örmən, M. Uysal, B. Onvural*

**1207**

INTRATHECAL IMMUNOGLOBULIN G AND MRZ REACTION IN DEMYELINATING DISEASES OF CENTRAL NERVOUS SYSTEM  
*I. Vukasović, A. Tešija Kuna, V. Bašić Kes, M. Lisak, N. Vrkić*

**1208**

ASSOCIATION OF VEGF SNPS (-2578C>A,-1154G>A AND +936C>T) AND LIPID PROFILE WITH AORTIC CALCIFICATION

*B. Yadav, B. Shin*

**1209**

ASSOCIATION OF SOD2 (RS4880) GENE POLYMORPHISM, PLASMA LIPID AND LIPOPROTEIN WITH STROKE

*R. Yadav, R. Yadav*

**1210**

CILOSTAZOL AND PIOGLITAZONE ATTENUATES ISCHEMIA/REPERFUSION-INDUCED ADAMTS16 IN RABBIT SPINAL CORD

*Y. Yaral*

**1211**

THE EFFECTS OF BOGMA RAKI AND WALNUT CONSUMPTION ON EXPRESSION OF NR2A AND NR2B IN RAT HIPPOCAMPUS

*Z. Yönden, O. Özcan, H. Okuyan, E. Geyik, C. Zeren, G. Açıkgöz, H. Kokaçya, B. Hamamcı, Y. İğci*

## NEW BIOMARKER DISCOVERY

**1212**

MICRORNA EXPRESSION PROFILING IN PATIENTS WITH GESTATIONAL DIABETES

*S. Balci, A. Gorur, G. Gezgin, F. Cayan, L. Tamer*

**1213**

PROMOTER HYPERMETHYLATION OF TUMOUR SUPPRESSOR GENES (BRCA1 AND RASSF1A) IN SERUM DNA OF EPITHELIAL OVARIAN CANCER PATIENTS

*L. Chandrashekar, J. Das, A. Saxena, G. Gandhi, N. Khurana, P. Yadav, R. Mir*

**1214**

SERUM ACTIN AND GELSOLIN: NEW BIOMARKERS IN SEPSIS?

*Z. Horvath-Szalai, A. Ludany, D. Muhl, P. Kustan, B. Bugyi, T. Koszegi*

**1215**

GLUCOSE HOMEOSTASIS IN HYPERHOMOCYSTEINEMIC-HYPERCHOLESTEROLEMIC GUINEA-PIGS: THE ROLES OF APELIN AND VISFATIN

*Z. Kusku-Kiraz, S. Genc, S. Bekpınar, Y. Unlucerci, M. Uysal, F. Gurdol*

**1216**

CYTOKINE IP-10 IS A HEPATITIS C INFECTION MARKER IDENTIFIED FROM A METHADONE MAINTENANCE COHORT

*Y. Liu, H. Tsou, S. Liu, H. Kuo, S. Wu, S. Liu, L. Chow, S. Wang, I. Ho*

**1217**

URINARY OROSOMUCOID IN SEPSIS: LABORATORY APPROACHES

*P. Kustan, A. Ludany, D. Muhl, Z. Horvath-Szalai, T. Koszegi*

**1218**

NONINVASIVE LABORATORY TEST FOR ASSESSMENT THE SEVERITY OF LIVER FIBROSIS

*Z. Mijušković, J. Pejović, V. Duvnjak, T. Andjelić, N. Perišić, D. Nožić*

**1219**

NOVEL BIOMARKER IN CYSTIC FIBROSIS: HUMAN EPIDIDYMIS PROTEIN 4

*B. Nagy Jr, B. Nagy, F. Gönczi, O. Bede, R. Újhelyi, Á. Szabó, A. Anghelyi, M. Major, P. Antal-Szalmás, G. Balla, J. Kappelmayer, I. Balogh*

**1220**

EVALUATION OF PLASMA AND AQUEOUS FLUID ELECTROLYTE CONCENTRATION IN RELATION TO RED CELL MEMBRANE NA<sup>+</sup>/K<sup>+</sup> ATPASE ACTIVITY AS DIAGNOSTIC TOOL IN GLAUCOMA PATIENTS

*I. Omotosho, C. Nwachukwu, T. Oluleye, O. Olawoye*

**1221**

CAN PRESEPSIN PREDICT PREGNANCY OUTCOMES IN ART?

*A. Ovayolu, C. Arslanbuga Yilmaz, I. Gun, K. Sofuoğlu, G. Tunali*

# POSTERS

**1222**

PROTEOMIC PROFILING OF PRESERVATION SOLUTION PRIOR TO LIVER TRANSPLANTATION

*A. Coskun, E. Kaya, H. Dundar, S. Yilmaz, H. Aktas, K. Karaosmanoglu, G. Bilsel, D. Kazan, I. Berber, C. Yazici, M. Akgoz, T. Baykal*

**1223**

STATISTICAL APPROACHES FOR MALDI-TOF/MS DATA ANALYSIS AND PROSTATE CANCER BIOMARKERS IDENTIFICATION IN URINE

*A. Padoan, M. La Malfa, D. Basso, T. Prayer-Galetti, A. Di Chiara, G. Pavanello, F. Zattoni, R. Bellocco, M. Plebani*

**1224**

MONITORING IMMUNE MODULATION BY NUTRITION IN THE GENERAL POPULATION: IDENTIFYING AND SUBSTANTIATING EFFECTS ON HUMAN HEALTH

*A. Ruud, B. Raphaelle, B. Deborah, C. Philip C., H. Udo, L. Claude, L. Irene, M. Agnes, O. Arthur, P. Phoukham, S. Tomoyuki, S. Seppo, S. Andre, V. Henk, S. Ulrich*

**1225**

CAN ISCHEMIA MODIFIED ALBUMIN (IMA) BE A OBJECTIVE MARKER OF RENAL ISCHEMIA TIME?

*E. Yücetaş, K. Hüseyin, U. Yücetaş, M. Işık Sağlam, G. Toktaş, M. Koldaş*

## OBESITY

**1226**

EFFECTS OF OBESITY PARAMETERS ON GESTATIONAL DIABETES IN HUMAN

*F. Akdeniz, Z. Akbulut, H. Sari, H. Aydin, B. Dalan, D. Sit, S. Gulec Yilmaz, T. Isbir, G. Yanikkaya Demirel*

**1227**

ASSOCIATION OF SERUM RESISTIN LEVEL AND INSULIN RESISTANCE IN COMPARISON STUDY BETWEEN OBES AND NON-OBES SUBJECTS

*E. Becer, G. Mehmetçik*

**1228**

USEFULNESS OF ELF TEST AS PREDICTOR OF STEATOHEPATITIS AND LIVER FIBROSIS IN OBESE PATIENTS UNDERGOING BARIATRIC SURGERY

*I. Cebreiros-López, F. Guzmán-Aroca, J. Noguera-Velasco, C. Ramirez-Ruiz, M. Martínez-Villanueva, I. De Miguel-Elízaga, A. Martínez-Ruiz, M. Frutos-Bernal, J. Luján-Mompeán, Á. Bas*

**1229**

RELATIONSHIPS OF CIGARETTE SMOKING AND/OR ALCOHOL INTAKE AND VISCERAL ADIPOSITY INDEX IN HEALTHY ADULT MEN

*A. Oguz, E. Saricicek, E. Sahin, G. Cikim, G. Ozdemir, M. Kilinc, A. Celik*

**1230**

ASSOCIATION OF ADIPOQ AND ADIPOR2 POLYMORPHISMS WITH SERUM LEVELS OF ADIPONECTIN MULTIMERIC FORMS AND ADIPOSITY IN MEXICAN-MESTIZO WITH INSULIN RESISTANCE

*M. Aguilar-Aldrete, S. Ruiz-Quezada, E. Chavarria-Avila, J. Castro-Albarran, M. Vazquez-Del Mercado, M. Corona-Meraz, R. Navarro-Hernandez*

**1231**

ASSOCIATION OF SERUM C3 WITH THE AMOUNT AND DISTRIBUTION OF ADIPOSE TISSUE IN OBESE SUBJECTS

*E. Gómez-Bañuelos, P. Madrigal-Ruiz, E. Gonzalez Romero, J. Gonzalez Torenero, T. Kumara Reddy, M. Ruiz-Mejia, R. Navarro-Hernandez*

**1232**

RELATIONSHIP BETWEEN CCR2 64VAL>ILE GENE WITH SERUM CCL2 LEVELS IN OBESE MEXICAN-MESTIZO POPULATION

*P. Marcelo-Heron, . Guzman-Ornelas, M. Aguilar-Aldrete, M. Vazquez-Del Mercado, S. Ruiz-Quezada, J. Castro-Albarran, R. Navarro-Hernandez*



**1233**

ASSOCIATION OF CD5 LIKE-ANTIGEN (CD5L), FREE FATTY ACIDS (FFA) LEVELS AND ADIPOSITY DISTRIBUTION IN OBESE SUBJECTS

*P. Madrigal-Ruiz , J. Gonzalez Tornero, M. Vazquez-Del Mercado, R. Ma. Rosalba, B. Martin Marquez, C. Ríos-Ibarra , R. Navarro-Hernandez*

**1234**

PARATHYROID HORMONE IS ASSOCIATED WITH VISCERAL ADIPOSITY IN AFRICANS

*J. George, S. Norris , N. Crowther*

**1235**

THE ROLE OF ADIPOKINES AND GUT HORMONES IN THE PATHOGENESIS OF OBESITY, AND RECENT FINDINGS FOR THE FUTURE TREATMENT OF OBESITY

*B. Ilkowska*

**1236**

ADIPOCYTOKINES' (PROGRANULIN, GRANULIN, AND ADIPONECTIN) DYNAMIC EXPRESSION PATTERN RELATED TO METAINFLAMMATION (HS-CRP) AND WAIST CIRCUMFERENCES IN INDONESIAN MEN

*A. Meiliana, R. Napitupulu, A. Wijaya*

**1237**

ASSOCIATION OF CHEMERIN AND RESOLVIN E1 LEVELS WITH ABDOMINAL OBESITY AND ADIPOSITY INDEXES

*M. Corona-Meraz , P. Madrigal-Ruiz , M. Ruiz-Mejia, C. Ríos-Ibarra, K. Thavanati Parvathi , L. Flores , R. Navarro-Hernandez*

**1238**

GENDER DIFFERENCE IN LEPTIN AND ADIPONECTIN PRODUCTION IN OBESE CHILDREN

*M. Tanaskoska, M. Kocova, V. Anastasovska, S. Kuzmanovska*

**1239**

EFFECTS OF CURCUMIN INTAKE ON FATTY LIVER IN HIGH FAT DIET FED RATS

*S. Tanrikulu-Kucuk, M. Seyithanoglu, Y. Öner-İyidogan, H. Kocak, S. Dogru-Abbasoglu, A. Aydın, N. Kocak-Toker*

**1240**

EFFECT OF CAPARIS SPINOSA L. EXTRACT ON ACUTE-PHASE PROTEINS AND TRACE ELEMENTS LEVELS IN RATS WITH FED HIGH LIPID DIET

*H. Tekeli, M. Ural, P. Ulutaş, F. Kiral, A. Kırtas*

**1241**

EVALUATION OF CIRCULATING ADIPOKINE LEVELS IN HIGH FAT DIET-INDUCED C57BL/6J OBESE MICE WITH LUMINEX SYSTEM

*O. Timirci-Kahraman, F. Celik , U. Zeybek, A. Ergen , A. Cevik*

**1242**

EVALUATION OF CARDIOVASCULAR RISK BIOMARKERS IN THE TUNISIAN OBESE PATIENTS

*B. Yosr, Z. Chedia, S. Nejla, E. Mabrouka, B. Abir, A. Zied, M. Chakib*

## OXIDATIVE STRESS

**1243**

THE INVESTIGATION EFFECT OF NIGELLA SATIVE OIL, THYMOQUINE, PROPOLIS AND CAFFEIC ACID PHENETHYL ESTER ON

OXIDANT/ANTIOXIDANT SYSTEM IN LENS TISSUE IN RADIATION-INDUCED CATARACT IN RAT

*E. Demir, S. Taysi, B. Al, T. Demir, S. Okumus, O. Saygılı, E. Sarıççek, A. Dirier, M. Akan*

**1244**

EFFECT OF WATER EXTRACT OF TURKISH PROPOLIS ON INTRACELLULAR CALCIUM AND HYDROGEN PEROXIDE LEVELS IN HUMAN LARYNGEAL EPIDERMAL CARCINOMA CELL LINES (HEP-2)

*K. Akbulut, B. Kulaksiz Deger, O. Deger, M. Imamoglu , S. Demir, T. Cakiroglu, A. Ayar*

# POSTERS

**1245**

SERUM CERULOPLASMIN LEVELS OF COMMON MIGRAINE PATIENTS COMPARED TO HEALTHY CONTROLS

*S. Sarikaya, N. Aksoy, A. Taskin, H. Sezen, M. Dogan, M. Ustunel, E. Savik*

**1246**

THE LEVELS OF MALONDIALDEHYDE, NITRIC OXIDE, THE ACTIVITY OF XANTHINE OXIDASE AND SUPEROXIDE DISMUTASE ENZYMES OF PATIENTS WITH RHEUMATOID ARTHRITIS AND SYSTEMIC SCLEROSIS

*S. Aksoy, H. Diril, E. Savas, B. Kisacik, Y. Pehlivan, A. Erbagci, H. Ulusal, S. Tabur*

**1247**

THE EFFECTS OF SILVER NANOPARTICLES ON THE GENOTOXICITY

*N. Aktepe, Y. Yukselten, A. Kocyigit*

**1248**

THE EFFECT OF THYMOQUINONE ON OXIDANT/ANTIOXIDANT SYSTEM IN SALIVARY GLAND OF RATS EXPOSED TO TOTAL CRANIAL IRRADIATION

*M. Akyuz, S. Taysi, E. Baysal, E. Demir, H. Alkis, M. Alkis, E. Saricicek, S. Ozsevik, H. Binici, Z. Karatas, M. Polat*

**1249**

COQ10 LEVELS AND OXIDATIVE DNA DAMAGE IN PATIENT WITH MULTIPLE SCLEROSIS

*R. Balahoroğlu, A. Milanlioğlu, Z. Huyut, V. Çilingir, H. Alp, M. Aydın, M. Şekeroğlu*

**1251**

OXIDATIVE STRESS STATUS DURING UNCOMPLICATED PREGNANCY

*D. Ardalic, A. Stefanovic, S. Spasic, J. Kotur-Stevuljevic, V. Spasojevic-Kalimanovska, Z. Jelic-Ivanovic, V. Mandic-Markovic, Z. Mikovic*

**1252**

OXIDATIVE STRESS AND APOPTOSIS IN BRAIN OF AGING RATS CAUSED BY D-GALACTOSE: PROTECTIVE EFFECTS OF CARNOSINE AND TAURINE

*A. Aydın, J. Coban, I. Dogan-Ekici, E. Kalaz, S. Dogru-Abbasoglu, M. Uysal*

**1253**

COMPARISON OF THE BITTER APRICOT KERNEL AND AMYGDALIN EFFECTS BY THE OXIDATIVE STRESS AND APOPTOSIS MARKER'S IN CARBON TETRACHLORIDE (CCL4) INDUCED RAT LIVER

*A. Karabulut, Y. Önal, M. Tuzcu, O. Onder, S. Kazım*

**1254**

ASSOCIATION OF OXIDATIVE SYSTEM COMPONENTS WITH CHRONIC LIVER INFLAMMATION

*V. Banys, L. Bagdonaitė*

**1255**

EFFECT OF SHORT TERM INSULIN REGIMEN ON OXIDATIVE STRESS IN TYPE 2 DIABETES MELLITUS

*B. Bais*

**1256**

SERUM MALONDIALDEHYDE LEVELS AND SUPEROXIDE DISMUTASE ACTIVITIES IN PATIENTS WITH GASTRIC CANCER

*S. Askin, E. Polat, A. Lazoglu Ozkaya, Z. Umudum, S. Keles, N. Bakan, A. Kiziltunc*

**1257**

OXIDATIVE STRESS AND ANTIOXIDANT VITAMIN AND ELEMENT LEVELS IN PATIENTS WITH SCHIZOPHRENIA

*S. Erşan, H. Küçük Kurtulgan, M. Yıldırım, H. Aydın, E. Erşan, S. Bakır*

**1258**

THREE DIFFERENT METHODS' PROPERTIES TO MEASURE ERYTHROCYTE CATALASE ACTIVITY

*I. Kilinc, E. Tasyurek, T. Balci*

**1259**

STUDY OF THE EFFECT OF GREEN TEA ON MARKERS OF OXIDATIVE STRESS IN TUNISIAN STUDENTS

*M. ben Dbibis, R. Essaadi, S. Khelil, M. ben Hadj Mohamed, H. Chahed, S. Ferchichi, A. Miled*

**1260**

EVALUATION OF SOME ANTIOXIDANT ENZYME POLYMORPHISMS IN BEHÇET'S PATIENTS

*İ. Benli, İ. Parmaksız, Ş. Şahin, H. Ortak, M. Şahin, G. Boztepe*

**1261**

BLUEBERRY TREATMENT ATTENUATED PROGRESSION OF FIBROSIS TO PRENEOPLASTIC LESIONS AND OXIDATIVE STRESS IN THE LIVER OF DIETHYLNITROSAMINE-TREATED RATS

*I. Bingul, C. Basaran-Kucukgergin, F. Aydin, M. Soluk-Tekkesin, V. Olgac, S. Dogru-Abbasoglu, M. Uysal*

**1262**

THE EFFECT OF DIETHYLHEXYLPHTHALATE AND CLOFIBRATE ON THE OXIDATIVE STRESS ENZYMES IN WISTAR RATS LIVER

*J. Bogdanska, J. Chandoga*

**1263**

EFFECT OF PROPOLIS EXTRACTS ON CATHEPSIN SECRETION FROM KML-62 CELL LINES

*T. Cakiroglu, O. Deger, K. Akbulut, S. Demir*

**1264**

ANTIOXIDANT EFFICIENCY OF SEABUCKTHORN EXTRACT IN EHRlich ASCITES CARCINOMA OF BALB/C MICE MODEL

*M. Gümüştas, N. Cavak, A. Aras Perk, B. Yavuz*

**1265**

OBESITY AND POLYMORPHISM GENES OF SUPEROXIDE DISMUTASE (SOD2) AND GLUTATHIONE PEROXIDASE (GPX1)

*S. Fatnassi, Y. Souiden, K. Mahdouani, Y. Chaabouni*

**1266**

STUDY ON THE BEHAVIOR OF RATS SEPARATED (MOTHER NEWBORN)

*R. Chahira, B. Abd El Madjid*

**1267**

ASSOCIATION OF OXIDATIVE STRESS AND ALTERED BIOCHEMICAL PARAMETERS IN PERIMENOPAUSAL WOMEN RECEIVING YOGA THERAPY IN THE COASTAL REGION OF KARNATAKA, INDIA

*A. Chaturvedi, A. Pai, G. Nayak, A. Rao*

**1268**

DETERMINING OXIDANT AND ANTIOXIDANT STATUS IN PATIENT WITH GENITAL WARTS

*E. Çokluk, R. Şekeroğlu, R. Balahoroğlu, S. Bilgili, Z. Huyut, T. Karakoyun*

**1270**

METABOLIC ALTERATION IN NEUTROPHILS OF PATIENTS WITH CHRONIC KIDNEY FAILURE

*L. Demidchik, L. Muravlyova, V. Molotov-Luchanskiy, D. Klyuyev, Y. Kolesnikova*

**1271**

OXIDATIVE STRESS BIOMARKERS IN HUMAN IMMUNODEFICIENCY VIRUS PATIENTS ON ACTIVE ANTIRETROVIRAL THERAPY IN NORTHERN NIGERIA

*M. Ebesunun, P. Okafor*

**1272**

BREAST CANCER AND POLYMORPHISM GENES OF SUPEROXIDE DISMUTASE (SOD2) AND GLUTATHIONE PEROXIDASE (GPX1)

*Y. Chaabouni, R. Fatnassi, Y. Souiden, K. Mahdouani*

**1273**

OXIDATIVE STRESS IN PERIODONTAL DISEASE: TUNISIA STUDY

*A. Gharbi, L. Guezguez, M. Belhabib, C. Henda, S. Ferchichi, A. Dandana, M. Abdelhedi*

# POSTERS

**1274**

ESTIMATION OF THE POSTMORTEM INTERVAL BY MEASURING BRAIN AND RENAL TISSUE SUPEROXIDE DISMUTASE, GLUTATHIONE PEROXIDASE AND MALONDIALDEHYDE LEVELS  
*B. Gümüş, A. Yıldırım, E. Özer, A. Gümüş, H. Özyurt, M. Şahin, M. Koldaş*

**1275**

OXIDATIVE STRESS AND OBESITY  
*S. Hamma, I. Fergeni, A. Lekhal, N. Abadi, C. Benlatreche*

**1276**

8-HYDROXY-2-DEOXYGUANOSINE CONCENTRATIONS IN MELANOCYTIC TUMORS OF THE SKIN  
*N. Ilinca, E. Corina Daniela, D. Lucia, A. Amalia*

**1277**

WHAT IS THE EFFECT OF OZONE THERAPY ON THE ANTIOXIDANT/OXIDANT SYSTEM?  
*S. Işıkoğlu, M. Emin, Ö. Erel*

**1278**

ANALYZING THE CORRELATION OF SERUM IRON PARAMETERS WITH PARAOXANASE, ARYLESTERASE AND OXIDATIVE STRES MARKERS IN STEM CELL TRANSPLANTATION PATIENTS  
*H. Karageçili, H. Paşaoğlu, G. Sucak, E. Suyanı*

**1279**

EVALUATION OF PARAOXONASE 1 ACTIVITIES OF PATIENTS INFECTED WITH GENOTYPE 1B AND GENOTYPE 4 HEPATITIS C VIRUS  
*C. Karakukcu, F. Sariguzel, H. Karaman, D. Kocer, A. Karaman, Y. Ozan*

**1280**

OXIDANT-ANTIOXIDANT STATUS IN CHRONIC RENAL FAILURE BEFORE AND AFTER HEMODIALYSIS  
*R. Kaur*

**1281**

ANTIOXIDANT EFFECTS OF POMEGRANATE EXTRACT IN A MESENTERIC ISCHEMIA REPERFUSION MODEL  
*E. Kilic, M. Gumus, A. Turkoglu, A. Keles, A. Ekinci, S. Kesgin*

**1282**

SERUM MALONDIALDEHYDE LEVELS AND SUPEROXIDE DISMUTASE ACTIVITIES IN PATIENTS WITH GASTRIC CANCER  
*A. Kızıltunç*

**1283**

A BENEFICIAL EFFECT OF NONTOXIC OZONE ON H<sub>2</sub>O<sub>2</sub>-INDUCED STRESS AND INFLAMMATION  
*A. Küçükgül, S. Erdoğan, R. Gönenci, G. Ozan*

**1284**

N-ACETYL-L-CYSTEINE (NAC) DECREASES BLEOMYCIN INDUCED MITOCHONDRIAL DAMAGE AND APOPTOSIS IN MALIGNANT TESTICULAR TUMOR CELL  
*E. Kucuksayan, G. Yucel, A. Cort, T. Ozben*

**1285**

IMPAIRED HOMOCYSTEINE AND GLUTATHIONE PATHWAYS IN FIRST EPISODE SCHIZOPRENIA  
*S. Kulaksızoglu, N. Yilmaz, B. Kulaksızoglu, A. Ataman*

**1286**

ACTIVITIES OF XANTHINE OXIDASE AND XANTHINE DEHYDROGENASE IN PATIENTS WITH DIABETIC NEUROPATHY  
*S. Kundalic, B. Kundalic, V. Cosic, S. Madic, T. Djordjevic, L. Zvezdanovic, M. Stanojkovic, A. Marinkovic*

**1287**

SERUM SIALIC ACID AND OXIDATIVE STRESS LEVELS IN DM PATIENTS DIAGNOSED WITH HBA1C  
*F. Merdan, E. Öğüş, H. Sürer, Y. Aral, G. Yılmaz*

**1288**

THE PROTECTIVE EFFECT OF MELATONIN ON HIGH DOSE METHYLPREDNISOLONE DAMAGED RABBIT HEART TISSUE

*C. Mertoglu, H. Ozyurt, B. Ozyurt, E. Sogut, M. Sahin, S. Sahin*

**1289**

ANTI-OXIDANT/OXIDANT STATUS IN TUNISIAN RHEUMATOID ARTHRITIS PATIENTS

*M. Ben Hadj Mohamed, S. Khelil, M. Ben Dbibis, R. Essaadi, E. Bouajina, S. Ferchichi, A. Miled*

**1290**

THE EFFECT OF MONTELUKAST ON EXPERIMENTAL OBSTRUCTIVE JAUNDICE

*S. Kuru, K. Kismet, A. Barlas, S. Tuncal, H. Süreer, E. Öğüş, E. Ertas*

**1291**

TOTAL ANTIOXIDANTS STATUS, SELENIUM LEVEL AND CATALASE AND GLUTATHIONE PEROXIDASE ACTIVITIES IN RABBITS FED A HIGH- GARLIC DIET

*J. Olisekodiaka, J. Onuegbu, C. Igbeneghu, B. Enitan, I. Uke*

**1292**

THE EFFECT OF VIDEOTHORACOSCOPIC SURGERY ON OXIDATIVE AND NITROSATIVE STRESS

*M. Öncel, M. Öncel, E. Saritekin, A. Kıyıcı, G. Sunam*

**1293**

EFFECT OF OLEUROPEIN ON SERUM PARAOXONASE-1 ACTIVITY OF FRUCTOSE-FED RATS

*G. Ozan, T. Irtegun*

**1294**

EFFECT OF MODIFIED FUJITA TECHNIQUE UVULOPALATOPLASTY ON ADMA, NITRIC OXIDE LEVELS AND ENOS ACTIVITIES IN PATIENTS WITH OBSTRUCTIVE SLEEP APNEA SYNDROME

*H. Alp, V. Fidan, F. Ozgeris, N. Kurt, M. Keles*

**1295**

THE RELATIONSHIP BETWEEN SMOKING AND SERUM BRAIN-DERIVED NEUROTROPHIC FACTOR LEVELS AND OXIDANT-ANTIOXIDANT SYSTEM

*D. Ozsoy, U. Bilgili, C. Eraldemir, M. Cekmen, H. Kir*

**1296**

EFFECTS OF LEPTIN, GHRELIN AND NPY ON SERUM CYTOKINE LEVELS AND OXIDATIVE STRESS IN EXPERIMENTAL GENERALIZED CONVULSIVE EPILEPSY MODELS

*B. Oztas, D. Sahin, H. Kir, S. Kuskay*

**1297**

THE EFFECTS OF CYCLOSPORINE-A ON OXIDATIVE AND ANTI-OXIDATIVE STATUS AND THE PROTECTIVE ROLE OF ERDOSTEIN IN RAT TESTIS

*E. Nacar, Z. Sak, S. Motor, A. Gurpinar, Y. Can, N. Sefil, O. Ozturk*

**1298**

PON1 ACTIVITY AND AOPP LEVELS IN PATIENTS WITH DM TYPE2

*H. Ozturk Emre, M. Gungor, F. Basinoglu, Y. Doventas, C. Coskun, A. Gumus, S. Sari, M. Duz, M. Koldas*

**1299**

CORRELATION OF BIOMARKERS OF OXIDATIVE STRESS AND LIFESTYLE CHANGES IN A STUDENT POPULATION

*D. Pap, E. Colak, N. Jojic*

**1300**

THE EFFECTS OF ULTRASOUND HOMOGENISATION ON THE ACTIVITIES OF SUPEROXIDE DISMUTASE, GLUTATHIONE PEROXIDASE, CATALASE AND LEVELS OF LIPID PEROXIDE IN LIVER HOMOGENATES

*D. Sağlam Özdemir, N. Başpınar, P. Peker Akalın*

# POSTERS

**1301**

PARAOXONASE ACTIVITY IN HYPERTENSIVE DISORDERS OF PREGNANCY

*S. Perkov, Z. Flegar-Meštrić, V. Fenzl, Ž. Duić*

**1303**

VITAMIN E AND REGRESSION OF CARDIAC OXIDATIVE STRESS

*A. Qureshi, K. Prasad*

**1304**

CORONARY ARTERY DISEASES AND POLYMORPHISM GENES OF SUPEROXIDE DISMUTASE (SOD2) AND GLUTATHIONE PEROXIDASE (GPX1)

*Y. Chaabouni, S. Maskhi, M. Romdhani, K. Mahdouani*

**1305**

THE PROTECTOR EFFECT OF VOLTARENE TOWARDS THE OXIDATIVE STRESS INDUCED BY PARACETAMOL

*S. Saad*

**1306**

INVESTIGATING POLYMORPHISMS OF PAROXONASE 55 L/M AND 192 Q/R IN PATIENTS WITH FIBROMYALGIA

*M. Şahin, E. Söğüt, A. Akbaş, İ. Benli, A. İnanır*

**1307**

SERUM PARAOXONASE LEVELS IN PATIENTS WITH BRAIN CANCER

*S. Inal, S. Akman, M. Erbil, E. Saruhan*

**1308**

EVALUATION OF OXIDANT AND ANTIOXIDANT STATUS AND RELATION WITH PROLIDASE IN SYSTEMIC SCLEROSIS

*E. Savas, S. Aksoy, Y. Pehlivan, Z. Sayiner, Z. Ozturk, S. Tabur, M. Orkmez, A. Onat*

**1309**

BENEFICIAL EFFECTS OF POMEGRANATE JUICE EXTRACT ON CELL CULTURE ENVIRONMENT

*M. Ustunel, N. Aksoy, H. Sezen, E. Savik, S. Akin, B. Adar, M. Dogan, A. Taskin*

**1310**

ARE BIOMARKERS OF OXIDATIVE STRESS AFFECTED BY THE MENSTRUAL CYCLE?

*Z. Sieglinde, F. Gernot, M. Theopisti, M. Andreas, O. Barbara, T. Beate, T. Martie, R. Johannes M., W. Brigitte*

**1311**

THE EFFECT OF SILDENAFIL AND UDENAFIL TO THE TESTICULAR DAMAGE FOLLOWING ISCHEMIA/REPERFUSION INJURY IN RATS

*B. Özgür, O. Telli, C. Yücutürk, H. Sarıcı, H. Süreç, A. Kılınç, M. Eroğlu*

**1312**

AGE RELATED CHANGES IN ANTIOXIDANT RESPONSE TO OXIDATIVE STRESS INDUCED BY MODERATE JUDO TRAINING IN WELL-TRAINED JUDOKAS

*R. Kocabaş, Ö. Karakoç, A. Bağçeci, M. Örkmez, M. Akan, H. Erdemli, S. Taysı, M. Tarakçioğlu*

**1313**

THE RADIOPROTECTIVE EFFECTS OF PROPOLIS AND CAFFEIC ACID PHENETHYL ESTER ON NITROSATIVE STRESS IN LENS TISSUE IN RADIATION-INDUCED CATARACT IN RAT

*S. Taysı, E. Demir, S. Okumuş, E. Sarıçiçek, M. Akyüz, V. Sarıçiçek, A. Taşcan, S. Kenan*

**1314**

THE RADIOPROTECTIVE EFFECT OF NIGELLA SATIVA ON NITROSATIVE STRESS IN LENS TISSUE IN RADIATION-INDUCED CATARACT IN RAT

*S. Taysı, Z. Khaleel Abdulrahman, S. Okumus, E. Demir, T. Demir, M. Akan, E. Saricicek, A. Aksoy, M. Tarakcioglu*

**1315**

FREE LIGHT CHAINS CONJUGATED CYSTEINYLGLYCINE AS AN INDICATOR OF IMPAIRED THIOL METABOLISM IN MULTIPLE MYELOMA AFFECTING PHYSICAL PROPERTIES OF POTENTIALLY AMYLOIDOGENIC PROTEINS

*J. Tisonczyk, K. Borowczyk, R. Drozd*

**1316**

OXIDATIVE STRESS, OXIDATIVE DNA DAMAGE AND SEVERITY OF PSORIASIS

*F. Kirtay Tutunculer, D. Ulker Cakir, H. Turkon, Z. Ogretmen*

**1317**

THE RADIOPROTECTIVE EFFECT OF THYMOQUINONE ON OXIDANT/ANTIOXIDANT SYSTEM IN TONGUE TISSUE OF RATS EXPOSED TO TOTAL CRANIAL IRRADIATION

*M. Akyüz, S. Taysi, E. Baysal, E. Demir, M. Akan, H. Binici, M. Adli, E. Sarıççek, F. Kaya, H. Ulusal*

**1318**

INVESTIGATION EFFECTS OF ALISKIREN ON TORSION/DETORSION INJURY INDUCED IN RAT TESTIS

*Y. Bayir, H. Un, Z. Halici, E. Karakus, T. Ziyapak, E. Akpinar, A. Oral*

**1319**

OXIDATIVE/NITROSATIVE STRESS IN PATIENTS WITH MODIC CHANGES

*E. Belge Kurutas, M. Senoglu, K. Yuksel, V. Unsal, I. Altun*

**1320**

METHODOLOGICAL EVALUATION OF A SPECTROPHOTOMETRIC METHOD FOR THE ANALYSIS OF SERUM ISCHEMIA MODIFIED ALBUMIN

*İ. Kılınç, S. Uysal, A. Toker*

**1321**

ORAL GLUCOSE TOLERANCE TEST-DERIVED PLASMA MARKERS IN PATIENTS WITH INCREASED RISK FOR TYPE 2 DIABETES

*E. Wysocka, M. Cymerys, M. Nowicki, W. Pawłowski, W. Myszka, L. Torliński*

**1322**

BIOMARKERS, INDICATORS OF ENVIRONMENTAL STRESS IN PARMELIA PERLATA AT THE LEVEL OF THE REGION OF ANNABA (ALGERIA)

*B. Zine Eddine*

## PEDIATRIC LABORATORY MEDICINE

**1323**

THALASSEMIA TRAIT AND IRON DEFICIENCY ANEMIA FOR DIFFERENTIAL DIAGNOSIS

*A. Vehapoglu, , . Turkmen, N. Hatipoğlu, A. Gedikbası*

**1324**

MICROALBUMINURIA: A USEFUL PROGNOSTIC MARKER IN THE PEDIATRIC ICU

*S. Basu, B. Maji, A. Ghosh*

**1325**

EVALUATION OF HEMATOLOGICAL AND BIOCHEMICAL PARAMETERS IN CHILDREN SUFFERING FROM ACUTE LYMPHOCYTIC LEUKEMIA

*L. Begolli, V. Topçiu, Z. Baruti, S. Berisha, L. Jerliu, E. Berisha, L. Gora, F. Berisha, M. Shala, I. Frrokaj*

**1326**

THE ROLE OF 25-HYDROXY VITAMIN D DEFICIENCY IN CHILDREN WITH IRON DEFICIENCY ANAEMIA

*P. Dabla, S. Sharma, R. Jain*

**1327**

COMPARISON OF DIRECT VS. INDIRECT ISE MEASUREMENTS: THE EFFECT OF SERUM PROTEINS

*P. Vatansever, Ö. Baykan, A. Yaman, Ö. Şirikçi, G. Haklar*

**1328**

EVALUATION OF DIAGNOSTIC AND PROGNOSTIC BIOMARKERS IN INFLAMMATION DIAGNOSIS-AT THE NICU

*O. Jordanova, A. Sofijanova*

**1329**

AGE- AND GENDER-RELATED CHANGES IN URINARY GLYCOSAMINOGLYCANS IN HEALTHY PEDIATRIC AND ADOLESCENT POPULATION

*K. Komosinska-Vassev, D. Błaż, P. Olczyk, A. Szeremeta, A. Jura-Poltorak, K. Winsz-Szczotka, K. Olczyk*

# POSTERS

**1330**

TAKING GOOD RESULTS FROM THE BILIRUBINOMETER DEPENDS ON YOUR CALIBRATOR

*E. Serin, B. Inal, C. Topkaya, B. Orhan, D. Sonmez, C. Coskun, A. Koro*

**1331**

DRIED BLOOD SPOT OMEGA-3 LONG CHAIN POLYUNSATURATED FATTY ACID LEVELS IN 7 - 9 YEAR OLD ZIMBABWEAN CHILDREN: A CROSS SECTIONAL STUDY

*G. Mashavave, P. Kuona, B. Stray-Pedersen, W. Tinago, M. Munjoma, C. Musarurwa*

**1332**

EVALUATION OF LEAD POISONING AMONG PRIMARY SCHOOL GOING CHILDREN IN NEPAL

*K. Mehta, O. Sherchand, R. KC, B. Das, B. Deo, M. Lamsal, N. Baral*

**1333**

ANALYTICAL ASSESSMENT OF BONE SERUM MARKERS IN PATIENTS SUFFERING FROM SPINA BIFIDA

*K. Pocino, C. Rendeli, V. Paolucci, C. Carrozza, R. Molinario, C. Romagnoli, C. Zuppi, E. Capoluongo*

**1334**

NEUTROPENIA IN NEWBORN: A CASE REPORT LABORATORY

*G. Serra, P. Porcu, F. Ronchi*

**1335**

25-HYDROXYVITAMIN D AND MARKERS OF CARDIOVASCULAR RISK IN CHILDREN WITH BRONCHIAL ASTHMA

*G. Fulgheri, J. Siodmiak, M. Krintus, A. Zawadzka-Krajewska, S. Kierat, B. Jaszowska, R. Staszak-Kowalska, U. Demkow, G. Sypniewska*

**1336**

EVALUATION OF PRESEPSIN (SCD14-ST) BLOOD CONCENTRATION AS A BIOMARKER FOR EARLY DIAGNOSIS OF NEONATAL INFECTIONS

*M. Twardoch, U. Godula- Stuglik, A. Sonsala, B. Mazur, J. Behrendt, A. Szymańska*

**1337**

WHICH BIOCHEMICAL PARAMETER IS 'THE GOLD STANDARD' ANEMIA OF IRON DEFICIENCY IN CHILDHOOD?

*S. Tekin Neijmann, A. Gedikbasi, A. Kural, B. Kural, S. Hatipoglu*

**1338**

METHOD COMPARISON OF B-105 BILIRUBINOMETER AND OLYMPUS AU 640 ANALYZER FOR SERUM BILIRUBIN MEASUREMENT

*B. Toprak, H. Yalcin, A. Colak, I. Karademirci, O. Zengin, F. Ustuner*

**1339**

THE ROLE OF PLASMA KS AS AN INDICATOR OF AGGREGAN CARTILAGE TURNOVER IN THE COURSE OF JIA

*K. Winsz-Szczotka, K. Kuźnik-Trocha, K. Komosińska-Vassev, K. Olczyk*

**1340**

A RETROSPECTIVE STUDY OF NEWBORN SCREENING FOR CONGENITAL HYPOTHYROIDISM AT RIPAS HOSPITAL, BRUNEI

*N. ABD Ghani, Y. Yussof*

## PATIENT AND LABORATORY MANAGEMENT

**1341**

AN EVALUATION OF THE CONTRIBUTION OF CLINICAL BIOCHEMICAL INVESTIGATIONS TO HEALTH CARE SERVICES IN A NIGERIA TERTIARY HOSPITAL

*I. Omotosho, O. Oyedele, O. Akinade*

**1342**

ANALYSIS OF PANIC VALUES AT HACETTEPE UNIVERSITY HOSPITALS CLINICAL PATHOLOGY LABORATORY, TURKEY

*A. Pinar, A. Alyakut, İ. Lay, Z. Dikmen, O. Portakal, F. Akbiyik*



**1343**

ONLINE CONSULTATION OF LABORATORY SPECIALISTS: AN APPRECIATED SERVICE TO THE PATIENT

*M. Schellings, D. Bakkeren, A. Tintu, E. Boorsma, J. van Til, R. Kusters*

**1344**

TRANSFUSION OF BLOOD PRODUCTS IN THE HOSPITALS OF A HOSPITAL ASSOCIATION IN SAXONY

*F. Rainer, G. Annelies, S. Birgit*

**1345**

DEPLOYMENT OF A CENTRALIZED, PROVINCE-WIDE, COLORECTAL CANCER (CRC) SCREENING LABORATORY USING HIGH VOLUME IMMUNOLOGICAL FECAL OCCULT BLOOD TEST (IFOBT) ANALYZERS

*C. François, P. Lehouillier, D. Jean*

**1346**

IMPROVE UTILIZATION OF LABORATORY SERVICES FOR THE BENEFIT OF PATIENT CASE MANAGEMENT

*K. Kamvuma*

**1347**

HETEROLOGOUS SERUM EYE DROPS AGAINST KERATOCONJUNCTIVITIS SICCA IN SJÖGREN'S SYNDROME: A CASE OF STUDY

*I. Kastrinelli, I. Katsakoulas, C. Lougovoï, P. Paraskevopoulou, V. Viskakis*

**1348**

TEN YEARS OF PREANALYTICAL MONITORING AND CONTROL: SYNTHETIC BALANCED SCORE CARD INDICATOR

*R. Lillo, A. Santo-Quiles, M. Butron, M. Lopez-Garrigos, M. Salinas*

**1349**

TEN YEARS OF TURN AROUND TIME (TAT) MONITORING AND CONTROL

*M. Lopez-Garrigos, M. Salinas, R. Lillo, M. Gutiérrez, J. Lugo, A. Santo-Quiles*

**1350**

THE RATIONALIZATION OF SPENDITURE IN LABORATORY DEPARTMENT IN PRIMARY HEALTH CARE SYSTEM IN SERBIA

*V. Milatovic Jezdic, J. Mitrovic*

**1351**

PROCALCITONIN: ASSESSMENT OF DEMAND

*M. Ortuno Alonso, S. Esteve Poblador, S. Gorriz Pintado, J. Orts Costa*

**1352**

PREGNANCY LABORATORY PROFILES: DEMAND AFTER TOXOPLASMA GONDII SCREENING EXCLUSION

*P. Rodriguez Vazquez, C. Barbuzano Safont, I. Garcia Del Pino Castro, G. Bou Arevalo, N. Valino Calvino, A. Martinez Bugallo*

**1353**

RESULTS OF THE ASSESSMENT OF THE LABORATORY STATUS IN MONGOLIA

*E. T, P. Dubois, G. Ghadiok*

**1354**

CURRENT PRACTICE OF REPORTING OF TEST RESULTS AND PATIENT ACCESS TO RESULTS AMONG EUROPEAN COUNTRIES

*I. Watson, S. Sandberg, J. Corberand, P. Jorgensen, W. Oosterhuis, J. Siodmiak, S. Jovicic, Z. Dikmen*

**1355**

STREPTOCOCCUS  $\beta$  HAEMOLYTICUS- ARE WE MODELLING THE TOXICITY?

*L. Zabaznoska*

## PHARMACOGENETICS/PHARMACOGENOMICS PERSONALIZED MEDICINE

**1356**

ASSESSING THE HIGH ON-TREATMENT PLATELET REACTIVITY (HPR) AND RISK OF BLEEDING WITH MULTIPLE ELECTRODE IMPEDANCE AGGREGOMETRY (MEA) IN PATIENTS USING CLOPIDOGREL, PRASUGREL AND TICARGELOR

*I. Paskaleva, D. Dineva, V. Baycheva, N. Gocheva, B. Georgiev, E. Trendafilova*

# POSTERS

**1357**

EFFECT OF CYP3A4\*22 POLYMORPHISM ON DOSE ADJUSTMENT OF TACROLIMUS IN HEPATIC TRANSPLANT

*J. González de Aledo Castillo, A. Arbiol Roca, Á. Aranguren Ibáñez, A. Argudo Ramírez, P. Alía Ramos*

**1358**

MEASUREMENT OF ANTI-TNF DRUGS LEVELS IS THE KEY TO OPTIMAL, PERSONALIZED AND COST-EFFECTIVE TREATMENT

*P. Mieke, K. Charlotte, N. Michael, T. Henk, H. Margreet, V. Desiree, A. Lucien, R. Theo, W. Gertjan*

**1359**

IMPACT OF GENETIC AND NON-GENETIC FACTORS ON WARFARIN RELATED BLEEDINGS IN TURKISH PATIENTS

*S. Karaca, N. Bozkurt Çolak, M. Karaca, M. Bozkurt, E. Eskioglu*

**1360**

COMPLETE SEQUENCE-BASED SCREENING OF TPMT VARIANTS

*M. Lee, H. Kim, J. Kim, Y. Kim, M. Kim, Y. Choe, Y. Lee, B. Kang, H. Koo, S. Lee*

**1361**

CYP2C9 AND VKORC1 GENOTYPES AND ANTICOAGULATION CONTROL IN PATIENTS WITH HIGH SENSITIVITY TO ACENOCOUMAROL

*E. Doncheva, I. Paskaleva, V. Ganev*

**1362**

COST-EFFECTIVENESS ANALYSIS OF HLA-B\*5701 GENOTYPING IN THE PREVENTION OF HYPERSENSITIVITY TO ABACAVIR IN HIV+ PATIENTS

*C. Ruiz Iruela, N. Padullés Zamora, D. Podzamczar Palter, C. Imperiali Rosario, R. Rigo Bonnin, B. Candás Estebáñez, P. Alía Ramos, A. Padró Miquel*

**1363**

DEVELOPMENT OF A PHARMACOGENETIC-BASED ACENOCOUMAROL DOSING ALGORITHM FOR BULGARIAN PATIENTS WITH CARDIOVASCULAR DISEASES

*R. Tzveova, A. Dimitrova-Karamfilova, R. Saraeva, T. Solarova, G. Naydenova, I. Petrova, N. Hristova, I. Paskaleva, R. Kaneva, G. Nachev, V. Mitev*

## POINT OF CARE TESTING

**1364**

POINT OF CARE TESTING DECREASES TIME TO LACTATE RESULTS IN PATIENTS WITH SEPSIS

*F. Abakar Ismail, W. Mackay, H. Staines, K. Rooney*

**1365**

A METHOD COMPARISON STUDY TO COMPARE MAJOR-MARKET POINT-OF-CARE (POC) HOSPITAL GLUCOSE METERS AT KING FAISAL SPECIALIST HOSPITAL & RESEARCH CENTRE, KINGDOM OF SAUDI ARABIA

*N. Adlan, T. Owaidah, M. De Torres*

**1366**

POINT-OF-CARE MEASUREMENT OF BLOOD LACTATE IN INTENSIVE CARE UNIT

*I. Agnes, A. Signe*

**1367**

COMPARISON OF THREE POINT-OF-CARE GLUCOMETERS FOR ACCURACY, PRECISION AND INTERFERENCE

*N. Al Humaidan, A. Al-Hayek, J. Saleh, A. Al-Saeed, . Al-Onazi, S. Sobki*

**1368**

CONCORDANCE OF HAEMOGLOBIN AND ELECTROLYTES BETWEEN A POCT DEVICE AND THE 24 HOURS LABORATORY EQUIPMENTS

*J. Paz Fernández, C. Alonso de la Peña, R. España Barrada, M. Calvo Malvar, J. García Aschauer, M. Otero Santiago, P. Estévez Fidalgo, A. Piñeiro Caamaño, T. Gestoso Cortizo, I. Fernández González, A. Benítez Estévez*

**1369**

SPANISH MULTICENTER PERFORMANCE STUDY WITH CONTOUR® XT BLOOD GLUCOSE MONITORING SYSTEM USING ISO 15197:2013 ACCURACY CRITERIA AND MARD

*J. Bedini, J. Wallace, T. Petruschke, B. Stollfuss, S. Pardo*

**1370**

ISO 22870 ACCREDITATION OF POINT-OF-CARE BLOOD GAS TESTING: CONTINUAL QUALITY IMPROVEMENT WITH QUALITY INDICATORS

*B. Beneteau-Burnat, L. Taibi, M. Vaubourdolle, P. Pernet*

**1371**

POCT EQAS FOR GLUCOSE IN MEDICAL CENTRE LJUBLJANA

*S. Bratož, M. Prah Krumpak, M. Prezelj*

**1372**

ANALYTICAL PERFORMANCE STUDY TO REVIEW THE EFFECTS OF SPECIFIC SUBSTANCE INTERFERENCE ON DIFFERENT GLUCOSE METERS AT KING FAISAL HOSPITAL & RESEARCH CENTRE, RIYADH, SAUDI ARABIA

*N. Adlan, T. Owaidah, M. De Torres*

**1373**

IMPLEMENTATION OF C-REACTIVE PROTEIN (CRP) POINT OF CARE TESTING IN THE PRIMARY CARE: A PILOT STUDY

*A. Demir*

**1374**

ENHANCEMENT OF PAEDIATRIC "HOME CARE" SERVICE BY MEANS OF A MOBILE POCT

*G. Di Maira, D. Gaggero, F. Marotta, C. Gallo Afflitto, W. Ventrella, E. Pasquarella, A. Casalaro, R. Pessina, L. Manfredini, F. Facco*

**1375**

VALIDATION OF HBA1C RESULTS OBTAINED WITH A POINT OF CARE INSTRUMENT

*P. Estévez Fidalgo, A. Piñeiro Caamaño, M. Otero Santiago, J. García Aschauer, M. Lorenzo Freire, R. Española Barrada, A. Benítez Estévez, C. Alonso de la Peña*

**1376**

EVALUATION OF MALTOSE INTERFERENCE ON HOSPITAL-BASED GLUCOSE METERS AND THEIR ACCURACY IN A PERITONEAL DIALYSIS CONTEXT

*R. Galović, I. Baršić, D. Rogić*

**1377**

EVALUATION AND PERFORMANCE OF THE NOVA STATSENSOR® CREATININE POINT-OF-CARE MONITORING SYSTEM

*C. Hudson, M. Rensburg, R. Erasmus*

**1378**

DOES THE ANALYTICAL ERROR IN BLOOD GLUCOSE MONITORING SYSTEMS CORRELATE TO CLINICAL RISK?

*M. Isgro', R. Morelli, C. Zuppi, D. Scribano*

**1380**

CROSS-COMPARISON EVALUATION OF TWO DIFFERENT BEDSIDE TEST DEVICE AND LABORATORY RESULTS

*H. Yilmaz, S. Kant, T. Esen, S. Kamburoglu, U. Ucar, Y. Yazici*

**1381**

USING SMALL-WORLD NETWORKS TO OPTIMIZE POINT-OF-CARE TESTING FOR PREPAREDNESS, RESPONSE, AND RESILIENCE

*G. Kost*

**1382**

PERFORMANCE EVALUATION OF THE LABGEO PT10 POINT-OF-CARE CHEMISTRY ANALYZER

*T. Jeong, M. Park, W. Lee, S. Chun, W. Min*

**1383**

COMPARISON BETWEEN HEMOCUE GLUCOSE METERS IN USE AT THE NAIROBI HOSPITAL WARDS AND THE CENTRAL LABORATORY AUTOANALYSER

*F. Ndungu, O. Masese, A. Amayo*

**1384**

DEVELOPMENT OF A PORTABLE, QUANTITATIVE DIAGNOSTIC SYSTEM FOR USE IN POINT OF CARE OF APPLICATIONS

*E. Hutchinson, M. Chard, A. Lakey, C. Nicholson*



# POSTERS

**1385**

A SURVEY OF LABORATORY ANALYSES PERFORMED IN PRIMARY HEALTH CARE IN SWEDEN

*P. Norlund, L. Norlund, G. Nordin*

**1386**

STABILITY OF GLUCOSE IN NEW WHOLE BLOOD QC SAMPLE AND PRELIMINARY UTILIZATION IN THE SMALL NETWORK OF QUALITY ASSURANCE SCHEME OF POINT OF CARE GLUCOSE TESTING

*W. Phetyang*

**1387**

DEVELOPMENT OF THE FINGERTIP BLOOD DILUTION METHOD FOR COMPLETE BLOOD CELL COUNT

*S. Osawa, S. Sugimoto, A. Tateishi, Y. Kudo*

**1389**

PROGNOSTIC SIGNIFICANCE OF SEPSIS MARKERS IN CARDIAC SURGERY PATIENTS WITH POSTOPERATIVE INFECTIONS AND SEPTIC COMPLICATIONS

*E. Rogalskaya, M. Plyushsh, E. Kozar, N. Samsonova, M. Yaroustovsky*

**1390**

MOBILE HEALTH CHECK SYSTEM: THE PREVENTIVE MEDICINE MODEL, USING POINT-OF-CARE TESTING IN JAPAN

*H. Sakamoto, K. Hata, M. Matsuda, M. Kamada, Y. Katayama, S. Imoto, S. Morimatsu, . Matsuda, M. Kanbara, M. Mukai, J. Yanagida, A. Imanishi, S. Ishiyama, U. Rie, K. Ueda*

**1391**

BLOOD GAS POINT-OF-CARE-TESTING: COMPARISON BETWEEN GEM PREMIER 4000 AND SIEMENS RAPIDPOINT 500

*A. Schiattarella, A. Primiano, L. Colacicco, P. Sgarlata, C. Zuppi, D. Scribano*

**1392**

POINT OF CARE WHOLE BLOOD KETONE MEASUREMENT TRACEABILITY TO AN GCMS REFERENCE MEASUREMENT PROCEDURE

*S. Schulz, K. Tendl, A. Bohn, D. Kasper, K. Herkner*

**1393**

USER VERIFICATION OF GLUCOMETER ANALYTICAL PERFORMANCE

*C. Kamonin, S. Manochiopinij, S. Sirisali, K. Sirisali*

**1394**

DOES TECHNOLOGY ALLOW FOR MORE? ANALYTICAL EVALUATION OF THE CONTOUR® PLUS GLUCOSE METER

*M. Kapusta, J. Skupien, B. Solnica, K. Slowinska-Solnica*

**1395**

THE EVALUATION OF THE BLOOD GLUCOSE LEVEL RESULTS THAT ARE OBTAINED FROM POINT-OF-CARE GLUCOSE MEASUREMENT DEVICE AND HEXOKINASE METHOD, WITH ERROR GRID ANALYSIS

*G. Guntas, C. Sonmez, A. Babacan Duyar, A. Ozturk Kaymak, K. Akin, N. Akkaya*

**1396**

EXTENSIVE EVALUATION OF SAMPLE INTERFERENCES ON POINT-OF-CARE GLUCOSE METERS

*Z. Godwin, M. Howes, N. Tran, A. Steele*

**1397**

GLUCOSE METERS QUALITY CONTROL IN POINT OF CARE SYSTEM IN POLAND

*P. Tomasik, B. Mrozek*

**1398**

ACCURACY STUDIES IN GLUCOMETERS: SHOULD WE USE CAPILLARY BLOOD OR VENOUS BLOOD FOR COMPARISON?

*C. Topcuoglu, F. Yilmaz, O. Kaya, B. Cakir*

**1399**

EXTENSIVE EVALUATION OF HEMATOCRIT INTERFERENCES ON POINT-OF-CARE GLUCOSE METERS

*N. Tran, A. Steele, Z. Godwin, M. Howes*

**1400**

DIAGNOSING GESTATIONAL DIABETES MELLITUS: A NEW CHALLENGING TASK FOR THE NOVA-STATSTRIP POC GLUCOSE ANALYZER

*M. Vučić Lovrenčić, S. Božičević, V. Radišić Biljak, I. Marković, M. Prašek*

## PRENATAL AND POSTNATAL TESTING

**1401**

NON INVASIVE PRENATAL FETAL BLOOD GROUP GENOTYPING IN THE MONITORING OF ALLO-IMMUNIZED ANTI-KEL1 PREGNANT WOMEN: EXPERIENCE OF THE FRENCH NATIONAL CENTER FOR PERINATAL HEMOBIOLOGY (CNRHP)

*D. Nelly, H. Stéphanie, T. Cécile, O. Martine, O. Olivier, S. Priscilla, C. Anne, C. Bruno, M. Agnes*

**1402**

INFLUENCE OF DIABETES AND METHOD OF CONCEPTION ON FIRST TRIMESTER SCREENING

*C. Andres Fernandez, G. Varo Sanchez, M. Gonzalez Moral, C. Martinez Riaza, L. Navarro Casado*

**1403**

PRENATAL DIAGNOSIS OF FETAL ANEUPLOIDIES USING QF-PCR: THE EGYPTIAN STUDY

*S. Atef*

**1404**

ADAMTS7, ADAMTS12 AND ADAMTS15 IN PLACENTA FROM PATIENT WITH PREECLAMPSIA

*M. Bal, A. Kirbaş, S. Gökşen, A. Uygur, B. Aynekin, Z. Firat, S. Akyol, K. Demircan*

**1405**

COMPARING TWO SCREENING PROGRAMMES FOR THE RISK OF DOWN SYNDROME IN FIRST TRIMESTER OF PREGNANCY

*H. Baran, F. Gün, G. Tekin Yalçın, Y. Kahveci, S. Abuşoğlu, A. Ünlü*

**1406**

IS VITAMIN D LEVEL IN EARLY PREGNANCY ASSOCIATED WITH DEVELOPMENT OF GESTATIONAL DIABETES?

*A. Armson, Y. Giguère, C. Woolcott, L. Dodds, J. Forest, H. Weiler*

**1407**

MATERNAL SERUM FREE-B-CHORIONIC GONADOTROPHIN AND PREGNANCY-ASSOCIATED PLASMA PROTEIN-A IN RELATION TO CO-VARIABLES AT 10-13 WEEKS OF GESTATION

*N. Gligorovic Barhanovic, I. Barac, S. Pantovic, V. Nikolic, J. Boljevic*

**1408**

EFFECTS OF SMOKING HABITS ON EXPECTED RISK VALUES FOR TRISOMY 21

*M. Grubač, D. Popović, N. Stanišić, V. Kavarić*

**1409**

COMBINED FIRST-TERM PRENATAL SCREENING OF GENETIC ANEUPLOIDIES AND CYTOGENETIC INVASIVE PROCEDURES: A PRELIMINARY ASSESSMENT

*M. Gutiérrez Agulló, P. Sánchez- González, M. González Bueno, M. Ballenilla Antón, M. Graells Ferrer*

**1410**

PRENATAL DIAGNOSIS OF PALLISTER-KILLIAN SYNDROME IN 3 TUNISIAN FETUSES: CLINICAL AND CYTOGENETIC ANALYSIS

*S. Hana, C. Habiba, O. Inès, M. Faouzi, M. Ridha*

**1411**

BIOCHEMICAL ASPECT OF THE DOUBLE TEST ON THE DOWN'S SYNDROME DIAGNOSIS – OUR EXPERIENCES

*M. Hoxha-Muhaxhiri, F. Muhaxhiri, V. Kutllovci, M. Kotori*

# POSTERS

**1412**

CHANGES OF URIC ACID AND UREA CONCENTRATIONS IN NEONATES' MECONIUM AS THE POTENTIAL LABORATORY PARAMETERS USED TO EVALUATE INTRAUTERINE DEVELOPMENT OF THE FETUS

*G. Janusz, B. Lisowska-Myjak*

**1413**

COMPARING TWO SCREENING PROGRAMMES FOR QUADRUPLE TESTS IN CALCULATING THE RISK OF DOWN SYNDROME IN THE SECOND TRIMESTER OF PREGNANCY

*Y. Kahveci, B. Öztürk, G. Tekin Yalçın, H. Baran, F. Gün, S. Abuşoğlu, A. Ünlü*

**1414**

PREDICTION OF PREECLAMPSIA USING 1ST TRIMESTER BIOCHEMICAL AND ULTRASONOGRAPHIC MARKERS

*G. Karampas, A. Haliassos, M. Rizou, K. Panoulis, N. Vitoratos, D. Rizos*

**1415**

THE EFFECT OF HAEMOLYSIS ON BLOOD GAS ANALYSIS AND ITS EFFECT ON RISK ASSESSMENT OF NEWBORN INFANTS WITH FETAL DISTRESS

*G. Lazaris, M. Karlsson, E. Borgström, E. Borgström, A. Brolinson, H. Lars Olof*

**1416**

COMPARISON OF SERUM CALCIUM AND ZINC LEVELS IN NORMAL PREGNANCY AND PREGNANCY WITH PRE-ECLAMPSIA

*K. Kaur*

**1417**

USE OF THE HPLC-ED METHOD IN CLINICAL PRACTICE – THE QUANTITATIVE MEASUREMENT OF 5-HYDROXYTRYPTAMINE (SEROTONIN) CONTENT IN UMBILICAL CORD BLOOD PLASMA OF HEALTHY NEWBORNS

*Y. Milyutina, A. Korenevsky, O. Kovalchuk-Kovalevskaya, N. Blokhina, A. Arutjunyan, I. Evsyukova*

**1418**

NON-INVASIVE PRENATAL SCREENING IN THE FIRST TRIMESTER OF PREGNANCY – IMPACT OF BIOCHEMICAL AND ULTRASOUND MARKERS ON THE RISK CALCULATION

*S. Obradovic, M. Jankes, M. Stanojevic, M. Sarkic, I. Radakovic*

**1419**

COMPARISON BETWEEN MULTIPLEX BEAD-BASED IMMUNOASSAYS DETECTION OF IGM AND IGG CLASS ANTIBODIES TO TOXOPLASMA, RUBELLA AND CYTOMEGALOVIRUS AND AUTOMATIC CHEMILUMINESCENCE IMMUNOASSAYS PERFORMED BY LIAISON XL® ANALYZER

*R. Ottaviano, M. Re, C. Rescaldani, G. Giuliani*

**1420**

SCREENING FOR FETAL ANEUPLOIDIES: FIRST OR SECOND TRIMESTER?

*D. Popovic, N. Stanisic, V. Kavacic*

**1421**

INITIAL EXPERIENCE OF THE IMPORTANCE OF THE CREATION OF PROTEIN S100B IN THE FETAL AND NEWBORN BRAIN-AS A BIOLOGICAL MARKER FOR BRAIN INJURY

*A. Sofjjanova, J. Olivera*

**1422**

COMBINATION OF INHIBIN-A WITH TRIPLE TEST MARKERS IN SECOND-TRIMESTER SCREENING FOR DOWN SYNDROME

*G. Tekin Yalçın, B. Öztürk, H. Baran, F. Gün, Y. Kahveci, S. Abuşoğlu, A. Ünlü*

**1423**

PROTEIN S100B AS A MARKER OF BRAIN INJURY IN CRITICAL NEWBORNS AND PREMATURE NEWBORNS

*S. Trojachanec Piponska*

**1424**

MATERNAL NON-INVASIVE FETAL DNA TEST  
USED IN PRENATAL DIAGNOSIS

*M. Yu, S. Fei*

**1425**

CALPROTECTIN IN NEONATES' MECONIUM AS A  
LABORATORY PARAMETER USED TO ASSESS  
INTRAUTERINE INTESTINAL DEVELOPMENT

*H. Zborowska, B. Lisowska-Myjak, E. Skarzyńska,  
J. Żytyńska-Daniluk*

## QUALITY ASSESSMENT

**1426**

LABORATORY EVALUATION OF TECHNOPATH  
CONTROLS ON THE ARCHITECT CHEMISTRY  
ANALYZERS

*J. Shih, D. Brault, L. Lennartz, M. Orth, A. Croce*

**1427**

APPLICATION OF SIGMA METRICS FOR  
IMMUNOASSAY TESTS

*N. Aksoy, N. Tekin, N. Bireroğlu, N. Serin*

**1428**

EVALUATION OF SHORT-TERM INTERNAL AND  
EXTERNAL QUALITY CONTROL DATA FOR  
CANCER ANTIGEN 15.3

*M. Usta, H. Aral, A. Kural, İ. Topaç*

**1429**

SIGMA METRICS TO ASSESS QUALITY:  
IMPORTANCE OF ALLOWABLE TOTAL ERROR  
(TEA) TARGET

*D. Armbruster, K. Hens, M. Berth, S. Westgard*

**1430**

COMPARISON OF SIX SIGMA PROCESS BETWEEN  
CENTRAL AND EMERGENCY LABORATORIES

*R. Arslan, O. Evliyaoğlu, S. Kuş, L. Çolpan, N.  
Mete*

**1431**

PATIENT-BASED MOVING AVERAGES FOR  
QUALITY CONTROL IN MEDICAL LABORATORIES

*D. Aslan, D. İren Emekli*

**1432**

PHYSICOCHEMICAL CHARACTERIZATION,  
MICROBIOLOGICAL AND PHARMACO-  
TOXICOLOGICAL ANALYSIS FOR QUALITY  
CONTROL OF AMOXICILLIN ACTIVE SUBSTANCE

*G. Bahdja, Z. Amina, B. Samia, I. Hicham*

**1433**

SIGMA APPROACH TO IMPROVE LABORATORY  
INVENTORY CONTROL

*. Bardoloi, G. Selveswara, S. Joseph*

**1434**

MONITORING OF STANDARDIZATION LEVEL IN  
EQA PROGRAM

*F. Bedrich, K. Josef, B. Marek*

**1435**

PATIENT PERCENTILE MONITORING - A  
VALUABLE QUALITY INDICATOR FOR THE  
EXAMINATION PHASE

*L. De Grande, D. Stöckl, K. Van Uytfanghe, L.  
Thienpont*

**1436**

POKA YOKE IN MEDICAL LABORATORIES

*O. Elgaddar*

**1437**

THE CORRELATION BETWEEN SIX SIGMA VALUES  
AND EXTERNAL QUALITY CONTROL OF  
HEMATOLOGICAL PARAMETERS

*S. Esmedere Eren, B. Cayci, O. Gulbahar*

**1438**

EXTERNAL QUALITY ASSESSMENT (EQA) FOR THE  
DETECTION OF FAECAL OCCULT BLOOD IN  
ARGENTINA

*L. Tau, P. De Luca, F. Ventimiglia, N. Fink*

# POSTERS

**1439**

INTERFERENCE BY HEMOGLOBIN: A PROPOSAL FOR CORRECTION

*J. García-Lario, M. Lopez-Velez, T. Rodriguez, F. Ben Jelloun, R. Coscojuela, T. De Haro*

**1440**

MEASUREMENT UNCERTAINTY OF TROPONIN-I TEST

*G. Güven, G. Saydam, M. Balk, A. Gögen*

**1441**

INSPECTING QUALITY IN THE CLINICAL LABORATORIES CHAIN

*K. Gustav, K. Anton, L. Peter*

**1443**

NOVEL METABOLIC ASSAY ENABLING PRE-ANALYTICAL QUALITY CONTROL OF HUMAN PLASMA SAMPLES

*B. Kamlage, B. Bethan, O. Schmitz, P. Schatz*

**1444**

SIX SIGMA METRIC ANALYSIS FOR PERFORMANCE OF FOUR ANALYTES WITH FRESH FROZEN SERUM

*F. Kang, C. Zhang, Z. Wang, W. Wang*

**1445**

ASSESSMENT OF ANALYTIC PERFORMANCE FOR TUMOR MARKERS WITH SIX SIGMA METHODOLOGY IN OUR CLINICAL CHEMISTRY LABORATORY

*E. Akbulut, M. Keleş, G. Saydam*

**1446**

HIERARCHY OF TARGET VALUES AND ACCEPTANCE LIMITS IN EXTERNAL QUALITY ASSESSMENT

*G. Kenneth, S. Dietmar, V. Katleen, T. Linda*

**1447**

EVALUATION OF VARIOUS ANALYZERS PERFORMANCE BASED ON THE INTERNAL QUALITY CONTROL RESULTS IN DIAGNOSTYKA SP. Z O.O. LABORATORIES

*J. Szatan, G. Sicińska, J. Swadźba, D. Kozłowska, Z. Bieniewska, M. Szokalski*

**1448**

SPIDIA-RNA: SECOND EXTERNAL QUALITY ASSESSMENT FOR THE PRE-ANALYTICAL PHASE OF BLOOD SAMPLES USED FOR RNA BASED ANALYSES

*F. Malentacchi, M. Pazzagli, L. Simi, C. Orlando, R. Wyrich, K. Guenther, P. Verderio, S. Pizzamiglio, C. Ciniselli, H. Zhang, V. Korenkova, L. Rainen, T. Bar, M. Kubista, S. Gelmini*

**1449**

IMPRECISION OF URINARY ANALYTES ON THE ROCHE COBAS 8000 SYSTEM ASSESSED WITH THE ANALYTICAL QUALITY SPECIFICATIONS DERIVED FROM BIOLOGICAL VARIABILITY

*R. Molinario, K. Pocino, P. Dalloiso, M. Fiorentini, C. Zuppi, M. Antenucci*

**1450**

IS THE TIME RIPE FOR A MANDATORY REGULATION ABOUT "GOOD POCT PRACTICE"?

*P. Montaldo, E. Pasquarella, D. Gaggero, E. Grisanti, F. Facco*

**1451**

REPORTING OF POST-PEG PROLACTIN CONCENTRATIONS, A STEP AHEAD: POINT TO THE ESTABLISHING OF A QC SCHEME

*N. MrSci Chokrevska Zografska*

**1453**

THE PROLONGING EFFECT OF MODIFIED MAGNESIUM HYDRO-SILICATE ON THE STABILITY OF AMMONIA TEST KITS

*F. Özçelik, F. Çepni, M. Serdar, M. Günay*



**1454**

EVALUATION OF ANALYTICAL PERFORMANCE FOR COMMONLY USED TUMOR MARKERS

*T. Ozgurtas, F. Yesildal, F. Aydin, A. Tas*

**1455**

PERFORMANCE OF CLINICAL LABORATORIES OF URUGUAY FOR CREATININE DETERMINATION

*A. Piana, A. Grobert, S. Raymondo*

**1456**

LABORATORY EVALUATION OF TECHNOPATH CONTROLS ON THE ARCHITECT IMMUNOASSAY ANALYZERS

*J. Shih, A. Croce, L. Lennartz, M. Orth, D. Brault*

**1457**

THE SIGMA METRICS AS AN INDICATOR OF LABORATORY ANALYTICAL QUALITY. EVALUATION OF A PANNEL IN SPECIFIC PROTEINS

*C. Soares, V. Santos, O. Pereira, S. Campos, I. Matcovschi, R. Alves*

**1458**

FSH, LH AND THYROID HORMONES PERFORMANCE EVALUATION WITH SIX SIGMA PROCESS ANALYSIS

*C. Tekin, O. Evliyaoğlu, R. Arslan, G. Toprak, N. Mete*

**1459**

PRE-ANALYTICAL ERRORS DUE TO SAMPLE INTERFERENCES: A WEQAS STUDY TO MONITOR THE EFFECTIVENESS OF SERUM INDECES

*M. Thomas, G. Davies, S. Jones, L. Davison, J. Phillips*

**1460**

EVALUATION OF ANALYTICAL PERFORMANCE OF THE CLINITEK ATLAS FOR PROTEIN IN SAMPLES FOR COMPLETE URINALYSIS

*G. Pacheco, B. Varela, S. Castagno, G. Moure, M. Zubillaga*

**1461**

ANALYSIS OF PRE-ANALYTICAL ERRORS IN SAMPLES FOR HEMATOLOGICAL MEASUREMENTS

*J. Vargas-Morales, C. Alvarado-Rodríguez, L. Fragoso-Morales, E. Medina-Cerda, S. Salazar-García, K. Martínez-Cedillo, M. Valle-García*

**1462**

SIX SIGMA TRIAL: WHAT IS THE EFFECT OF A STRICT AND BROAD SETTING OF INTERNAL QUALITY CONTROL ON THE ANALYTICAL VARIATION OF IRON TESTING IN PATIENTS?

*W. Verboeket-van de Venne, A. Diederer, D. Bertholet, J. Klaessens, W. Oosterhuis*

**1463**

TOTAL PROTEIN DETERMINATION BY THE KJELDAHL METHOD AS A REFERENCE PROCEDURE USED IN CLINICAL CHEMISTRY

*B. Vinklárková, V. Chromý, M. Bittová, L. Šprongl, M. Rikanová, I. Ohnůtková*

**1464**

COMPARISON OF DIFFERENT TEST TUBES AND PROTOCOLS IN GLUCOSE MEASUREMENTS

*J. Vlašić Tanasković, K. Jedrejčić, G. Juričić, L. Honović*

**1465**

PERFORMANCE EVALUATION OF BIOCHEMICAL ANALYZER

*H. Wang, Y. Wang, J. Wang*

**1466**

ESTIMATION OF PREANALYTICAL MEASUREMENT UNCERTAINTY FOR 14 CLINICAL CHEMISTRY SERUM ANALYTES

*X. Li, H. Wang, J. Wang*

**1467**

THE PERFORMANCE EVALUTATION OF THYROID HORMONE TESTING IN CHINA

*Y. Xiao, C. Zhang, H. Zhao, W. Wang, Z. Wang*

# POSTERS

**1468**

ISO 13528 ROBUST STATISTICAL METHODS IN BLOOD GLUCOSE TESTING ANALYSIS OF EXTERNAL QUALITY ASSESSMENT IN CHINA  
*Y. Xiao, C. Zhang, H. Zhao, F. Kang, W. Wang, K. Zhong, Z. Wang*

**1469**

CALCULATION OF UNCERTAINTY FOR PARAMETERS OF GENERAL CHEMISTRY AND HORMONE IN OUR LABORATORY  
*S. Sezer, G. Atikeler, C. Topçuoğlu, F. Yılmaz*

## REFERENCE RANGES AND DECISION LEVELS

**1470**

EVALUATION OF PARTITIONING METHODS USED IN DETERMINING REFERENCE INTERVALS  
*S. Ağaç, O. Değer*

**1471**

DETERMINATION OF THE REFERENCE RANGE OF 25- HYDROXYVITAMIN D3 BY THE INDIRECT METHOD IN BALIKESIR REGION, TURKEY  
*M. Alpdemir, M. Alpdemir*

**1472**

DETECTION OF HUMAN SERUM PROSTATE SPECIFIC ANTIGEN (PSA) USING SPR METHOD IN COMPARISON WITH ELISA FOR PROSTATE CANCER DETECTION  
*M. Ardani, A. Sahebgadam Lotfi*

**1473**

ESTABLISHING THE REFERENCE INTERVAL OF 25-OH VITAMIN D3 IN TOKAT REGION  
*L. Aydogan, G. Turk, I. Butun, S. Sahin, Y. Onder, Z. Ozmen*

**1474**

REFERENCE INTERVALS FOR COMMON BIOCHEMICAL AND IMMUNOASSAY PARAMETERS IN ADULT SAUDI POPULATION, IFCC-MULTICENTER STUDY  
*A. Borai, K. Ichihara, A. Masoud, W. Tamimi, S. Bahijri, A. Bawazeer, M. Nawajha, N. Otaibi, Z. Baarmah, H. Hussain, K. Takada, I. Kaddam, M. Abdelaal, D. Armbuster*

**1475**

INDIRECT REFERENCE INTERVALS FOR HEMATOLOGIC PARAMETERS IN A PEDIATRIC POPULATION  
*S. Çuhadar, T. Semerci, A. Atay, L. Demir, R. Sütçü, B. Arslan, B. Şirin*

**1476**

CLSI-BASED VALIDATION OF MANUFACTURER-DERIVED REFERENCE INTERVALS ON THE COBAS 8000 PLATFORM  
*V. Ferenc, J. Atamaniuk, S. Jansen-Skopy, B. Stöckelmeier, K. Grohs, M. Födinger*

**1477**

FREE PSA / TOTAL PSA CUT-OFF VALUES FOR PROSTATE CANCER AGAINST BENIGN PROSTATE HYPERPLASIA  
*M. Gökçe, H. Aral, U. Yüçetaş, G. Toktaş, B. Orhan, E. Yüçetaş, E. Serin*

**1478**

DETERMINATION OF REFERENCE INTERVALS FOR 24 HOURS URINARY CATECHOLAMINE METABOLITES EVALUATED BY HIGH PERFORMANCE LIQUID CHROMATOGRAPHY IN MERSIN  
*A. Gorur, S. Balci, G. Gezgin, G. Orekiçi Temel, G. Polat, L. Tamer*

**1479**

ESTABLISHMENT OF REFERENCE INTERVALS OF SOME CLINICAL BIOCHEMISTRY ANALYTES BY INDIRECT METHOD BASED ON SAMPLE DRAWING TIME  
*M. Gungor, C. Mertoglu, Z. Kusku-Kiraz, A. Cigli*

**1480**

REFERENCE RANGE OF SERUM PSA LEVEL IN INDIAN MALES: A HOSPITAL BASED STUDY

*A. Gupta, D. Gupta, R. Yadav, N. Gupta, K. Vinayak, A. Raizada*

**1481**

SERUM FERRITIN CONCENTRATIONS OF A HEALTHY REFERENCE POPULATION IN MANISA REGION OF TURKEY

*Y. Guvenc, A. Tin, C. Ulman, A. Oran, C. Gozukara, E. Onur, N. Yilmaz, Z. Ari, S. Kardesler, A. Var, F. Taneli*

**1482**

DETERMINATION OF GESTATION SPECIFIC THYROID PEROXIDASE ANTIBODY REFERENCE INTERVAL- A PRIME FOR PRECISE INTERPRETATION AMONG PREGNANT POPULATION

*S. Iqbal, F. Ghani, I. Siddiqi, A. Khan*

**1484**

VALIDATION OF REFERENCE INTERVALS ON THE ADVIA 2120 HEMATOLOGY SYSTEM

*S. Jansen-Skoupy, V. Ferenc, R. Fritsche-Polanz, J. Atamaniuk, K. Grohs, B. Stöckelmeier, M. Födinger*

**1486**

SERUM ACTIVIN A LEVELS TO DETECT AN ECTOPIC PREGNANCY

*V. Manolov, B. Marinov, V. Vasilev*

**1487**

REFERENCE INTERVALS IN NEONATES FOR THYROTROPIN AND THYROID HORMONES USING THE ROCHE COBAS IMMUNOASSAY PLATFORM

*M. Mitra, S. Basu*

**1488**

VERIFICATION OF ROCHE THYROID STIMULATING HORMONE AND FREE THYROXINE REFERENCE INTERVALS FOR USE IN A NEONATAL SCREENING PROGRAM FOR CONGENITAL HYPOTHYROIDISM AT A UNIVERSITY TEACHING HOSPITAL IN NAIROBI, KENYA

*G. Omuse*

**1489**

REFERENCE INTERVAL DETERMINATION FOR THYROID FUNCTION TESTS IN PREGNANCY

*N. Yücel, Ö. Çakır Madenci, G. Mutluoğlu, M. Ekşioğlu, H. Emin Kaya, A. Orçun Kaptanağası*

**1490**

THE APPLICABILITY OF REFERENCE RANGES BETWEEN ANY TWO AUTOMATED ANALYZERS: A CROSS-CHECK STUDY

*H. Polat, N. Kilic Baygatalp, N. Ozturk, E. Bakan, N. Bakan, F. Umudum*

**1491**

TRANSFERABILITY OF REFERENCE INTERVALS FOR SERUM PROTEIN ELECTROPHORESIS FROM CELLULOSE ACETATE TO AGAROSE FOR THE URBAN POPULATION OF ZAGREB, CROATIA

*A. Radeljak, S. Perkov, Z. Flegar-Mestric*

**1492**

DETERMINATION OF REFERENCE INTERVALS OF SOME BIOCHEMICAL TESTS WITH TWO DISTINCT METHODS

*H. Polat, E. Bakan, Y. Sahin, Y. Ozarda, N. Ozturk, N. Kilic Baygatalp*

**1493**

ESTABLISHMENT OF REFERENCE INTERVAL FOR VITAMIN B12 IN A UNIVERSITY HOSPITAL IN KONYA

*M. Öncel, E. Sarıtekin, A. Kıyıcı*

**1494**

REFERENCE INTERVALS FOR ROUTINE BIOCHEMICAL ANALYSES IN HEALTHY INDIAN VOLUNTEERS : C-RIDL IFCC INITIATIVE

*S. Shah, K. Ichihara, A. Dherai, R. Kawano, T. Ashavaid*

**1495**

AGE AND BMI RELATED CHANGES AS VARIATIONS IN TEST RESULTS WHEN DETERMINING REFERENCE INTERVALS USING MULTIPLE REGRESSION ANALYSIS IN SOUTH AFRICANS

*F. Smit, R. Erasmus, M. Hoffmann, J. Wassung, T. Matsha, K. Ichihara*

# POSTERS

**1496**

REFERENCE INTERVALS AND CUT OFF LIMITS FOR SCREENING OF POMPE, GAUCHER AND FABRY DISEASE

*Ö. Sönmez, D. Aslan, S. Kalkan Uçar, M. Çoker, E. Sözmen*

**1497**

VITAMIN B12 REFERENCE RANGE STUDY IN TURKISH POPULATION OF MANISA REGION

*F. Taneli, A. Tin, Y. Guvenc, A. Oran, C. Gozukara, C. Ulman, E. Onur, S. Kardesler, Z. Ari, N. Yilmaz, A. Var*

**1498**

REFERENCE INTERVAL CALCULATION FOR VITAMIN B12 AND FOLIC ACID

*Ö. Çakır Madenci, N. Yücel, Y. Önder, S. Tezcan, H. Turhan, A. Orçun Kaptanağası*

## STANDARDIZATION, ACCREDITATION AND HARMONISATION

**1499**

EFFECT OF CALIBRATION METHODS ON AUTOMATED IMMUNOASSAY ACCURACY AND STABILITY

*N. Akbas, A. Algeciras-Schimnich, N. Baumann, D. Block, J. Budd, S. Gaston, G. Klee*

**1500**

MEASUREMENT UNCERTAINTY OF TOTAL PROTEINS AND ALBUMIN

*G. Bosilkova*

**1501**

STUDIES OF REFERENCE METHOD FOR URIC ACID -DIRECT SPECTROSCOPY

*H. Cai, L. Lu*

**1502**

COMPARISON OF HBA1C IN EDTA AND EDTA - FLUORIDE TUBES

*S. Chakraborty, A. Kallner*

**1503**

THE DEVELOPMENT OF ENZYMOLOGY REFERENCE SYSTEM IN CHINA

*B. Chen*

**1504**

IN COMPLIANCE WITH 15189 STANDARD: INTRODUCTION OF AUTOMATIC INSTRUMENTS FOR DETERMINATION OF ERYTHROCYTE SEDIMENTATION RATE

*V. Filipce, S. Kuzmanovska, S. Trojancanec, D. Jusufi*

**1505**

LABORATORY MEDICINE BEST PRACTICE GUIDELINE: VITAMINS A, E AND THE CAROTENOIDS IN BLOOD

*R. Greaves, G. Woollard, K. Hoad, T. Walmsley, L. Johnson, S. Briscoe, S. Koetsier, T. Harrower, J. Gill*

**1506**

ESTABLISHMENT OF A COMMON CALIBRATOR FOR MASS SPECTROMETRY ANALYSIS OF SERUM TESTOSTERONE

*R. Greaves, C. Ho, K. Hoad, J. Joseph, B. McWhinney, J. Gill, T. Koal, J. Murby, V. Vamathevan, C. Fouracre, Y. Lu, B. Cooke, C. Boyder, H. Pham, L. Jolly*

**1507**

COMPARISON OF DIFFERENT IMMUNO-LUMINOMETRIC METHODS

*F. Rainer, S. Jennifer, P. Barbara, N. Susann, G. Christiane, B. Kathrin, H. Christian, W. Heike*

**1508**

THE IMPACT OF THE REAGENTS ON THE CANDIDATE REFERENCE METHOD OF CHE

*J. Jin, C. Chen*

**1509**

STANDARDIZATION OF SAMPLE COLLECTION MATERIAL AND SAMPLE PREPARATION FOR MASS SPECTROMETRY BASED METABOLOMICS ANALYSIS IN CLINICAL RESEARCH

*T. Koal, G. Dallmann, F. Polato, M. Rauh*

**1510**

DEVELOPMENT OF NOVEL REFERENCE MATERIAL OF WHOLE BLOOD TYPE FOR GLUCOSE MEASUREMENT

*K. Kuwa, E. Okumura, M. Umemoto*

**1511**

REFERENCE MEASUREMENT PROCEDURES AND THEIR APPLICATION IN THE STANDARDISATION OF ENDOCRINE MEASUREMENTS

*L. Mackay, V. Vamathevan, E. Murby, L. Jolly, G. Jones*

**1512**

FIRST STEPS IN THE DEVELOPMENT OF A CERTIFIED REFERENCE MATERIAL FOR ANTI-B2GPI IGG MEASUREMENTS

*G. Martos, R. Willis, E. Monogioudi, H. Schimmel, J. Sheldon, P. Meroni, I. Zegers*

**1514**

SIMPLE AND EASY METHOD FOR THE DETERMINATION OF ESTIMATED PLASMA GLUCOSE LEVEL FROM PATIENTS THAT ENTER HOSPITAL: AN EXAMPLE OF MULTICENTRIC DATA MINING

*M. Serdar, M. Koldaş, M. Serteser, M. Serteser, K. Akin, Ç. Sönmez, Ö. Gülbahar, F. Akbıyık, D. Yücel, İ. Ünsal*

**1515**

PERFORMANCE ASSESSMENT OF CREATININE METHODS IN GUYANA

*J. Shaw, Y. Irving, B. Jacobson, D. Seccombe*

**1516**

COMMUTABILITY STUDY ON CANDIDATE MATERIALS FOR THREE NEW ENZYME CERTIFIED REFERENCE MATERIALS

*B. Toussaint, F. Ceriotti, H. Schimmel, R. Rej, M. Besozzi, F. Gella, G. Giana, J. Lessinger, M. McCusker, M. Orth, M. Panteghini*

**1517**

COMPARISON OF ADVIA CENTAUR, ARCHITECT AND COBAS INTEGRA 800 SYSTEMS ON HOMOCYSTEINE ASSAY

*A. Lekkakou, E. Papaefstathiou, I. Vylliotou, E. Karakou, E. Marketou, N. Trakas*

**1518**

VALUE ASSIGNMENTS BY IFCC PRIMARY REFERENCE PROCEDURES ON CRM-001C, A 7TH LOT OF JAPANESE REFERENCE STANDARD FOR ENZYMES

*S. Ueda, S. Hosogaya, Y. Takagi, N. Hamazaki*

## TOXICOLOGY AND THERAPEUTIC DRUG MONITORING

**1519**

EVALUATION OF THE TOXIC AND ESSENTIAL ELEMENTS' LEVELS AND OTHER BIOCHEMICAL INDICATORS OF METALLURGY WORKERS EXPOSED TO PB AND CONTROL GROUPS

*M. (Odabaşı) Yaylagül, Z. Kayaalti, V. Türksoy, H. Yılmaz, İ. Kurt, T. Söylemezoğlu*

**1520**

BENZODIAZEPINES IN CLINICAL LABORATORY TOXICOLOGY

*L. Agnes, L. Aniko, M. Matyas, P. Zoltan, M. Attila*

**1521**

OETHILISMUS CHRONICA AS REASON FOR PANCREATITIS ACUTA

*M. Altandzieva, J. Tuteska, Z. Lozanovski*

**1522**

PERFORMANCE EVALUATION OF THE NEW ASSAY ELECSYS FOR THE MEASUREMENT OF TACROLIMUS AND CYCLOSPORINE

*A. Arbiol Roca, J. González de Aledo Castillo, R. Rigo Bonnin, P. Alía Ramos*

**1523**

INHIBITION OF BUTYRYLCHOLINESTERASE AND ACETYCHOLINESTERASE BY BISPHENOL A

*B. Ayazgok, T. Kucukkilinc*



# POSTERS

**1524**

CUT OFF VALUE DETERMINATION OF ENZYMMIMMUNASSAY (EIA) FOR DETECTION OF METABOLITES OF CANNABIS IN URINE

*S. Akfirat, N. Aydemir*

**1525**

THE EFFECTS OF OCCUPATIONAL EXPOSURE TO TOXIC METALS ON ORGAN FUNCTIONS, EXPRESSIONS OF 8-HYDROXY -21-DEOXYGUANOSINE AND CYTOKERATIN – 19 FRAGMENTS (CYFRA 21 -1 PROTEIN) AND RISK OF LUNG CANCER IN SOME WELDERS

*S. Banjoko, O. Ige, O. Olorunsogo*

**1526**

DRUGS OF ABUSE: STUDY OF SEIZURES IN CENTRAL AND SOUTHERN TUNISIA (2001-2010)

*K. Ben Marzouk, K. Garrab, M. Saadaoui, W. Douki, Y. Braham*

**1527**

COULD THE AMOUNT OF ETHYLGLUCURONIDE IN HAIR INCREASE IN DERMATOLOGICAL PROBLEMS AND IN UNHYGIENIC CONDITION OF THE SCALP?

*V. Bianchi, C. Arfini, S. Premaschi, A. Raspagni, M. Vidali*

**1528**

EVALUATION OF THE HEPATOCELLULAR DAMAGE MARKERS IN KIDNEY-TRANSPLANTED PATIENTS TREATED WITH TACROLIMUS, RENAL TRANSPLANT UNIT CENTRAL HOSPITAL PARAGUAYAN SOCIAL SECURITY INSTITUTE

*A. Acosta, M. Blanes Gonzalez, S. Franco, M. Vallejo*

**1529**

PARACETAMOL INTOXICATION

*E. Calci, T. Turhan, M. Sonmez, C. Cigirgan, F. Yilmaz*

**1530**

A COMPARISON BETWEEN CARBOHYDRATE-DEFICIENT TRANSFERRIN AND ETHYL GLUCURONIDE IN DETECTING CHRONIC ALCOHOL CONSUMPTION

*G. Catanoso, C. Arfini, S. Premaschi, A. Raspagni, S. Secco, M. Vidali, V. Bianchi*

**1531**

EVALUATION OF METHODS FOR TDM OF IMMUNOSUPPRESSANTS

*U. Čegovnik*

**1532**

HEPATOTOXICITY IN MULTIPLE INDUSTRIAL SOLVENT EXPOSURE

*C. Bal, M. Ercan, S. Abuşoğlu, M. Gündüzöz, E. Tutkun, H. Yılmaz*

**1533**

FULLY AUTOMATED ANALYSIS OF IMMUNOSUPPRESSANT DRUGS WITH ZINMSS-200 CLINICAL LC-MS/MS ANALYZER

*H. Özgen, E. Akyıldız, M. Çelik*

**1534**

THE PROTECTIVE EFFECT OF FISH OIL ON CISPLATIN-INDUCED HEPATOTOXICITY IN RATS

*K. Kaya, O. Ciftci, A. Cetin*

**1535**

PERFORMANCE EVALUATION OF THE DIMENSION TACROLIMUS ASSAY

*M. Park, T. Jeong, W. Lee, S. Chun, W. Min*

**1536**

HEPATOTOXIC EFFECTS OF ELECTRONIC WASTE LEACHATE ON RATS

*G. Ana, B. Esogwah, O. Bolaji*

**1537**

PROTECTIVE EFFECTS OF NIGELLA SATIVA ON CARBON TETRACHLORIDE-INDUCED HEPATOTOXICITY MODEL IN RATS

*N. Evliyaoglu, H. Vatansev, N. Kocak, B. Yalcin*

**1538**

ARE HOSPITAL LABORATORIES READY FOR DETECTION OF CHEMICALLY CONTAMINATED CASUALTIES?

*K. Eyison, M. Ortatatli, L. Kenar*

**1539**

ASSESSMENT OF EXPOSURE TO PESTICIDES IN PATIENTS WITH RA

*A. Ghorbel, M. Zouari, R. Akrou, S. Marzouk, F. Messadi, A. Hedhili, A. Hedhili*

**1540**

PERFORMANCE OF THE RAPIDFIRE SYSTEM FOR THERAPEUTIC MONITORING OF IMMUNOSUPPRESSIVE DRUGS

*D. Grote-Koska, S. Czajkowski, M. Wagner, K. Brand*

**1541**

LOWER PARAOXONASE ACTIVITY: MARKERS OF TOBACCO DEPENDENCE?

*D. HAJ MOUHAMED (1, 2), EZZAHER (1, 2), NAFFETI (1), DOUKI (1, 2), NAJJAR (1)*

**1542**

DEVELOPMENT OF A HIGHLY SPECIFIC POLYCLONAL ANTIBODY TO N-ACETYLPROCAINAMIDE SUITABLE FOR THERAPEUTIC DRUG MONITORING APPLICATIONS

*K. McConville, L. Mohamed-Smith, S. Savage, E. Healy, M. Benchikh, P. Lowry, R. McConnell, S. FitzGerald*

**1543**

URINARY TOLUENE METABOLITE CONCENTRATIONS IN MARGINALISED POPULATION GROUPS

*B. Hubková, J. Mašlanková, P. Jarčuška, J. Guzy, O. Rácz, M. Mareková*

**1544**

VALIDATION OF A HIGH PERFORMANCE LIQUID CHROMATOGRAPHY METHOD FOR DETERMINATION OF PRALIDOXIME IN HUMAN PLASMA

*B. Ines, G. Ines, B. Azza, E. Rym, N. Mohamed Anouar, A. Dorra, K. Fathia, B. Dorra, M. Wafa, G. Hayet, H. Abderrazek*

**1545**

IMPACT OF N-ACETYLCYSTEINE TREATMENT ON CHANGES IN SERUM ELECTROLYTE LEVELS AND HEMOSTATIC PARAMETERS IN PATIENTS WITH ACETAMINOPHEN OVERDOSE

*T. Çelik, F. Isleten, S. Yazıcı, E. Aksöz, O. Korkut, E. Ataş Berksoy, R. İsgüder, H. Ağın*

**1546**

INCIDENCE OF TOBACCO SMOKING AMONG PREGNANT WOMEN THAT APPLICANT TO AUTF LABORATORIES FOR PRENATAL SCREENING

*Z. Karaeren, M. Genç, B. Ayhan, M. Göv, İ. Gürpınar, M. Çalışkan, T. Özdemir, D. Öztuna, A. Avci*

**1547**

HESPERIDIN PROTECTS REPRODUCTIVE SYSTEM AGAINST CISPLATIN-INDUCED TESTICULAR AND SPERMATOLOGICAL DAMAGE IN RATS

*K. Kaya, M. Aydin, O. Ciftci, A. Cetin*

**1548**

BIOMARKERS FOR THE DETECTION OF CHEMICAL WEAPON EXPOSURES FROM THE PERSPECTIVE CBRN DEPARTMENT EXPERIENCES

*L. Kenar, K. Eyison, M. Ortatatli*

**1549**

METHADONE MAINTENANCE DOSE INFLUENCES CARDIOVASCULAR RESPONSES IN METHADONE MAINTENANCE PATIENTS

*S. Liu, H. Kuo, H. Tsou, S. Wang, S. Liu, I. Ho, C. Hsiao, Y. Hsu, C. Yeh, L. Chow, A. Chen, Y. Liu*

# POSTERS

**1550**

MORPHINE/CODEINE RATIOS IN THE URINE OF CONFIRMED HEROIN USERS

*H. Martin, M. Saleem*

**1552**

INTEREST OF EXPERIMENTAL DESIGN IN THE DEVELOPMENT OF AN ASSAY FOR THE DETERMINATION OF THREE PHENOTHIAZINES IN PLASMA BY HPLC-UV

*C. Mokaddem, M. Saadaoui, I. Hellara, F. Neffati, W. Douki, M. Najjar*

**1553**

COMPARISON OF CMIA, EMIT AND ECMIA METHODS FOR THERAPEUTIC MONITORING OF TACROLIMUS

*A. Ščavničar, P. Granić, R. Kos, Z. Lalić, A. Mijanović Kulišić, D. Rogić*

**1554**

METHOTREXATE MEASUREMENTS ON AN AUTOMATED CHEMISTRY ANALYSER: IMPORTANCE OF TEST EQUIVALENCE AND SPECIFICITY IN THE LOW CONCENTRATION RANGE

*J. Gillis, J. Den Hartigh, A. Korthuis, W. Rotteveel, C. Cobbaert, P. Schenk*

**1555**

METHOD VALIDATION OF PARACETAMOL BY LIQUID CHROMATOGRAPHY TANDEM MASS SPECTROMETRY(LC-MS/MS)

*A. Sivrikaya, S. Abusoglu, A. Unlu*

**1556**

ANALYTICAL VALIDATION OF A METHOD OF PROPORTIONING WITHIN THE FRAMEWORK OF THE THERAPEUTIC FOLLOW-UP

*W. Soudani, R. Djafer, F. Hadjadj-Aoul, F. Layachi, A. Neghra*

**1558**

QUALITY SPECIFICATIONS FOR THERAPEUTIC DRUG MONITORING (TDM) OF IMMUNOSUPPRESSANTS AND ANTIBIOTICS

*O. Matthijs, V. Florent, D. Koen, L. Katrien, V. Jan, V. Pieter, P. Steven*

**1559**

EFFECTS OF ACETYLSALICYLIC ACID UPON CYTOTOXICITY AT DIFFERENT CONCENTRATIONS OF ON LYMPHOCYTES IN IN VITRO CONDITIONS

*S. Taşkın, N. Aksoy, A. Taşkın, B. Adar, E. Şavik, H. Sezen*

**1560**

THERAPEUTIC DRUG MONITORING OF NEVIRAPINE IN PLASMA, CORD BLOOD AND BREAST MILK IN HIV-INFECTED WOMEN DURING PREGNANCY AND BREAST FEEDING IN DODOMA, UNITED REPUBLIC OF TANZANIA

*M. Tempestilli, E. Nicastrì, N. Bevilacqua, F. Vairo, A. Amendola, A. Giaffreda, S. Fazio, G. Liuzzi, P. De Nardo, N. Boniface, C. Zainab, C. Sakhoo, L. Pucillo, G. Ippolito*

**1561**

INVESTIGATION OF THE EFFECTS HYDROXYUREA DERIVATIVE 1,3,4-THIADIAZOLES ON FATTY ACIDS AND LYPOPHILIC VITAMINS IN LIVER OF RATS

*S. Turkoglu, A. Parlak, N. Alayunt, Y. Karagozoglu*

**1562**

THE REASONS FOR EMERGENCY ADMISSION RELATED WITH BLOOD ETHANOL CONCENTRATION (BEC)

*K. Ünal, T. Turhan, G. Atikeler, E. Çalıcı, M. Sönmez, F. Meriç Yılmaz*

**1563**

ANTIOXIDANT EFFECTS OF NIGELLA SATIVA ON KIDNEY AFTER ACUTE CCL4 APPLICATION

*H. Vatanssev, N. Evliyaoglu, B. Yalcin, F. Akyurek*



## TRACE ELEMENTS

**1564**

MODERATE AND STRENUOUS EXERCISE TRAINING EFFECTS FOR CHROMIUM DISTRIBUTION IN THE BRAIN, LIVER AND SPLEEN TISSUE OF RATS

*M. Cekmen, D. Ozsoy, U. Gundogmus, A. Inal, C. Eraldemir, H. Kir, S. Kuskay*

**1565**

LIVER IRON AND COPPER ASSESSMENT IN BIOPTIC MATERIAL FROM PATIENTS WITH DIFFERENT HEPATIC PATHOLOGY—DIAGNOSTIC SIGNIFICANCE AND RELATIONSHIP TO SERUM IRON AND COPPER PARAMETERS

*M. Dastych, M. Dastych, jr., M. Číhalová*

**1566**

EFFECT OF SELENIUM STATUS ON PLASMA HOMOCYSTEINE AND B VITAMIN LEVELS IN HEALTHY POPULATION

*E. Angelova, I. Vinev, T. Deneva, V. Gradinarska*

**1567**

A COMPARISON OF THE IODINE LEVELS IN STOMACH CANCER TISSUES AND HEALTHY STOMACH TISSUES IN RATS

*Z. Halici, M. Gulaboglu, H. Suleyman, C. Gundogdu*

**1568**

SERUM COPPER AND ZINC CONCENTRATIONS IN HEALTHY INDIVIDUALS OF BULGARIAN POPULATION

*I. Ivanova, B. Atanasova, A. Ilieva, K. Tzatchev*

**1569**

SCLEROSTIN, A NEW BIOMARKER IN VASCULAR THAT INDUCED LEAD TOXICITY

*M. Mulyana*

**1570**

A PROSPECTIVE STUDY ON ZINC AND IRON LEVELS OF HEALTHY BREAST-FED INFANTS AND THEIR MOTHERS DURING FIRST YEAR AFTER BIRTH

*T. Özden, G. Gökçay, Ö. Durmaz, H. İşsever, B. Ömer, G. Saner*

**1571**

REFERENCE INTERVALS DETERMINATION FOR COPPER AND ZINC LEVELS BY USING STORED DATA OF LABORATORY RESULTS

*D. Sahin, A. Dincel Sepici, N. Alparslan, O. Gulbahar, B. Cayci*

**1572**

ZINC AND COPPER: DIFFERENCES AND CORRELATIONS OF SERUM CONCENTRATIONS IN VARIOUS RHEUMATOLOGIC DISEASES

*D. Sahin, A. Sepici Dincel, F. Gogus, V. Sepici*

**1573**

THE SELENIUM DEFICIENCY IS HIGH AMONG MONGOLIAN CHILDREN

*E. Tserennadmid, R. Lander*

## VITAMINS AND NUTRITION

**1574**

VITAMIN D STATUS IN A TURKISH POPULATION: A RETROSPECTIVE STUDY

*M. Agilli, E. Akgul, I. Sener, F. Aydin, I. Aydin, H. Yaman*

**1575**

PLASMA METHYLMALONIC ACID AND HOMOCYSTEINE AS FUNCTIONAL VITAMIN B12 DEFICIENCY MARKERS IN PHENYLKETONURIA AND HEALTHY CHILDREN

*M. Akis, M. Kant, I. Isik, N. Arslan, H. Islekel*

# POSTERS

**1576**

FULLY AUTOMATED LC-MS/MS ANALYSIS OF 25-HYDROXYVITAMIN D2 AND 25-HYDROXYVITAMIN D3 WITH ZINMASS-200 CLINICAL LC-MS/MS ANALYZER

*M. Çelik, H. Özgen, E. Akyıldız*

**1577**

THIOL STATUS IN VITAMIN B12 DEFICIENCY

*M. Alisik, G. Tekin, N. Salim, E. Merve*

**1578**

COMPARISON AMOUNT OF VITAMINS OF B1 ,B2 ,B6 IN IRANIAN AND IMPORT RICE BEFORE AND AFTER POLISHING

*G. Asadikaram, Z. Vahabzadeh, T. Khalili, S. Nouruzi, N. Shahrokhi*

**1579**

EFFECTS OF ARTIFICIAL FOOD COLOURINGS, EXPOSED DURING PRENATAL TERM VIA MOTHERS DIET WITH THE DOSE OF NOAEL, ON LEARNING AND MEMORY

*F. Aylak, F. Gültekin, D. Kumbul Doğuç, İ. İlhan , E. Kulaç*

**1580**

VITAMIN D IN PATIENTS WITH CHRONIC BENIGN AND MALIGNANT PANCREATIC DISEASES: A PILOT STUDY

*A. Barassi, G. Melzi d'Eril, M. Corsi Romanelli, R. Pezzilli*

**1581**

SEPARATION AND QUANTIFICATION OF VITAMINS B1 AND B6 ACTIVE VITAMERS BY HYDROPHILIC INTERACTION LIQUID CHROMATOGRAPHY AND MASS SPECTROMETRY

*L. Beach, K. Chalcraft, J. Zeidler, J. Macri*

**1582**

DOES VITAMIN D DEFICIENCY EFFECT PLASMA TOTAL ANTIOXIDANT STATUS LEVELS?

*Y. Cicek, S. Yildirmak, M. Durmuscan, O. Dikker, M. Vardar*

**1583**

COMPARASION OF HOLOTRANSCOBALAMINE WITH OTHER MARKERS OF VITAMIN B12 DEFICIENCY IN MYELOPROLIFERATIVE DISORDERS

*F. Cinemre, B. Aydemir, H. Cinemre, A. Tamer, D. Cekdemir, H. Ekerbiçer, H. Yazar, M. Akdogan*

**1584**

IMMUNE COMPLEXES MIGHT EFFECT HOLOTRANSCOBALAMINE ASSAY OF VITAMIN B12 DEFICIENCY IN MYELOPROLIFERATIVE DISORDERS

*F. Cinemre, H. Cinemre, B. Aydemir, A. Tamer, D. Cekdemir, H. Yazar, H. Ekerbicer, M. Akdoğan*

**1585**

CORD BLOOD BONE MARKERS IN RELATION TO MATERNAL FOLATE AND VITAMIN B12 CONCENTRATION

*A. Colak, B. Toprak, I. Karademirci , H. Yalcin, O. Zengin, R. Avci*

**1586**

EVALUATION OF VITAMIN K DEPENDENT PROTEINS IN ROMANIAN NEWBORNS

*A. Craciun*

**1587**

TERMS OF VITAMIN D DEFICIENCY EVALUATION OF VITAMIN D STATUS IN CHILDREN IN AEGEAN REGION

*N. Dogan, A. Colak, N. Güden, F. Üstüner*

**1588**

L-CARNITINE EXHIBITS A SIGNIFICANT CAPABILITY TO BIND FREE CALCIUM, WHICH COULD BE A REASON FOR A NUMBER OF VARYING EFFECTS IN CELLULAR SYSTEMS

*S. Banihani*

**1589**

A METHOD FOR SEPARATION AND PURIFICATION OF BY-PRODUCT DIETARY PROTEIN AND TESTING THEIR POSSIBLE USE AS MALNOURISHMENT COMPLEMENT

*R. EL -Allawy*

**1590**

VITAMIN D PLEIOTROPIC EFFECTS IN AN APPARENTLY HEALTHY SOUTH AFRICAN POPULATION

*F. Smit, R. Erasmus, T. Matsha, J. Wassung, M. Hoffmann*

**1591**

HIGHLY STANDARDISED, FAST AND EASY DETERMINATION OF 25-HYDROXYVITAMIN D3/D2 BY SUPPORTED LIQUID EXTRACTION AND U/HPLC-MS/MS ANALYSIS

*F. Polato, I. Zitturi, D. Seppi, T. Koal*

**1592**

VITAMIN D DETERMINATION USING LC-MS/MS IN HEMODIALYSIS AND END STAGE RENAL DISEASE

*L. Anne Gaele, R. Christian, G. Nolwenn, M. Damien, F. Francois, B. Kalyane*

**1593**

VITAMIN D STATUS IN CHILDREN WITH PNEUMONIA

*N. Kurt, F. Ozgeris, G. Kaya, S. Ozkanlar, M. Gul, N. Bakan, E. Bakan, O. Gunes*

**1594**

THE SURVEY OF IRFI005 FUNCTION ABOUT REMOVING OF INTRA AND EXTRACELLULAR FREE RADICALS

*M. Hashemi, M. Ghojaie, R. Asadzadeh, A. Barzeghar*

**1595**

TOTAL VITAMIN D QUANTIFICATION: EQUIMOLAR DETERMINATION OF 25(OH)D2 AND 25(OH)D3 USING A BIOCHIP IMMUNOASSAY SYSTEM

*J. Stewart, D. McAleer, M. Benchikh, E. Healy, R. McConnell, S. FitzGerald*

**1596**

COMPARISON OF FOUR AUTOMATED SERUM VITAMIN B12 ASSAYS WITH SERUM METHYLMALONIC ACID AND HOMOCYSTEINE

*E. İspir, M. Serdar, T. Ozgurtas, İ. Kurt*

**1597**

SERUM BIOTIN CONCENTRATION AMONG CHILDBEARING AGE WOMEN IN NORTHERN PERSIAN GULF:A POPULATION BASED STUDY

*S. Jafari, I. Nabipour, R. Tahmasebi, R. Amirinejad, S. Akbarzadeh, S. Jafari, A. Movahed*

**1598**

MONITORING OF SERUM VITAMIN B12 AND FOLATE STATUS IN BULGARIAN UNIVERSITY POPULATION

*V. Birdanova, P. Jordanova-Laleva, M. Stoynovska, K. Lisaeva, J. Pastuhov, A. Sabri*

**1599**

ASSESSMENT OF THE USE OF GEL TUBES IN MEASUREMENT OF 25-HYDROXYVITAMIN D3 BY HPLC AND IMMUNOASSAY METHODS

*A. Borai, B. Suhad, L. Callum, M. Nawajha, A. Bawazeer, Z. Baarmah, A. Shanaa, I. Kadam, M. Abdelaal*

**1600**

THE HIDDEN RATIO OF DEPLETED IRON STORES: NORMAL HAEMOGLOBIN BUT LOW SERUM FERRITIN

*C. Karadag*

**1601**

ASSOCIATION BETWEEN VITAMIN D LEVELS AND BONE PAIN IN PREGNANCY

*S. Kaur, A. Taneja*

**1602**

THE ROLE OF VITAMIN D DEFICIENCY IN ABORTUS IMMINENS

*A. Kurtşahin, C. Deveci, Y. Ergün, A. Kılınc, M. Şeneş*

**1603**

THE PREVALENCE OF VITAMIN D DEFICIENCY AMONG POSTMENOPAUSAL WOMEN IN MONTENEGRO

*A. Klisic, V. Perunicic, T. Antunovic, I. Soldatovic, M. Jovanovic, N. Kavacic*

# POSTERS

**1604**

THE ASSOCIATION BETWEEN SERUM VITAMIN D CONCENTRATIONS AND COLORECTAL CANCER  
*K. Li, H. Lin, B. Wang, J. Kang, C. Chen, Z. Wu, S. Shiesh*

**1605**

THE EFFECT OF NERIUM OLEANDER ON OXIDATIVE DNA DAMAGE IN RATS FED WITH IN HIGH FAT DIETS  
*A. Sivrikaya, B. Dik, A. Bas, E. Menevse*

**1606**

IS VITAMIN D TOXICITY REALLY “RARE”?  
*M. Oktem, E. Erkan Kurdoglu, Y. Laleli*

**1607**

THE EFFECT OF SERUM 25 HYDROXY VITAMIN D3 LEVELS ON ASTHMA  
*O. Ogurlu, G. Guntas, H. Erman, G. Sasmaz, H. Uzun*

**1608**

25-HYDROXYVITAMIN D LEVEL IN COMMERCIAL LABORATORY TESTING IN POLAND  
*A. Faryj, E. Kanas, A. Marszałek, M. Sawicki*

**1609**

EARLY MARKERS OF OCCULT MEGALOBLASTOSIS IN PATIENTS OF ISCHAEMIC STROKE: PREVENTIVE APPROACH FOR PRIMARY HEALTH CARE  
*S. Sengupta Neogi, M. Thomas, A. Sharma, J. Kumar, U. Khanduri*

**1610**

SERUM HOLOTRANSCOBALAMIN AND VITAMIN B12 LEVELS IN OLDER PEOPLE WITH DEMANTIA  
*R. Soydas, A. Soydas, M. Serdar, F. Bakır, G. Orhan, H. Celik, M. Yıldırımkyaya, F. Ak*

**1611**

STATUS OF VITAMIN ‘D’ IN PATIENTS DIAGNOSED WITH DEPRESSION  
*S. Subedee*

**1612**

AGE- AND GENDER-RELATED MEAN VALUE OF BLOOD TOTAL VITAMIN D AMONG SAUDI ADULTS  
*A. Al-Hazza, A. Abo Haimad, W. Tamimi*

**1613**

A NEW CERTIFIED REFERENCE MATERIAL OF 25-(OH)-D2 AND 25-(OH)-D3  
*B. Vatanserver, A. İşleyen, G. Bilsel, S. Damla Hatipoğlu, K. Topal, A. Ceyhan Gören, M. Çelik*

**1614**

REFERENCE RANGE OF ELECSYS® VITAMIN D (25-OH) TOTAL IN HEALTHY THAI MEN POPULATION  
*N. Wannasilp, A. Kerdhangsoong, K. Sribhen*

# INDEX OF AUTHORS

Author	Code	Author	Code	Author	Code
Aakre K.	0303	Adebisi S.	0860	Ahlem B.	0810, 0453,
Abadi N.	1275	Adebusuyi J.	0576		0479, 0492
Abadi N.	0547, 0650	Adedeji N.	0860	Ahmad R.	0034
Abakar Ismail F.	1364	Adedeji T.	0860	Ahmad S.	1182
Abas M.	0180	Adediwura D.	0809	Ahmed Aimen B.	0861
Abbas N.	0613	Adel G.	0861	Ahmeti A.	0882
Abbiyesuku F.	0148	Adel N.	0084	Ahn J.	0904
Abd El Madjid B.	1266	Adeleke M.	1144	Ahuja A.	0953
ABD Ghani N.	1340	Ademoglu E.	0376, 0700,	Aigbe A.	0722
Abdalla L.	0769		0304	Aikimbaev K.	0923
Abdel Rahman M.	0347	Adeniji J.	0798	Aita A.	0962, 0926,
Abdelaal M.	1599, 1474	Adewumi O.	0798		0254
Abdelhafid B.	0744	Adie L.	0688, 0668	Ajadi M.	0161
Abdelhedi M.	0348, 0833,	Adigun K.	0576	Ajdzanovic V.	0588
	1273	Adlan N.	1372, 1365	Ajmal J.	0885
Abdellah D.	0802	Adli M.	1317	Ajobo M.	0576
Abdel-Maksoud S.	0347	Adriana P.	0564	Ajose A.	0860
Abdelmjid C.	1010	Adzioski P.	0440	Ak F.	1001, 1610
Abderrazak H.	0759	Afef B.	0492, 0453,	Akalin N.	0697
Abderrazek H.	0614, 0617,		0479	Akan M.	1314, 1243,
	1544	Afef H.	0491		1312, 1317
Abdessemed A.	0101	Afef S.	0102	Akande A.	0860
Aberkane M.	0241	Afshar H.	0040	Akbarpour M.	0172, 0295
Abiona O.	1144	Ağaç S.	1470	Akbarzadeh S.	1597
Abir B.	1242	Agarwal S.	0457	Akbaş A.	0660, 1306,
Abo Haimad A.	1612	Agbakwuru A.	0148		0641, 0638,
Abramishvili N.	0640, 0651	Agbedana E.	0576		0657, 0656
Abrashkina N.	0340	Aggarwal D.	0789	Akbas H.	0862, 0701,
Abuşoğlu S.	1405, 0575,	Aggarwal R.	1023		0886
	1084, 1064,	Aggelopoulou K.	0211	Akbas N.	1499
	1532, 1555,	Ağilli M.	0930, 0669,	Akbay E.	0948
	0454, 1422,		1574	Akbayır S.	0170, 0163
	1413, 1123,	Ağın H.	1545	Akbıyık F.	0950, 0005,
	1065	Agirbasli M.	0402		0835, 1042,
Acar E.	0160	Agnes C.	0139		1514, 1342
Acar L.	0788	Agnes I.	1366	Akbuğa K.	0318
Accattato F.	0737	Agnes L.	1520	Akbulut D.	0296
Acha-Sagredo A.	0227	Agnes M.	1401	Akbulut D.	0060
Acikel C.	1095	Agnes M.	1224	Akbulut E.	1445, 0395,
Acikgoz B.	0200, 0186	Agorastos T.	1178		0331, 0164
Açıkgoz G.	1211	Aguado Bueno B.	0633	Akbulut K.	1244, 1263
Acman Barišić A.	0652	Aguayo C.	1033	Akbulut S.	0164
Acosta A.	1528	Aguayo F.	0670	Akbulut Z.	0305, 1226
Adam R.	0787	Aguilar-Aldrete M.	1230, 1232	Akçaeer A.	1184, 1197
Adar B.	1309, 1559	Ahlawat R.	0457	Akcan B.	0991

# INDEX OF AUTHORS

Author	Code	Author	Code	Author	Code
Akçay A.	0544	Aksöz E.	1545	Alexander C. H.	0723
Akçay F.	0811	Aksu O.	1098	Alexandropoulos N.	0475
Akçay Y.	0555	Aksu Z.	0716	Alexandropoulou I.	1178
Akdeniz F.	1226, 0305	Aksun S.	0927, 0929,	Alexiou G.	0232, 0216
Akdoğan M.	1584, 1583		0854	Alexiou K.	0251
Akfirat S.	1524	Aktas A.	0808	Alexiu F.	0589
Akgol E.	0454	Aktas E.	0199	Algeciras-Schimmich A.	
Akgoz M.	1222	Aktas G.	0887, 0843		1499
Akgul E.	1574	Aktas H.	1222	Al-Hayek A.	1367
Akhan O.	1185	Aktas Oguz G.	0133	Al-Hazza A.	1612
Akimoto M.	0012	Aktepe N.	1247	Ali A.	0326
Akın K.	0010, 0552,	Akwiwu E.	0767	Ali B.	0374
	1514, 0671,	Akyıldız E.	1576, 1533	Ali D.	0911, 0932,
	1395	Akyıldız M.	0051		0913
Akin S.	1172, 1309	Akyol S.	1404	Alía Ramos P.	1357, 0055,
Akinade O.	1341	Akyurek F.	1084, 1064,		1362, 1522
Akinci M.	0523		1563, 1065	Alicezah M.	0034
Akindahunsi A.	0751	Akyuz C.	0838	Alina N.	0019
Akinlade S.	0576	Akyüz M.	1317, 1313,	Alisik M.	1577, 0128
Akinomladun C.	0751		1248	Aliu N.	0092
Akıs M.	1575, 0493	Al Adawi K.	0168	Aliyazıcıoğlu Y.	0220
Akkaya A.	0887	Al B.	1243	Aliyev E.	0557
Akkaya N.	0671, 1395,	Al Bahlani S.	0168	Al-Jahdali M.	1182
	0010	Al Ghaiti H.	0928	Al-Khatib A.	1086, 1086
Akman S.	1307	Al Grooni K.	0456	Alkis H.	1248
Akpınar E.	1318	Al Humaidan N.	1367	Alkis M.	1248
Akpınar G.	1156	Al Kassam D.	1183	Allam I.	0101
Akpınar Z.	0166, 0165	Al Kindi S.	0928	Allison J.	0057
Akpolat V.	0134	Al Nabhani A.	0168	Allkanjari A.	0159
Akpotuzor J.	0767	Alabakovska S.	1009, 0858	Alloush H.	0264
Akrout M.	0620	Al-Abdulaaly A.	0521	Al-Majali I.	0414
Akrout R.	1539	Alayunt N.	1561	Almeida J.	0699
Aksaray S.	1057	Albaladejo Oton M.	1147	Al-Onazi A.	1367
Aksit E.	0167, 0284	Albaladejo Otón M.	0768, 0786	Alonso Cerezo C.	0025
Akşit M.	0580, 0558	Albert Botella L.	0915	Alonso de la Peña C.	1368, 1375
Aksoy A.	1314	Alberton D.	0458	Alonso Romero J.	0662, 0664,
Aksoy H.	0229, 0796,	Alcelik A.	0843		0644
	0622, 0811	Aldemir O.	0043	Al-Othaim A.	0521
Aksoy K.	0687	Alebić M.	0608	Aloui S.	0661, 0914
Aksoy N.	0643	Alegre A.	0633	Aloui-Guorcii S.	0892
Aksoy N.	1427	Alexandre I.	0645, 0655	Alp Avcı G.	0748
Aksoy N.	1172, 1309,	Alekseev A.	0879	Alp H.	0203, 1249,
	1559, 1245	Aleksiev L.	1102		1294
Aksoy S.	1246, 1308	Alessandro P.	0329	Alparslan N.	0687
Aksoy T.	0961, 0455	Alevizopoulos N.	0211	Alparslan N.	1571

# INDEX OF AUTHORS

Author	Code	Author	Code	Author	Code
Alpdemir M.	1471	Andjelić T.	1218	Aral Y.	1287
Alpdemir M.	1471	Ando Y.	0627, 0628,	Aralica M.	0847
Alper S.	0184		0625	Aranguren Ibáñez Á.	1357
Alpoim P.	0062	Andra C.	0564	Araoud M.	0620, 1028,
Alratrout R.	1087	Andrade-Olivie M.	0828		0619
Al-Saeed A.	1367	András B.	0675	Aras Perk A.	1264
Al-Salihi F.	0559	Andre S.	1224	Aras Y.	0199
Al-Sehibani O.	0521	Andrea C.	0029	Arat Özkan A.	0411, 0391
Alsoaeiti S.	0213	Andrea S.	0675	Arat-Ozkan A.	0304
Al-Tamimi W.	0521	Andreas E.	0586	Arattan H.	0120
Altandzieva M.	1521, 0541	Andreas M.	1310	Araújo C.	0769
Altas G.	0672	Andreguetto B.	0866	Arbiol Roca A.	1522, 1357
Althaus H.	0740	Andres Fernandez C.	1402	Arce-Matute F.	0256
Altinkaynak K.	0811	Anelli M.	0445, 0001	Ardalic D.	1251
Altinkaynak Y.	0991	Angelidis C.	0992	Ardani M.	1472
Altintas S.	0320	Angelos E.	0373	Arfini C.	1527, 1530
Altun I.	1319	Angelova E.	1566	Arga K.	0116
Altuntaş A.	0011	Anghembem-Oliveira M.	0897, 0458	Argudo Ramírez A.	1357
Alvarado-Rodríguez C.	1461	Anghelyi A.	1219	Ari Z.	1481, 1497
Álvarez Delgado E.	0560	Anika R.	0031	Aribas A.	0318
Álvarez Menéndez F.	0560	Aniko L.	1520	Arinil H.	0621
Alvarez-Rios A.	0724, 0039	Ankush K.	0639	Arinola O.	0576
Alver A.	0287	Anna S.	1050	Arkan T.	0493
Alves J.	0813	Anne C.	1401	Armbruster D.	1429
Alves M.	0736	Anne Gaelle L.	1592	Armbruster F.	0839
Alves R.	1457	Anne-Françoise R.	0139	Armbuster D.	1474
Alyakut A.	1342	Annelies G.	1344	Armson A.	1406
Amadei M.	0906	Annika W.	0030	Arnau A.	0285
Amalia A.	1276	Annour A.	0123	Arnold V.	0586
Amayo A.	1383	Anouer N.	0617	Arnoud V.	1068
Amendola A.	1560	Ansari W.	0306	Arora K.	0174
Amina A.	0744	Antal-Szalmás P.	1219	Arpa M.	1066
Amina B.	0683	Antenucci M.	1449, 0002	Arpacı A.	1026
Amina Y.	0861	Antevska V.	1017, 0378	Árpád B.	0675
Amina Z.	1432	Antic A.	0673, 1058	Arraez Monllor M.	0519
Amine D.	0162	Anton K.	1441	Arrebola J.	0615
Amira M.	0374	Antonijevic N.	0408	Arreola Ramírez G.	0075
Amirinejad R.	1597	Antonuzzo L.	0274	Arroyo M.	0900
Amit J.	0088	Antunac Golubic Z.	0263	Arsic A.	1000
Amle D.	0457	Antúnez-Almagro C.	1191	Arslan B.	0938, 1475
Ana G.	1536	Antunovic T.	0467, 1603	Arslan D.	1002
Ana-Maria S.	0562	Aoulia D.	0861	Arslan N.	1575
Anastasovska V.	0563, 1238	Aparecida Bosco A.	0468	Arslan R.	1458, 0925,
Anckaert E.	0599	Apaydın A.	0832		1430
Anderson E.	0264	Aral H.	1477, 0974,	Arslanbuga C.	0808
Andi W.	0326		0455, 1428	Arslanbuga Yilmaz C.	1221

# INDEX OF AUTHORS

Author	Code	Author	Code	Author	Code
Arslanca T.	1122	Avcı A.	1546, 0745	Ayelagbe O.	0462
Arsov S.	0880	Avcı Aytav G.	1184, 1197	Ayhan B.	1546
Arteche Lopez A.	0025, 0633	Avcı E.	0748, 0920, 0878	Aykaç A.	0433, 0838, 0812, 0420
Arthur O.	1224	Avcı R.	0927, 0929, 1585, 0854	Aylak F.	1579
Arunrut N.	0434	Avcil Z.	0459	Aynekin B.	1404, 0463
Arutjunyan A.	1417	Avello-Lopez M.	0828	Aynur B.	0190
Arzuhal A.	0968	Avilés-Plaza F.	1191	Ayoka A.	0760
As'ad S.	1204	Avivar C.	0578, 1039	Ayşem K.	0354
Asadikaram G.	1578	Avivar-Oyonarte C.	0676, 0677	Azimi A.	0762
Asadikeram G.	0826	Avram S.	0965	Azizi I.	0663
Asadzadeh R.	1594	Avtandilov A.	0340	Azizoğlu M.	0556
Asensio Diaz M.	0703	Axel R.	0460	Azmathullah K.	0885, 1088, 0710
Ashavaid T.	1494	Axel S.	0770	Azza B.	0617, 1544, 0614
Aşkın S.	0258, 1256	Axelsson M.	0565	Azzoni P.	0259
Aslan B.	0337	Ayan D.	0470, 0546, 0989, 0461	Azzouz M.	0078
Aslan D.	0127, 1431, 1496	Ayar A.	1244	Baarmah Z.	1599, 1474
Aslan I.	1076	Ayari S.	0171	Babacan Duyar A.	1395
Aslan M.	0674, 1076	Ayaz L.	0170	Babaei M.	0875
Asma E.	0947	Ayazgok B.	1523	Babalola O.	0760
Asma F.	0415, 1071, 1079	Aydemir B.	1583, 1584	Babetto E.	0926
Asma O.	0374	Aydemir N.	1524	Babjuk M.	0260
Ataacar A.	1002	Aydemir Ö.	1196	Bachali A.	0171
Atalan N.	0788	Aydeniz N.	1021	Baciu A.	0589
Atalay S.	0812	Aydın A.	1239	Backa T.	0092
Ataman A.	1285	Aydın A.	1252	Bacun T.	0819
Atamaniuk J.	1484, 1476	Aydın F.	1261	Badiu C.	0589
Atanasova B.	1568, 0921	Aydın F.	1574, 1454, 0930	Baer-Dubowska W.	1109
Atanasova Boshku A.	0052	Aydın H.	0555	Bağceci A.	1312
Ataş Berksoy E.	1545	Aydın H.	1226, 0305	Bagdonaite L.	1254
Atasoy H.	0305	Aydın H.	0771, 0773, 1257	Bahadır Ö.	0761
Atay A.	0938, 1475	Aydın I.	1574, 1095, 0930	Bahadır S.	0834
Atef S.	1403, 0863	Aydın M.	1547	Bahar B.	0545
Ates N.	1199	Aydın M.	1103	Bahat Aydın K.	0876
Ateser G.	0076	Aydın M.	1249	Bahdja G.	1432
Atikeler G.	1469, 1562	Aydın O.	0940, 0412	Bahijri S.	1474
Atikeler G.	0545	Aydinol B.	0134, 1026	Bahri D.	0978
Atsuko K.	1003	Aydogan L.	0638, 0656, 0712, 0660, 1473	Bahri S.	0171
Attila M.	1520	Aydoseli A.	0199	Baikova Y.	0704
Attila T.	0675			Bairaktari E.	0356, 0992
Auberger F.	1092			Bais B.	1255
Augé J.	0169			Bakan A.	0876
Aumentado M.	0442			Bakan E.	0126, 1490, 0124, 0988
Autilio C.	0569, 0002, 1129				



# INDEX OF AUTHORS

Author	Code	Author	Code	Author	Code
Bakan E.	1593, 1492, 0672, 0258, 0117	Baraldi E.	1029, 1083, 1078	Basheleishvili G.	0640
Bakan N.	1256, 0988, 1490, 1593	Baran H.	1422, 1413, 1123, 1405	Bašić Kes V.	1207
Bakardzhiev I.	0187	Baran P.	0128, 0941, 0949	Basinoglu F.	1298
Baki A.	0079	Barassi A.	1580	Baskın Y.	0172, 0295
Bakır F.	1610	Barbara O.	1310	Basoglu C.	1193
Bakır S.	1257, 0773	Barbara P.	1507	Başpınar N.	1300
Bakkeren D.	1343	Barbarash O.	0401, 0302	Bassey I.	0809, 0173
Bakmaz Z.	0698	Barberá J.	0141	Basso D.	1223, 0254, 1152
Bakula M.	0498	Barbic J.	0634	Basu A.	0174
Bal C.	1532, 0296, 0575	Barbosa N.	0089	Basu S.	1324, 1487
Bal M.	1404, 0463	Barbullushi A.	0695	Batır M.	0328
Bal O.	0195	Barbuzano Safont C.	1352	Batista-Fernandes I.	1192
Balaban Yucesan F.	0991	Bardoloi A.	1433	Batman A.	0890
Balahoroğlu R.	1249, 1268	Barecka K.	0316	Batsalova T.	0081
Balcı M.	1070	Barghash N.	0864	Battaglia D.	0056
Balci S.	1478, 1212, 0170	Barlak Ketı D.	0566	Batur M.	0824
Balci T.	1258	Barlakketi D.	1100	Baturo A.	1167
Balci Y.	0686	Barlas A.	1290	Baudino G.	1092
Baleva M.	1102	Barneo Caragol C.	0560	Baum H.	0436
Balgaranov N.	0912	Barone R.	0999	Baumann N.	1499
Balgkouranidou I.	0623	Baroni S.	0524, 1129	Baumstark A.	0485
Balibey H.	1193	Barra G.	0769	Bawazeer A.	1599, 1474
Balk M.	0060, 0053, 1440, 0395	Barrero L.	0724	Baycheva V.	1356
Balla G.	1219	Barrionuevo M.	0266, 0578	Bayıl S.	0184
Ballenilla Antón M.	1409	Barros Pinheiro M.	0735	Bayındır H.	1187
Balogh E.	0368	Baršić I.	1376, 0263	Bayır Y.	1318
Balogh I.	1153, 1219	Barth J.	0380	Baykal T.	1222
Balogh L.	0368	Barth J.	0303, 0317	Baykan O.	1066, 0977, 1327
Balogh P.	0107	Bartlett W.	0118	Bayraktar F.	0493
Baltogiannis J.	0356	Bartłomiej G.	0359	Bayram F.	0584
Baluchnejadmojarad T.	0746	Bartolovic D.	0080	Baysal E.	1248, 1317
Banac S.	0847	Baruti Gafurri Z.	0307	Baysal N.	0711
Banihani S.	1588	Baruti Z.	0465, 1015, 0882, 0678, 0799, 1325, 0315	Bayturan Ö.	0328
Banjoko S.	0760, 1525	Barzeghar A.	1594	Baz M.	0828
Bannour I.	0914, 0661	Bas A.	1605	Beach L.	1581
Banys V.	0054, 1254	Bas Á.	1228	Beate T.	1310
Bar T.	1448	Baş Y.	0641, 0657	Becer E.	1227
Barac I.	0467, 1407	Basaralı M.	0935	Bede O.	1219
Baral N.	0609, 1332	Basaran-Kucukgergin C.	1261	Bedini J.	1369
				Bedir A.	0495
				Bedkowska E.	0301
				Będkowska G.	0206
				Bedrich F.	1434

# INDEX OF AUTHORS

Author	Code	Author	Code	Author	Code
Bego T.	0505, 0464, 0503, 0526	Ben Jelloun F.	1439	Beydemir Ş.	0013
Begolli G.	0465, 0799, 0307, 0840, 0882	Ben Marzouk K.	1526	Beyrau R.	0583
Begolli L.	1015, 0840, 0882, 0307, 0678, 1325, 0799, 0465	Benakova H.	0612	Bhandari R.	0157
Begovac J.	0795	Benassi L.	0259	Bhardwaj S.	0309
Begum J.	0613	Benayas-Bellido M.	0676	Bhatia K.	1182
Behara VLN M.	0710	Benchikh M.	0367	Bhatia S.	0472
Behera VLN M.	0885, 1088	Benchikh M.	1542, 1595	Bhatnagar M.	0309
Behrendt J.	1336	B�n�dicte B.	0933	Bhatt D.	0352
Beinert S.	0679	B�n�dicte F.	1124	Bhattacharjee J.	0309
Beja Mana�as M.	0813	Beneteau-Burnat B.	1370	Bhayana V.	0310
Bekers O.	0320	Ben�tez Est�vez A.	1368, 1375	Bhem N.	0446
Bekpınar S.	1215	Benitez-Benitez D.	0578, 0266	Bia�as-Chromiec B.	1115
Bel Haf Yahia W.	0892	Benlatreche C.	0650, 1275	Bia�ek S.	0311, 1106
B�la S.	0729	Benli Aksungar F.	0698	Bianchi M.	0056
Belatreche C.	0547	Benli �.	0656, 1260, 0660, 1306, 0657, 0638	Bianchi V.	1530, 1527
Belge Kurutas E.	0119, 1319	Benmebarek K.	0650	Bibi A.	1163
Belhabib M.	1273	Benou N.	0903	Biczysko M.	0316, 0353
BELHASSEN H.	0615	Beqja-Lika A.	0695	Bidegain E.	0916
Belik E.	0401, 0302	Beranek M.	0574	Bieniewska Z.	1447
Belkacemi M.	0725	Berber I.	1222	Bigot-Corbel E.	0932, 0911, 0913
Bellantone R.	0587	Bercik Inal B.	0076	Bilen H.	0811
Bellaoui H.	0212	Bereczky Z.	0368	Bilge A.	0376
Bellei E.	0259	Bergamini S.	0259, 0071	Bilgi C.	0878
Bellia C.	1186	Bergmann K.	0308	Bilgili S.	1268
Bellini F.	0185	Berisha E.	1325	Bilgili S.	0580, 0558
Bellocco R.	1223	Berisha F.	1325	Bilgili U.	1295
Bellot R.	0241	Berisha S.	1325	Bilgin E.	0272, 0175
Belouni R.	0896	Berki T.	0107	Bilgin �.	1103
Beltova B.	1102	Berlanga O.	0680, 0688, 0668	Bilaminu S.	0860
Ben Ammar S.	0171	Bermudo Guitarte C.	0244, 0702, 0717	Bilic-Zulle L.	0192, 0976
Ben Bnina A.	0661	Bernadich O.	0285	Bilir A.	0199
Ben Dbibis M.	0482, 1289, 0814, 0355, 1259, 0997, 0483	Bernardini S.	1200	Biljali S.	0052, 0378, 0149, 0820, 1138, 0145, 0332
BenHadjMohamed M.	1289, 0483, 0482, 0814, 0355, 0997, 1259	Bernasovska J.	0658, 0371	Billen J.	0865
Ben Hfaiedh H.	0620	Bernhardt K.	1073	Bilopavlovic N.	0841
		Berry M B.	1104	Bilsel A.	1141
		Berska J.	0178, 0931	Bilsel G.	1222, 1613
		Berth M.	1429	Binczak-Kuleta A.	0063
		Bertholet D.	1462	Bingul I.	0222, 1261
		Besozzi M.	1516	Binici H.	1248, 1317
		Bess D.	0586	Bircan F.	0545
		Bethan B.	1443	Birdanova V.	1598
		Bevilacqua N.	1560	Birero�lu N.	1427

# INDEX OF AUTHORS

Author	Code	Author	Code	Author	Code
Birgit S.	1344, 0987	Bonfiglio S.	0004	Božnar Alič E.	1030
Birková A.	0236	Bongioanni S.	0338	Bozok Cetintas V.	0114
Biskup K.	0016, 0176	Boniface N.	1560	Bozovic D.	0467
Bislim B.	0315	Boone J.	0518	Boztepe G.	1260
Bislimi B.	0689	Boorsma E.	1343	Bozzato D.	0254
Bislimi N.	0689, 0315	Borai A.	1599, 1474	BPD A.	0004
Bisson C.	0516	Boran B.	0076	Braga F.	0118
Bittenglová R.	1139	Borawska R.	0202	Braga Gomes Borges K.	0468
Bittera I.	0151, 0135	Borecka K.	0353	Braga Gomes K.	0735
Bittová M.	1463	Borg C.	0553	Bragato G.	0040
Bivona G.	1186	Borges K.	0728	Braham Y.	1526
Bjorkman Y.	0428	Borges K.	0831	Brahim N.	0314
Blacha A.	0300	Borges K.	0736	Brajic A.	1170, 1174
Blackhurst D.	0067, 0065	Borgström E.	1415, 1415	Brand K.	1540
Blaha M.	0221	Boronova I.	0658, 0371	Brandimarte A.	0254
Blais J.	1145	Borowczyk K.	1315	Brandslund I.	0469, 0003
Blanc J.	1092	Borque L.	0715	Brasen C.	0003
Blanco Vila M.	0188	Boscia A.	0999	Brasoveanu D.	0589
Blanes Gonzalez M.	1528	Bosco A.	0728	Bratož S.	1371
Blascakova L.	0371	Bosco A.	0736	Brault D.	1426, 1456
Blasco P.	1092	Bosilkova G.	1500, 0858	Bravo Y.	1183
Blat D.	1329	Bosnjak N.	0104	Brehar A.	0589
Blecharz P.	0282	Bostan C.	0391	Brenna S.	0230
Block D.	1499	Bottini P.	0866	Břichnáčová A.	0028
Blokhina N.	1417	Botzova V.	0912	Brigitte W.	1310
Boboyianni C.	0110	Bou Arevalo G.	1352	Briscoe S.	1505
Bochev P.	0177	Bouabdellah M.	0993	Brocco G.	0973
Bocheva Y.	0177	Bouajina E.	1289, 0814	Brochet J.	0551
Bociąg P.	1167	Boubaker S.	0162	Brodská H.	0815
Bock E.	1158	Boudaoud K.	0650	Brolinson A.	1415
Bogavac M.	1110	Boudaya M.	1163	Bruno B.	0933
Bogavac-Stanojevic N.	0985	Boudry P.	0357	Bruno C.	1401
Bogdanos D.	0108	Bousahba A.	0241	Brzosko I.	0063
Bogdanska J.	1262	Bousselmi K.	0790	Brzosko M.	0063, 0073
Bogdaycioglu N.	0982	Boussen H.	0615	Budd J.	1499
Bogov B.	0921	Boyder C.	1506	Budima N.	0799, 0315,
Bohn A.	1392	Bozbey H.	0197		0678
Bolaji O.	1536	Bozduman T.	1146	Bugajska J.	0178, 0967
Bolayırılı İ.	1103	Bozic J.	0155	Bugdayci G.	0120
Boljevic J.	1407	Božičević S.	0908, 1400	Bugrov A.	0364
Boncheva M.	0177, 0130,	Bozkurt B.	0313, 0215	Bugyi B.	1214
	0749, 0312,	Bozkurt Çolak N.	1359	Bujakiewicz I.	0353, 0316
	0764	Bozkurt M.	1359	Bulat-Kardum L.	0192
Bonet-Marqués R.	1012	Bozkurt U.	1062, 0466	Bulo A.	0695
Boneva T.	0681	Bozlu M.	0163	Bulut E.	0968

# INDEX OF AUTHORS

Author	Code	Author	Code	Author	Code
Bulut M.	0924	Campos F.	0728	Carrozza C.	0587, 0569, 1333
Bunesova M.	0934	Campos M.	0089	Carr-Smith H.	0688, 0668
Bunk D.	0380	Campos S.	1457	Caruso A.	1186
Bunk D.	0317	Camps E.	0549	Carvalho A.	1111, 1120
Buño-Soto A.	0707, 1039	Can A.	0179	Carvalho Godoi L.	0735
Buonavolontà L.	0095	Can M.	1185	Carvalho M.	0728, 0736, 0727, 0729, 0096, 0106
Burgmann H.	0451	Can Ü.	0318	Carvalho M.	0831
Burova N.	0333	Can Y.	1022, 1297	Casalaro A.	1374
Busch V.	0780	Canali A.	0781	Casas Pina T.	0385, 0407
Bussières J.	1145	Cañavate-Solano C.	0256	Casas-Pina T.	0342
Butron M.	1348	Canbolat İ.	0391	Caselli C.	0056
Bütün İ.	0656, 0657, 0712, 0660, 0641, 1473	Canbolat O.	0064, 0180	Castagno S.	1460
Buyukbayram H.	1098	Candar T.	0319, 0072	Castells Sarret N.	0666
Büyükören B.	1020	Candás Estébanez B.	0055, 1362	Castiglioni E.	0004
Bwalya M.	0632	Caner Yanık N.	0325	Castillo M.	1089
Bystrzycka W.	0721	Canić V.	0979	Castro-Albarran J.	1232
Caballé I.	0140	Çankaya M.	0618	Castro-Albarran J.	1230
Caballé Martin I.	0944	Canpolat M.	0275	Castro-Castro M.	0444
Caban D.	0652	Canu G.	0587, 0569, 1149, 1165	Castro-Vega I.	1118, 0772
Cabezas-Fernández M.	0677	Cao G.	0140	Çat K.	1043
Cachapuz I.	1111, 1120	Cap J.	0574	Catanoso G.	0507, 1530
Cagman Z.	0402	Capoluongo E.	1333, 1149, 1165	Causevic A.	0506, 0503, 0464, 0526, 0505
Cai H.	1501	Caragheorgeopol A.	0589	Cavak N.	1264
Cailliat C.	0549	Carbone G.	0781	Cavenagh J.	0680
Cakir B.	0924, 1398	Carbonell Muñoz R.	0768, 0782, 1147	Cavender M.	0352
Çakır E.	0920, 0878	Cardinaels E.	0320	Cavunt Bayraktar A.	0180
Çakır E.	0195, 0523	Cardinale D.	0390	Cayan F.	1212, 0170
Çakır Madenci Ö.	0450, 0726, 1489, 1498	Caria S.	0121, 0873	Caycı A.	0277
Cakiroglu T.	1263, 1244	Carina R.	0279	Caycı B.	0470, 0546, 1437, 0461
Çalan M.	0493	Carmona M.	0724	Caycı B.	1571
Çalçı E.	1562, 1529	Carneiro R.	0694	Ceballos Ogando S.	0188
Calibasi G.	0172, 0295	Carobene A.	0118	Cebreiros Lopez I.	0519, 0407
Calin D.	0019	Carol S.	0770	Cebreiros-López I.	1228, 0136, 1052, 0147
Çalışkan M.	1546	Caroline L.	1124, 0321, 1080, 1074, 0139	Cécile T.	1401
Callum L.	1599	Carraro P.	0926, 0040, 0437	Cefalo C.	1032
Calvo M.	0828	Carrasco-Torres R.	0136, 0147	Cefle K.	0646
Calvo Malvar M.	1368	Carrera P.	0004	Cegan A.	0370
Calzada González M.	0915	Carrillo-Vico A.	0039	Čegovnik U.	1531
Çam S.	0328				
Camelia G.	0044				
Camilo A.	0692				
Campbell J.	0367, 0509				

# INDEX OF AUTHORS

Author	Code	Author	Code	Author	Code
Cekdemir D.	1584, 1583	Çevik M.	0471, 0144	Chen B.	1503
Cekmen M.	1295, 0827	Ceyhan Gören A.	1613	Chen C.	1508
Cekmen M.	0160, 1564	Ceylan G.	1122, 0996	Chen C.	1604, 1090
Cekovska S.	1121, 0858, 0497	Chaabane A.	0171	Chen H.	0426
Celepkoğlu T.	1021	Chaabouni Y.	1272, 1304, 1265, 0894	Chen J.	0684
Celik A.	0403, 1229, 0837, 0522	Chaded H.	0050	Chen J.	0426, 0426
Çelik B.	1020	Chahed H.	0997, 0483, 1259	Chen Y.	0624
Celik F.	1241	Chahira R.	1266	Cherifa B.	0389
Celik H.	1610, 0544, 0575	Chaima Abdelhafidh S.	0683	Chew M.	0235
Çelik H.	0807	Chakib M.	0314, 0413, 1242	Chew Y.	0442
Çelik H.	0682	Chakraborty S.	1502	Chiabchalard A.	0747
Çelik M.	1613, 1576, 1533	Chakravarthi R.	0885	Chiesa I.	1166
Celik S.	0816	Chalcrafft K.	1581	Chikkahonnaiah P.	0269, 0789
Çelik T.	1545	Chalyovska-Tsencova A.	0381	Chimonidou M.	0623, 0183
Celik V.	0771, 0773	Chan P.	0684	Cho D.	1067
Celikel B.	0788	Chandoga J.	1262	Cho S.	1067
Cenci A.	1029	Chandra L.	0472	Choe Y.	1360
Cengiz M.	0481	Chandra, singh, Dhanwal, Lali, Mo ndal, Sinha L.	0530	Choi A.	0593
Cepic K.	0841	Chandran P.	0087	Choi H.	0630, 1177, 0018
Çepni F.	1453	Chandrasekaran S.	0129	Chow L.	1549, 1216
Cepova J.	0995	Chandrashekar L.	1213	Choy K.	0570
Cerezuela Fuentes P.	0782	Chandrashekar L.	0836	Christ G.	0740
Ceriotti F.	1516, 0181	Chang C.	1090	Christa C.	1068
Cermak T.	0370	Chang H.	0774	Christensen C.	0469
Cerne D.	0021	Chang K.	0032	Christensen H.	0469
Cerny S.	0383	Chapelier M.	0210	Christensen I.	0210
Cesuroğlu T.	0643	Chard M.	1384	Christenson R.	0380
Cetin A.	1534, 1547	Charitonidis I.	0427, 0531	Christenson R.	0317
Çetin A.	0618	Charles-Davies M.	0576	Christian H.	1507
Çetin A.	0637	Charles-Nino C.	0265	Christian K.	0770
Cetin E.	0133	Charlotte K.	1358	Christian R.	1592
Cetin İ.	1100, 0566	Chartaoui S.	0661	Christian R.	0245
Cetincelik U.	1091	Chasiotis G.	0109, 0094, 0110, 0090	Christian T.	0651
Cetingok H.	0646	Chatatikun M.	0747	Christiane G.	1507
Cetinkaya A.	0119	Chaturvedi A.	1267	Christina H.	0031
Cetinkaya C.	0204, 0182, 0842	Chavarria-Avila E.	1230	Christina K.	0373
Cetinkaya R.	0901	Chedia Z.	1242	Christina M.	0770
Cevatemre B.	0297	Chehed H.	0892	Christine A.	0631
Cevik A.	1241	Cheima T.	0617, 0614	Christoph M.	1101
Çevik M.	1026	Chen A.	1549	Christopher J.	0280
				Chromý V.	1463
				Chrostek L.	1041, 1040, 1031
				Chu L.	1085

# INDEX OF AUTHORS

Author	Code	Author	Code	Author	Code
Chumark P.	0844	Cocci F.	0056	Corsi Romanelli M.	1580, 0323
Chun S.	1535, 1382, 0252	Coen Herak D.	0742	Corso G.	0872, 0999
Chung H.	0233	Cohen-Bacrie M.	0599	Cort A.	0817, 0346, 1284
Church S.	0980, 0028, 0942	Cohn C.	0692, 0694	Cortés M.	1118, 0772
Ciaccio M.	1186	Coillinson P.	0343	Corteseo E.	0699
Cianciulli M.	1148	Coin I.	1092	Cosar A.	1193
Cibiček N.	1112	Coj A.	0322	Coscojuela R.	1439
Cibor D.	1054	Çoker M.	1094, 1496	Cosic V.	0388, 1286, 0324, 0113
Çiçek H.	0184	Çokluk E.	1268	Cosin P.	1092
Cicek Y.	1582	Colacicco L.	0524, 1391	Coskun A.	1222, 0118
Ciechanowicz A.	0063	Colak A.	1585, 0466, 1587, 1062, 1338	Coskun C.	1330, 1298, 0325
Ciepiela O.	0045, 0721, 0792	Colak E.	0036, 1195, 1005, 1299, 0037	Coşkun Ö.	1201
Ciftci O.	1534, 1547	Colbay M.	0470, 0546, 0461	Coskun Z.	0200, 0186
Çiftçi R.	0197, 0272	Colombo A.	0390	Cosseddu D.	0338
Ciftci S.	0189, 0190	Çolpan L.	0935, 1021, 0925, 1430	Costa F.	0708
Cigerli S.	0337, 0989	Çömert E.	0745	Costa S.	0769
Cigirgan C.	0924, 1529	Concolino P.	1173, 0115	Costella A.	1173, 0115
Cigli A.	1479	Conesa Zamora P.	1147	Courtis N.	0903
Čihalová M.	1565	Conrad K.	0105, 0108, 0085	Covelli B.	0095
Cikim G.	1229	Considine A.	1013	Cozzani R.	0439
Çilingir V.	1249	Consoli R.	0096, 0106	Craciun A.	1586
Cimino R.	0737	Constantin D.	0562	Crespo E.	0670
Cinemre F.	1583, 1584	Constantinidis T.	1178	Criado I.	0699
Cinemre H.	1583, 1584	Conte M.	0338	Crijns H.	0320
Cingirt M.	0984, 0990	Conti N.	0445	Cristadoro L.	0254
Ciniselli C.	1448	Conway M.	0264	Cristina P.	0564
Cittaro D.	0004	Cook M.	0680	Cristina S.	0326
Civelek E.	0199	Cooke B.	1506	Critelli R.	1029
Ckonjovic M.	1170	Corberand J.	1354	Cro A.	0437
Claerhout H.	0865	Coric J.	0473	Croal B.	0057
Claude L.	1224	Corin B.	0562	Croce A.	1456, 1426
Clayton de Souza Ferreira A.	1162	Corina Daniela E.	1276	Crockard M.	0360
Clemence G.	1038	Coronado-Álvarez N.	0595, 0775	Cromarty D.	1075
Clerico A.	0591, 0577	Corona-Meraz M.	1237, 1230	Crowther N.	1234
Clericuzio S.	0872	Corradini R.	0276	Csernok E.	0108
Clunie I.	0057	Corral J.	0743	Cubiella Fernández J.	0188
Çoban A.	0618	Correale M.	0185	Çubukçuoğlu Z.	1196
Coban J.	1252	Correia L.	0813	Cuckova B.	1061
Cobanoglu G.	0200, 0186			Cueva Mateo E.	1162
Cobbaert C.	1554			Cugini A.	0445
Cocci A.	1069			Çuhadar S.	1475, 0938
				Cukurova Z.	0646

# INDEX OF AUTHORS

Author	Code	Author	Code	Author	Code
Cullhaj B.	0159	Dastyh,jr. M.	1565	Dejan M.	1189
Cuoghi A.	0071, 0259	Davcheva D.	0187	Dejanov P.	0059
Curic N.	0592	David A.	1113	Dejanova B.	1017, 0378
Curkovic S.	0500	David H.	1114	Dejanova V.	1061, 0605
Cuvelier G.	0210	Davies G.	1459	del Castillo-Figueruelo B.	
Cvetkovic T.	0867	Davis H.	0928		0539
Cylwik B.	1041, 1040, 1031	Davison L.	1459	Del Gigia Aguirre L.	1119, 0783, 0776
Cymerys M.	1321	Davran F.	0862, 0701, 0886	del Pozo R.	1033
Czajkowski S.	1540	Dayrit G.	0870	Del Rey Jimenez J.	0915
Czirjak L.	0107	de Béjar Almira Á.	0782, 0768	Delanghe J.	1034
Czuba Z.	0765	De Bonis M.	1149, 1165	Delaroche O.	0911, 0932, 0913
Czuriga I.	0368	De Cunto C.	0445	Delcour S.	1124
d'Herbomez M.	0598	de Dios A.	1166	Delibas S.	0474
Dabla P.	1326	de Graaf M.	1056	Delibaşı T.	0484
Dąbrowska M.	0738	De Grande L.	1435	Đelić M.	0041
Dai L.	0720	de Groot L.	0404	Deligiannis I.	0992
Daja P.	0871	de Groot M.	0582	Deljanin Ilic M.	0388
Dajak M.	0350	de Haar-Holleman A.	0573	Deljanin-Ilić M.	0324
Dalamaga M.	0874	De Haro T.	1439	Dello Russo A.	0999, 0872
Dalan B.	1226, 0305	De Haro-Muñoz T.	0595, 0775	Delseith I.	0362
Dalay N.	0250	de Jong-Aarts N.	0582	Demidchik L.	0888, 1270
Dalia A.	0868	De La Cuesta Ibanez L.	0703	Demir A.	1373, 0573
Dallatu M.	0869	De la Hera P.	0670	Demir B.	0405
Dallmann G.	1509	De la Torre-Prados M.	0778	Demir E.	1248, 1313, 1317, 1314, 1243
Daloiso P.	1449, 0002	De Luca P.	1438	Demir I.	0622
Dambrauskiene A.	0432	de Manzoni G.	0254	Demir L.	0938, 1475
Damien G.	0572	De Marinis L.	0569	Demir S.	0220, 1244, 1263
Damien M.	1592	De Michele T.	0524, 1032	Demir S.	0939
Damir M.	0757, 0750	De Miguel Elizaga I.	0519, 0385	Demir T.	1243, 1314
Damla Hatipoğlu S.	1613	De Miguel-Elizaga I.	1052, 0136, 1228	Demircan K.	0463, 1404, 0484, 0298, 0328
Dandana A.	1273	De Nardo P.	1560	Demirpek U.	1057
Daneva D.	0312	De Rosa K.	0338	Demirtas C.	0984, 0990, 0983
Daniel M.	0586	De Santis M.	1083, 1078	Demirtas S.	0072, 0319
Daniel Š.	0757	De Torres M.	1372, 1365	Demkow U.	1115, 0792, 0045, 0049, 1335
Daniela T.	0327	Deans K.	0057	Demokan S.	0250
Danysh T.	0741	Deborah B.	1224	Demosthenes P.	0373
Daoud R.	0389	Dechev I.	0187		
Dariusz S.	0344, 1093	Dedej T.	0791		
Das B.	1332	Dedej-Kurti T.	0871		
Das B.	0936	Dedeyan M.	0451		
Das B.	0609	Değer O.	0220, 1244, 1263, 1470		
Das J.	1213	Degirmencioglu S.	0079		
Dashti N.	0875				
Dastyh M.	1565				

# INDEX OF AUTHORS

Author	Code	Author	Code	Author	Code
Demuro G.	0121, 0873	Dimitrovska A.	1061	Dogru-Abbasoglu S.	1252, 0222,
Den Hartigh J.	1554	Dincel N.	0331		0079, 1261,
Dencic S.	1058	Dincel Sepici A.	1571		1239
Deneva T.	1566, 0187	Dineva D.	1356	Doğruer Unal N.	0170
Denise O.	0708	Dioli R.	0445	Doguc K. D.	1098
Deniz A.	1116	Dionne J.	1145	Dökümcü E.	0060
Deo B.	1332	Dirican M.	0969	Dolcic M.	0742
Deo P.	0417	Dirier A.	1243	Dolgov V.	0364, 0340
Dertimas V.	0289	Diril H.	1246	Domazetovska S.	0581, 0332
Desiree V.	1358	Dirk H.	0770	Domingos Filho C.	0694
Devic S.	1198	Disha E.	1015	Dominguez-Moran J.	0667
Deveci C.	1602	Disha M.	0840	Domínguez-Pascual I.	0578, 0539,
Deveci K.	0801, 0803	Divjak I.	0369		0266, 0724
Dhanwal D.	0494	Diyarbakir E.	0249	Don Wauchope A.	0393
Dherai A.	1494	Dizdaroğlu M.	0493	Donaldson S.	0928
Di Chiara A.	1223	Djafer R.	1556	Donati M.	0906
Di Leva S.	0002	Djamgoz M.	0205	Doncheva E.	1361
Di Maira G.	1374	Djelic M.	1000	Dondurmacı M.	1094
Di Resta C.	0329, 0004	Djeric M.	0369	Don-Wauchope A.	0394
Diakoumi-Spyropoulou P.		Djidjik R.	0101	Dopsaj V.	0985
	0006	Djimrevska A.	0487	Đorđević V.	0324
Diana P.	0562	Djordjevic Cvetkovic S.	1055	Dorffner G.	0451
Diaz J.	0141	Djordjevic J.	1035	Dorman E.	0126, 0988,
Díaz Ondina M.	0188	Djordjevic T.	1286, 0082,		0124, 0117
Diaz-Garzon J.	0122		0893	Dorofeichik-Drygina N.	0138
Dickson B.	0869	Djordjevic V.	0867	Dorofeykov V.	0333
Diederer A.	1462	Djordjevic V.	0388	Dorothea Z.	0191, 0243
Dietmar S.	1446	Djordjevic-Cvetkovic S.	1036	Dorra A.	0617, 1544,
Dignass A.	0839	Djurovic J.	1174		0759, 0614
Dik B.	1605	Dobrijević S.	0590	Dorra B.	0759, 1544
Dikilitas M.	0753, 0755	Dobrosevic B.	0253, 0819,	Dorsaf Z.	0374
Dikker O.	1582		0634	Dot-Bach D.	0444
Dikmen N.	0923	Dobrowolska-Zachwieja A.		Douaoui S.	0101
Dikmen Z.	1354		1167	Douki W.	1552, 0620,
Dikmen Z.	0950	Dodds L.	1406		0663, 0619,
Dikmen Z.	0005, 1342	Doery J.	0570		1028, 1526
Dikshit P.	0529	Dogan E.	0119	Doventas Y.	1298
Dilliogluligil M.	0189, 0190	Dogan H.	1001	Dozio E.	0323
Dilliogluligil O.	0190, 0189	Doğan K.	1122, 0970	Dragidella F.	0840
Dima F.	0973	Dogan M.	1245, 1172,	Drastikova M.	0574
Dimas C.	0218, 0227,		1309	Drozd R.	0690, 1315,
	0223	Doğan N.	0929, 0466,		1037
Dimas K.	0874		1587	Drulovic J.	1195
Dimitrova- Karamfilova A.		Doğan Ö.	0552	Drvar V.	0192, 0976
	0704	Dogan-Ekici I.	1252	Drygina L.	0138
Dimitrova-Karamfilova A.	1363, 0330	Doğramacı Ç.	1022	Dryjas A.	0300



# INDEX OF AUTHORS

Author	Code	Author	Code	Author	Code
Duarte Pais T.	0685	Dusse L.	0062	El May M.	0661, 0914
Duarte R.	0736	Dusse L.	0736	Elasbali A.	0123
Duarte R.	0728	Duvnjak V.	1218	Elbeg S.	0984, 0990
Dubey R.	0061	Duwe C.	0740	Elçioğlu Ö.	0876
Dubois P.	1353	Duz M.	0480, 0476	El-Delgawi W.	0864
Dubravko K.	0636	Duz M.	1298	Elgaddar O.	1436
Dueñas C.	0775	Duzgun Z.	0114	Elias M.	0446
Duić Ž.	1301	Dylağ S.	1128	Elisa T.	0209, 0207
Dujic T.	0526, 0505, 0503, 0464	Dyleva Y.	0401, 0302	Elisaf M.	0356
Dujmovic I.	1195	Dylus J.	1158	Elkina S.	0912
Duka B.	0092	Dymicka-Piekarska V.	0224, 0392	Ellidag H.	0412
Duman E.	0827, 0818	Dzaganian T.	0640, 0651	Ellidag H.	0940
Dumnicka P.	1037, 1048	Dzerzhavets L.	0193	Ellidokuz H.	0295, 0172
Dumontet E.	0932	Dziwińska A.	0007	Ellström K.	0972
Dumoulin E.	1034	Dzsudzszak E.	1153	El-Yamani G.	0521
Dundar H.	1222	Dzyblyk I.	1175	Emanuel V.	1117
Dündar Y.	0515	Dzyblyk Y.	1175	Emdin M.	0577
Dündaröz R.	1187	Ebanks D.	0111	Emekli N.	0295, 0172
Dunjic R.	0777	Ebesunun M.	0576	Emin Kaya H.	1489
Dunlop A.	0057	Ebesunun M.	1271, 1014	Emin M.	1277
Dupret-Carruel J.	1092	Eccleston M.	0210	Emini A.	0678
Duque M.	0122	Ed N.	0209	Emna E.	0348
Đuračková Z.	1105	Édes I.	0368	Emna T.	0453, 0479, 0810, 0492
Durak Z.	0761, 0180	Eduard S.	0586	Emniyet A.	0748
Duran İ.	0876	Edvardsson A.	0972	Engelmann P.	0107
Duranyıldız D.	0284, 0167, 0246, 0272, 0175	Eelkman Rooda S.	0573	Engelmann S.	0599
Duret B.	1082	Efe C.	1042	Enguix A.	0778
Durmaz Ö.	1570	Efremova Aaron S.	0478	Enguix-Armada A.	1118, 0772
Durmaz S.	0807	Eftathiou A.	0237	Enitan B.	1291
Durmus E.	0402	Egea-Gil M.	0595	Enli Y.	0686
Durmuscan M.	1582	Ehm M.	0731, 0740	Eraldemir C.	1564, 0890, 0818, 0160, 0827, 1295
Duro Millán R.	0244, 0702	Ehrmann J.	1112	Erasmus R.	1377, 0502, 0548, 0067, 0065, 1590
Đurovcová E.	0907	Einollahi N.	0875	Erasmus R.	1004, 0077
Dursun E.	0071	Ekarika E.	0767	Erasmus R.	0508, 0895
Dürüyen S.	0876	Ekerbicer H.	1584, 1583	Erasmus R.	1495
Dušek L.	0221	Ekici B.	0319	Erbagci A.	1246
Dusek P.	0260	Ekim H.	0336	Erbas H.	0195
Dusilova Sulkova S.	0033	Ekim M.	0336	Erbil M.	1307
Dusse L.	0729	Ekinci A.	1281	Ercan A.	0247
Dusse L.	0728	Ekinci S.	0669	Ercan E.	0072
Dusse L.	0831	Ekincioğlu Z.	0745		
Dusse L.	0727	Ekpe L.	0194		
		Ekşioğlu M.	0450, 1489		
		EL -Allawy R.	1589		
		El Fahime E.	0212		

# INDEX OF AUTHORS

Author	Code	Author	Code	Author	Code
Ercan M.	0296, 1532, 0982, 0575, 0313	Ernez S.	0355		1537
Ercan Ş.	0196	Erođlu M.	1311	Evliyaođlu O.	1458, 0935, 0556, 0925, 1430
Erdem H.	0955	Erođlu Z.	0114	Evsyukova I.	1417
Erdemli H.	0495, 1312, 0197	Erroi L.	0338	Ewa M.	1093
Erden G.	0902, 1131	Erşan E.	1257	Extremera García M.	0783, 0776
Erden S.	0163	Erşan S.	1257	Eyison K.	1538, 1548
Erdenen F.	0481	Ersoy Evans S.	1146	Ezzaher A.	0663
Erdin S.	1196	Ersoy F.	0901	Ezzati Nazhad Dolatabadi J.	
Erdogan A.	0459	Ersoz M.	0200, 0186		0008
Erdogan Doventas Y.	0391, 0480, 0476, 0411	Ertaş E.	1290	Ezzedine G.	0413
Erdogan E.	1060	Ertekin A.	1141	Fabian U.	0576
Erdogan H.	0648	Erturk M.	0948	Fabjan T.	1030
Erdogan O.	0376	Erturk N.	0131, 0131	Facchi G.	0390
Erdogan S.	0128, 0941, 0949, 0198	Escanero J.	0715	Facco F.	1374, 0439, 1450
Erdođan S.	1283	Escobar-Conesa R.	0778	Fadli M.	0661, 0914
Erek Toprak A.	0876	Escudero J.	0169	Fadoua N.	0947, 0533
Erel Ö.	1277, 1187, 0941, 0949	Esen Danacı A.	1196	Fagbami A.	0798
Eren E.	0940	Esen T.	0339, 1380, 0400	Faggian D.	0040
Eren F.	0128, 0941, 0949	Esherbeni S.	0084	Faida O.	0683
Eren G.	0646	Eskandari G.	1016	Faiza M.	0861
Eren N.	0989, 0337, 1091	Eskiocak S.	0523, 0375, 0398	Fajardo C.	0645
Erenberk U.	1187	Eskioglu E.	1359	Fallah H.	0511
Erge S.	0643	Esmail Pourmahram G.	0942	Falnoga I.	0793
Ergen A.	0788, 1241	Esmedere Eren S.	1437	Faouzi M.	0533
Ergin G.	0669	Esogwah B.	1536	Faouzi M.	1410
Ergin M.	1187, 0941	España Barrada R.	1375, 1368	Faouzia A.	0162
Ergun P.	0554, 0043	Español Morales I.	0782	Farah H.	0744
Ergün Y.	1602	Essaadi R.	0483, 0482, 1289, 1259, 0997	Fares Taie F.	0446
Erguven M.	0199	Estan Capell N.	0357	Fares Taie S.	0446
Eric B.	0321	Estañ N.	0520	Farkas N.	0107
Erich W.	0723	Esteve Poblador S.	1351	Farkona S.	0237
Erina F.	0621	Esteve-Poblador S.	1053	Faro-Viana J.	1192
Erkan Kurdoglu E.	1606	Estévez Fidalgo P.	1368, 1375	Faryj A.	1608
Erkasap N.	0754	Etienne C.	1080, 0321, 0943, 1074, 0139	Fasanmade A.	0576
Erkayıran U.	1006	Etik E.	1021	Fathia K.	1544
Erman H.	0481, 1607	Evangelos V.	0373	Fatiha D.	0431
Ermens T.	0582	Evelin G.	0987	Fatnassi R.	1272
		Evgenija H.	0572	Fatnassi S.	1265
		Evliyaoglu N.	1563, 1060,	Faustmann G.	0069
				Fawaz N.	0928
				Faye S.	0343
				Fazio S.	1560

# INDEX OF AUTHORS

Author	Code	Author	Code	Author	Code
Fedak D.	0046, 1054	Fijacko V.	0819	Frank Alexander S.	0245, 0219
Fedderson L.	0731	Filella X.	0169, 0140	Frank D.	0279
Federico S.	0872	Filho O.	0728	Franquelo R.	0520
Fedorova M.	0340	Filipce V.	1504	Franquesa J.	0285
Fehmi N.	0954	Filipovic B.	0607, 0588	Franz Paul A.	1101
Fei S.	1424	Fínek J.	0262	Franzini M.	0577
Feki M.	1097	Fink N.	1438	Frasanni M.	0906
Fenger M.	0341	Fiorentini M.	1449	Frechtel G.	1166
Fenzl V.	1301	Firat Z.	1404, 0484, 0298, 0463	Freckmann G.	0485
Ferchichi S.	0997, 0050, 1289, 0482, 0483, 1273, 0814, 0355, 1259	Fischer B.	0740, 0731	Fred R.	1068
Ferchichi-Trimech S.	0892	Fischer K.	0063, 0073	Freeman J.	0153
Ferenc V.	1484, 1476	FitzGerald S.	0891, 0367, 1188, 0360, 1542, 1595, 0509, 0264	Freggiaro E.	0549
Fergeni I.	1275	Flegar- Meštrić Z.	1157	Freitas A.	0692
Fernandes A.	0736	Flegar-Mestric Z.	1491, 0553, 1301, 0917, 0856	Freitas L.	0729
Fernandes S.	0813	Flisiak R.	1041	Freitas L.	0062
Fernández Fernández J.	0560	Florent V.	1558	Fremundová L.	1139
Fernandez Garcia A.	0877	Flores L.	1237	Fressl Juros G.	0263
Fernandez Garcia E.	0877	Florin-Dan P.	0047	Friedecky B.	0033
Fernández González I.	1368	Fobker M.	0780	Fritsche-Polanz R.	1484
Fernández Ibáñez A.	0560	Födinger M.	1484, 1476	Froemming G.	0034
Fernández Rodríguez A.	0666	Foj L.	0169	Frost S.	1013
Fernandez Rodriguez E.	0877	Fonseca R.	1111, 1120	Frrokaj I.	1325
Fernández San Francisco M.	0783	Fontana Rodrigues K.	0468	Frutos M.	0520
Fernández Sanfrancisco M.	0776	Foo T.	0440	Frutos-Bernal M.	1228
Fernández Sanfrancisco T.	1119	Ford K.	0942	Fuentes Gutiérrez C.	0786
Fernandez-Calle P.	0122, 0118	Forest J.	1406	Fuksiewicz M.	0225, 0226, 0201
Fernandez-Garcia N.	0520	Forini F.	0591	Fukuoka S.	0800
Ferrari M.	0004	Forni T.	0338	Fulgheri G.	1335
Ferraro P.	0029	Fortunato A.	0577	Fusté P.	0169
Ferreira K.	0096, 0106	Foti D.	0737	Gabaldó Barrios X.	0644, 0915, 0662, 0664
Ferrero J.	0266, 0141	Fouracre C.	1506	Gabalec F.	0574
Fidan A.	0515	Fowora M.	1144, 1144	Gabric O.	0408
Fidan E.	0287	Fragoso-Morales L.	1461	Gabriella H.	0675
Fidan V.	1294	Franco S.	1528	Gabrikova D.	0658
Fidanci V.	0958, 0957, 0970	François C.	1345	Gaće M.	0590
Fiebach A.	0026	Francois F.	1592	Gacuta E.	0206, 0301
Fijacko M.	0819, 0253	Francois S.	1038	Gad M.	0347
		Françoise L.	0943	Gaggero D.	1450, 1374
		Frank A S.	0280	Gaggini M.	0056
				Gagliardi N.	0781
				Gaha L.	0663
				Gaino S.	0973
				Gallego N.	0122

# INDEX OF AUTHORS

Author	Code	Author	Code	Author	Code
Gallego P.	0406	García-Perea D.	0980	Georgiana M.	0019
Gallego-Ramirez M.	0828	García-Torre Á.	0772	Georgieski K.	0487
Galli C.	0781	Garg M.	0365	Georgiev B.	1356
Gallo Afflitto C.	1374	Garlipp C.	0866	Georgiev G.	0749
Gallo M.	0999	Garoufali A.	0903	Georgieva E.	0081
Galović R.	1376, 0387	Garrab K.	1526	Georgievska J.	1121
Gambhir J.	0529	Gartzonika C.	0418, 0097,	Georgoulis V.	1176
Gammoudi N.	0050		0422, 0109,	Georgoulis V.	0237, 0623,
Gammoudi N.	0483, 0997,		0094, 0090,		0183
	0892		0110	Gerard L.	0254
Gandhi G.	1213	Gasbarrini A.	1032	Gerayesh nejad S.	0875
Ganev V.	1361	Gascón F.	0266, 0578	Gerin F.	0402, 0977,
Gao X.	0624	Gashi D.	0678		1066
Garaventa M.	0439	Gashi M.	0882	Gernot F.	1310
Garbiras M.	0900	Gašljević V.	0553	Gershon A.	0684
García Alonso S.	0877	Gastaldelli A.	0056	Gertjan W.	1358
García Aschauer J.	1375, 1368	Gastaldo E.	0645	Gertraud W.	0723
García C.	1039, 0707	Gaston S.	1499	Gervasoni J.	1069, 0029
García de Guadiana Romualdo L.		Gatiatullina R.	0879	Gesouli E.	0422
	0786, 0768,	Gautam N.	0061	Gestoso Cortizo T.	1368
	0782	Gautam S.	0609	Gesu P.	0230
García de la Torre A.	0256	Gava A.	1152	Geyik E.	1211
García de Veas Silva J.		Gawlik K.	1054	Geyikli Çimenci İ.	0784
	0244, 0685,	Gazdulsk J.	1202	Gezer C.	0038
	0702, 0717	Gaze D.	0343	Gezgin G.	1478, 1212
García Del Pino Castro I.		Gazouli M.	0642	Ghadiok G.	1353
	1352	Gedikbasi A.	1337, 0646,	Ghaffor M.	0101
García González A.	0786		0697, 0585,	Ghali R.	0615
García Lario J.	0685, 0717		1323	Ghani F.	1482
García Moreno E.	1119, 0783,	Gelal B.	0609	Gharbi A.	1273
	0776	Geldi M.	0878	Ghemigian M.	0589
García Muñoz S.	1119, 0783,	Gelişgen R.	0481	Ghimire S.	1019, 0419
	0776	Gella F.	1516	Ghodussi H.	0424
García R.	0549	Gelmini S.	0274, 1448	Ghojaie M.	1594
García Solano J.	1147	Gelzo M.	0872, 0999	Ghorbal H.	0615
García-Chico P.	0520	Gemici C.	0196	Ghorbel A.	1539
García-Collía M.	0578	Geç M.	0745, 1546	Ghosh A.	1324
García-De La Torre A.	0778	Geç O.	0325	Ghoul F.	0647
García-García F.	0039	Genc S.	1215, 0700	Giaffreda A.	1560
García-Lario J.	1439, 0141	Geç S.	0134	Gialafos E.	0642
García-Linares S.	0595	Gencan İ.	1002	Giamouzis G.	0642
García-Lozano R.	0539	Gentili P.	0446	Giana G.	1516
García-Manrique M.	0140	Georg E.	1189	Gianluca D.	0329
García-Menéndez L.	0778	George E.	0452	Giannace A.	1032
García-Narbón A.	0342	George J.	1234	Giannitsis E.	0399

# INDEX OF AUTHORS

Author	Code	Author	Code	Author	Code
Giantini A.	0486	Gomez-Rioja R.	0122	Gourjon E.	0234
Gicquel T.	1082	Gomez-Serranillos Reus M.	0703	Goussia A.	0232, 0216
Giguère Y.	1145, 1406			Goutas N.	0227, 0223, 0218
Gilbert N.	0802	Gonçalves Assini A.	1162	Göv M.	1546
Gill J.	1506, 1505	Gonçalves Freitas L.	0735	Gozukara C.	1497, 1481
Gillis J.	1554	Gonçalves G.	0728	Grabher J.	0069
Gilmanov A.	0879	Gonçalves G.	0727	Grabowski M.	0311
Giménez-López M.	0676, 0677	Gonçalves L.	0728, 0736	Gracia-Ródenas M.	0342
Gimenez-Marin A.	1039	Gönczi F.	1219	Gradinarska V.	1566
Ginis Z.	0902	Gonen C.	1057	Graells Ferrer M.	1409
Giorgi B.	0651	Gönen C.	0686	Graells M.	0828
Giovanni G.	0029	Gönenci R.	1283	Graf M.	0999
Giovannini S.	0577, 0591	González Bueno M.	1409	Graham C.	0360
Giroux S.	1145	González de Aledo Castillo J.	1522, 1357	Gramegna M.	0001, 0445
Gisela W.	0219			Granić P.	1553
Giuliani G.	1419, 0516, 0009	Gonzalez J.	1183	Granizo V.	0520
Glamuzina L.	1198	González Lao E.	0944	Grasso L.	0446
Głazewska E.	0206	González M.	0699	Graziani M.	0239
Gligorovic Barhanovic N.	1407	Gonzalez Moral M.	1402	Grażyna S.	0344, 1093
		González Morales M.	0768	Grdić Rajković M.	1157
Gocheva N.	1356	González Rodríguez J.	0786	Greaves R.	1505, 1506
Göçmen Y.	0336	Gonzalez Romero E.	1231	Greco E.	1152
Godoi L.	0062	Gonzalez Torenero J.	1231	Green A.	0469
Godula- Stuglik U.	1336	Gonzalez Tornero J.	1233	Grieco A.	1032
Godwin Z.	1396	González-Oller C.	0676	Grimmler M.	0362, 0488
Godwin Z.	1399	Gonzalez-Ponce B.	1039, 0707	Grisanti E.	1450
Gogeliene L.	0691	Gonzalez-Redondo J.	0141	Grobert A.	1455
Gögen A.	1440	Gonzalez-Tamayo R.	0520	Groblewska M.	0202
Gogus F.	1572	Gopinath P.	0129	Grohs K.	1484, 1476
Goh A.	0447	Gora L.	1325	Gröning A.	0599
Gojkovic T.	0068	Gordan M.	0750	Gross U.	0734
Gökçay G.	1570	Gorgoski I.	0604	Grossmann K.	0085, 0108, 0105
Gokcay S.	0890	Gorji B.	0710, 1088	Grote-Koska D.	1540
Gokce C.	0853	Gorji S.	0885	Grozdovska Naumoska M.	0332
Gökçe M.	1477	Gorji S.	0710	Grozdovska-Naumovska M.	0149, 0145
Gökşen S.	0463, 1404	Gorka G.	0488		
Göksu Gürsu G.	1070	Górko D.	0311		
Golaboska J.	0487	Gorriz Pintado S.	1351		
Gomes K.	0062	Gorriz-Pintado S.	1053		
Gómez Bañuelos E.	0075	Gorur A.	1212, 0170, 1478		
Gomez del Campo A.	0707, 1039	Gothot A.	1124	Grubač M.	1408
Gomez L.	0724	Gotko O.	0739	Grubic P.	0498
Gómez-Bañuelos E.	1231	Goudevenos J.	0356	Grubor-Lajsic G.	1005
Gomez-Bravo M.	0724	Gouri A.	0892	Grudzień U.	0594, 0489

# INDEX OF AUTHORS

Author	Code	Author	Code	Author	Code
Gruev T.	0880	Gültekin F.	1579, 1098	Gürler M.	0011
Gruszevska E.	1031, 1040, 1041	Gultepe M.	0821, 1193	Gürmen T.	0391, 0304
Gruzdeva O.	0401, 0302	Gummadi M.	1096	Gürpınar A.	0832, 1297
Gryko M.	0224	Gumus A.	1298, 1274	Gürpınar İ.	1546
Grzesista A.	0488	Gümüş B.	1274	Gursoy T.	0808
Guan M.	0409	Gumus L.	1016	Gurtekin M.	0199
Guañabens N.	0140	Gumus M.	1281	Gustav K.	1441
Guarino D.	1173, 0115	Gumusalan Y.	0119	Gutiérrez Agulló M.	1409
Guazzoni G.	0181	Gümüşdere M.	0822	Gutiérrez Ceccini B.	0098
Gucel F.	0983	Gümüştas M.	1264	Gutierrez Guédez L.	0255
Guclu K.	0579	Gümüştas S.	0064	Gutiérrez M.	0959, 1349
Güçlü T.	1122	Gün Atak P.	0581	Guven B.	1185
Güden N.	1587	Gun F.	0345, 1422, 1413, 1123, 1405	Güven G.	1440
Gudmundsson B.	1155	Gun I.	1221	Güvenç Y.	1196, 1497, 1481
Gudowska M.	1031, 1041	Gunaldi M.	0697	Güvenir M.	0433, 0420
Gudza O.	0490	Gunay E.	0816	Güzel R.	0205
Guéchet J.	0234	Gunay M.	0618, 1453	Güzelgül F.	0687
Guenther K.	1448	Gundogdu C.	1567	Guzik P.	0316, 0353
Guerfi B.	0078	Gündoğdu Erdem F.	0395	Guzmán-Aroca F.	1228, 1052
Guermouche H.	0078	Gundogmus U.	1564	Guzman-Ornelas M.	1232
Guerrero J.	0039, 0724	Gündüzöz M.	1532	Guzy J.	1543
Guerrero-Montávez J.	0539	Gunes O.	1593	GVS C.	1088
Guezguez L.	1273	Güney N.	0179	Gwider J.	0355
Guidi G.	0973	Güneyk A.	0968, 1131	Habib H.	0413
Guillén Campuzano E.	0944	Güngör G.	1020	Habiba C.	1410
Guimarães T.	0096, 0106	Gungor M.	1479	Hackeng T.	0727
Gul K.	0522	Gungor M.	1298	Hadj Fredj S.	1163
Gul M.	0126, 0203, 1593, 0124, 0117	Güngören M.	1042	Hadj Taieb S.	1097
Gul V.	0618	Guntas G.	1395, 1607, 0010	Hadjadj-Aoul F.	1556
Gulaboglu M.	1567	Gupta A.	1480	Hafner G.	0598
Gulbahar O.	0277, 1571, 0984, 1437, 0990, 0448, 1514	Gupta D.	1480	Hahn M.	0740, 0731
Gulcan Kurt Y.	1095	Gupta M.	0945	Hahne K.	0488
Gulec Yilmaz S.	1226	Gupta N.	1480	Haifa S.	0954
Gulecen T.	0189	Gupta R.	0517	Hájek Z.	0815
Guler E.	1190	Gupta S.	0269	Hajer S.	0683
Güler E.	0420	Gur C.	0249, 0131	Hajizadeh M.	0756
Guletta E.	0737	Gurbilek M.	0204, 0182, 0842	Hajnalka A.	0675
Gulin J.	0446	Gurda-Duda A.	1037, 1048	Haklar G.	0132
		Gurdol F.	1215	Haklar G.	1327, 1066, 0977
		Gurel A.	0648	Haliassos A.	1414
		Gürkan R.	1193	Halici Z.	1567, 1318
				Halldorsdottir A.	1155
				Hamada E.	0208

# INDEX OF AUTHORS

Author	Code	Author	Code	Author	Code
Hamajima N.	0625, 0628	Hayet G.	0614, 0617, 0759, 1544	Hiort af Ornäs S.	0024
Hamamcı B.	1211	Hdo de Larramendi C.	0089	Hira S.	1193
Hamazaki N.	1518	He Y.	0086	Hiromi N.	1003
Hamma S.	1275	Healy E.	1188, 1542, 1595, 0891	Hişmioğulları A.	1197, 1184
Hammami M.	1097	Hedhili A.	1539, 1539	Hlel K.	0894
Hammouda M.	0914	Hedili A.	0615	Ho C.	1506
Han J.	0214	Heesen W.	0351	Ho I.	1549, 1216
Han M.	0848	Heike B.	0586	Hoad K.	1505, 1506
Han S.	0593	Heike W.	1507	Hoang C.	0517
Hana S.	1410	Hekim N.	1070	Hocaoğlu A.	0575
hanachi S.	0650, 0547	Hektor T.	0362	Hodges-Savola C.	0343
Hanikoglu F.	0346, 0817	Hellara I.	1552, 0654, 1028	Hodorowicz-Zaniewska D.	0178
Hanqi W.	0066	Hellara O.	1028	Hoehl M.	0026
Hans J.	0207	Henan V.	0943	Hoffmann M.	1495, 1004, 1590
Hans-Jochen F.	0770	Henda C.	0833, 1273, 0348	Hoffmann M.	0362
Hansson L.	0024, 0972	Hendrickx B.	0542	Hokazono E.	0012
Haouala F.	0914	Henk T.	0207, 1358, 0209	Holger E.	0031
Harding S.	0680, 0688, 0668	Henk V.	1224	Holmes D.	0343
Hardouin J.	0911, 0913	Henriques A.	0699	Hong S.	0083
Harmankaya O.	0697	Hens K.	1429	Hong-Bing J.	1104
Harrower T.	1505	Hergunsel O.	0646	Honović L.	0349, 1464
Hart P.	0360	Herkner K.	1392	Horváth A.	0553
Hartskeerl J.	1056	Hernández Romero D.	0385, 0407	Horvath-Szalai Z.	1214, 1217
Hasanato R.	0881	Hernández-Quero J.	0775	Hosaf M.	1123
Hasanefendic B.	0473	Hernando de Larramendi C.	1039, 0707	Hosogaya S.	1518
Hasanshahi G.	0240	Hernando Holgado A.	0786, 0768, 0782	Hosseini J.	0756
Hasçelik G.	0682	Herranz Puebla M.	0255	Hosseini-Zijoud S.	0756
Hashad I.	0347	Herranz-Puebla M.	0141	Hossny N.	0347
Hashemi M.	1594	Herrera-Contreras I.	0578, 0266	Houas Z.	0619
Hasimja M.	0678	Herrera-del Rey M.	0539	Howes M.	1399, 1396
Hasimja-Syla M.	0689	Herrero J.	0900	Hoxha F.	0092
Hassan O.	0576	Hervé M.	0234	Hoxha-Muhaxhiri M.	1411
Hassan S.	0065	Herzog M.	0210	Hrabric Vlah S.	0976, 0192
Hassen B.	0759	Heta-Alliu N.	0695	Hristoska M.	0487
Hata K.	1390	Hicham I.	1432	Hristova C.	0330
Hatipoğlu N.	1323	Hiemann R.	0085, 0108, 0105	Hristova N.	1363
Hatipoglu S.	1337	Hinde I.	1010	Hristova N.	0704, 0330
Haug C.	0485	Hinojosa R.	0724	Hronská D.	0658
Haugen S.	1113			Hsiao C.	1549
Hausmann M.	1092			Hsu Y.	1549
Haval A.	0758			Huang C.	0293
Hawkins R.	0785			Hubková B.	1543, 0907
Haxhibeqiri V.	1015, 0882			Hudson C.	1377
Haxhidema X.	0882			Huerta Viera M.	0075
Hayam E.	0213				

# INDEX OF AUTHORS

Author	Code	Author	Code	Author	Code
Hui Y.	1104	Imene B.	0374	Ishige T.	0430
Hulagu S.	0827	Imer M.	0199	Ishikawa H.	0627, 0625, 0628
Hur M.	0083	Imoto S.	1390	Ishiyama S.	1390
Hurduc A.	0606	Imperiali Rosario C.	0055, 1362	Isik B.	0824
Huseyin K.	1057	Ina B.	0770	Isik I.	1575
Hüseyin K.	1225	Ina P.	0279	Isik R.	0824
Huseyinoglu N.	0346, 0817	Inal A.	1564	Işık Sağlam M.	1225
Hussain H.	1474	Inal B.	0974, 1330	Işık Tezcan S.	0215
Hussein Z.	0452	İnal B.	0455	Işıkoğlu S.	1277
Hutchinson E.	1384	Inal Belcik B.	0133	Isiksacan N.	0948, 0585
Huyut Z.	1249, 1268	Inal S.	1307	Islami I.	0689, 0882
Hye-Sun P.	0593	İnan M.	1022	Islekel G.	1205
Hyland R.	1013	İnan Ö.	1103	İşlekel H.	0493, 1575
Hysi L.	0092	Inanc Tolun F.	0403, 0522	Isleten F.	1545
I.Saglam Z.	0480	İnanır A.	1306, 0638	İşleyen A.	1613
Ichihara K.	1474, 1494	İncandela M.	0001	İspir E.	1596
Ichihara K.	1495	İnce F.	0927, 0854, 0929	İşsever H.	1570
Ichikawa K.	0919	İnce S.	0515	Italiano R.	0781
Ichino N.	0625, 0628	İncir S.	1103	Itoga S.	0430
Idid S.	1135	Ines B.	1544, 0617, 0759, 0614	Iturzaeta J.	0122
Iefimova I.	0823	Ines G.	0759, 0617, 1544, 0614	Iu Y.	1506
Iervasi G.	0591	Ines J.	0453	Ivány G.	1153
Igbeneghu C.	1291	İnès O.	1410	Ivanov V.	0333
İğci Y.	1211	Inoue M.	0800	Ivanova I.	1568
Ige O.	1525	Inoue T.	0628, 0625	Ivanova Panova D.	0052
Ignjatović S.	0036, 0350, 0037	Ioachim D.	0589	Ivic D.	0634
Igrunova K.	1107	Ioannidou S.	0211	Ivic J.	0634
İhtiyar A.	0580, 0558	Ipcioglu O.	1193, 0821	Jacob R.	0087
Ijaz A.	0550	Ipek S.	1062	Jacobson B.	1515
Ikram B.	1010	Ippolito G.	1560	Jácomo R.	0769
Ilesanmi O.	0751	Iqbal S.	1482	Jacques M.	0525
İlhan İ.	1098, 1579	İren Emekli D.	1431	Jadda H.	0212
İlhem H.	0533, 0947	Irene L.	1224	Jadric R.	0473
Ilieva A.	1568	Irene V.	1068	Jafari S.	1597
Ilinca N.	1276	Irtegun T.	1293	Jafari S.	1597
Ilkovska B.	1235	Irving Y.	1515	Jagarlapudi M.	1088
Illana F.	0900	Isbir T.	0305, 0788, 1226	Jain R.	1326
Ille K.	0732	İşgör M.	0013	jain,lali,chandra,dhanwal A.	0561
Ilza S.	0841	Isgro' M.	1032, 1378	Jainu M.	1059
Im K.	0352	İsgüder R.	1545	Jakovljevic A.	1110
Imamoglu M.	1244	Ishchenko I.	0823	Jaksic M.	0467
Imanishi A.	1390			Jakub S.	0594
Imed T.	0683			Jakubowicz J.	0267
Imene A.	0744				



# INDEX OF AUTHORS

Author	Code	Author	Code	Author	Code
Jalel B.	1071, 1079, 0415	Jeong J.	0593	Jørgensen T.	0014
Jamal A.	1182	Jeong T.	1535, 1382, 0252	Josef K.	1434
Jan K.	0290	Jeong W.	0904	Josef S.	0723
Jan N.	1068	Jepsen S.	0014	Joseph J.	1506
Jan V.	1558	Jeridi G.	0050	Joseph S.	1433
Janas R.	0048	Jerin A.	0883	Joseph W.	0631
Janas R.	0154	Jerliu L.	1325	Josseaux E.	0210
Janicevic Ivanovska D.	0332, 0581	Jevtovic-Stojmenov T.	0867	Jovanova S.	1009
Jankes M.	1418	Jha B.	1019	Jovanovic M.	1603
Jankovic Orescanin B.	0732	Jiang L.	1104	Jovanovski G.	0378
Janmeja A.	0269	Jiang L.	0426	Jovicic S.	1354, 0350
János D.	0675	Jiang M.	0015	Juan A.	0782
Jansen-Skopyy S.	1484, 1476	Jianwei M.	0066	Judit C.	0675
Janssen M.	0351, 0542	Jihene M.	0759	Julien W.	0631
Janušić R.	0590	Jihene R.	0374	Jun K.	1159, 0825
Janusz G.	1412	Ji-Hun J.	0904	Jun S.	0848
Jaouida A.	0492, 0810, 0453, 0479	Jimenez J.	0089	Jura-Poltorak A.	1329
Jarari A.	0377	Jiménez Santos E.	0786, 0768, 0782	Jurczynszyn A.	0690
Jarari A.	0213	Jiménez-Díaz I.	0615	Juričić G.	1464
Jarari N.	0213	Jin J.	1508	Juriscic Z.	0841
Jarčuška P.	0907, 1543	Jindra W.	0150	Jurkeviciene J.	0691
Jarolim P.	0352	Jing Y.	0501	Jurkowska M.	1167
Jarrar L.	0355	Joël G.	0525	Jusufi D.	1504
Jashiasvili N.	0640, 0651	Johannes M. R.	1310	Kaabachi N.	1097
Jastrzebska M.	0353	John B.	0373	Kabadere S.	0752
Jaswal S.	0269	Johnson L.	1505	Kabaroğlu C.	1196
Jaszowska B.	1335	Jojic N.	1005, 1299	Kaczmarek J.	0353, 0316
Jayan A.	0061	Jolanta K.	0594	Kadam I.	1599
Jean D.	1345	Jolly L.	1506, 1511	Kaddam I.	1474
Jean-Claude F.	0525	Jones G.	1511	Kadeer M.	0213
Jean-François K.	1124, 0321	Jones G.	0884	Kadifkova Panovska T.	0918, 0922
Jean-Louis C.	1124	Jones S.	1459	Kadilar Ö.	0215, 0313
Jean-Michel C.	1124	Jongen B.	1158	Kadilar V.	0215
Jean-Philippe B.	0933	Jong-Hee S.	1177	Kahena B.	0453, 0479, 0492
Jedlikowska K.	1115	Jonska-Gmyrek J.	0225	Kahraman A.	1043
Jedrejčić K.	1464	Jonsson J.	1155	Kahveci Y.	1405, 1413, 1422
Jelda T.	0943	Joosen A.	0582	Kakolyris S.	0623
Jelic M.	0673, 1058	Joosen I.	0320	Kalachyk A.	0899
Jelic-Ivanovic Z.	1251, 0985	Jordanova M.	0130	Kalaz E.	1252
Jelski W.	0248	Jordanova O.	1328	Kale E.	0649
Jennifer S.	1507	Jordanova-Laleva P.	0912, 1598	Kalfakakou V.	0992
Jens S.	0219	Jörg C K.	0219	Kaliadka N.	0733
Jeon C.	0214	Jorgensen P.	1354	Kalisnik J.	0883

# INDEX OF AUTHORS

Author	Code	Author	Code	Author	Code
Kalkan G.	0648, 0641, 0657	Kapusta M.	0046, 1394, 1054, 1048	Karavida I.	0847
Kalkan Uçar S.	1094, 1496	Kara A.	0249	Karbowy D.	0353, 0316
Kalkan Yıldırım H.	0043	Kara F.	0822	Kardesler S.	1481, 1497
Kallala O.	0661	Karaayvaz E.	0376	Kardum Paro M.	1157
Kallinteri A.	0109, 0110, 0094, 0232, 0090, 0097	Karabulut A.	1253	Karetnikova V.	0401
Kallinteri A.	0216	Karabulut E.	1131	Karetnikova V.	0302
Kallner A.	1502	Karaca M.	1359	Karima B.	0389
Kalra A.	1125	Karaca S.	1359, 0643	Karima K.	0453, 0492
Kalyane B.	1592	Karadag B.	0222, 0079	Karima S.	0389
Kalyoncu U.	0835	Karadag C.	1600	Karina H.	0245, 0219
Kamada M.	1390	Karademirci I.	1338, 1585	Karlıdere T.	1184, 1197
Kamalakumar A.	0016	Karadenizli S.	1156	Karlsson M.	0024, 0972, 1415
Kamatham S.	1088, 0710, 0885	Karaer R.	0923	Karolewski K.	0282
Kamburoglu S.	1380	Karaeren Z.	1546	Karolina O.	1050, 0290
Kamińska J.	0217, 0496	Karageçili H.	1278	Karppelin M.	0706
Kaminskas A.	0054	Karagedik E.	0788	Kartal Ö.	0134
Kamlage B.	1443	Karagianni P.	0109, 0422, 0094, 0110, 0090	Kasap M.	1156
Kammel M.	0635	Karaglani M.	0218, 0223	Kasbaoui F.	0171
Kamonin C.	1393	Karagozoglu Y.	1561	Kasper D.	1392
Kamvuma K.	1346	Karaguzel E.	0287	Kassabova L.	1081
Kanas E.	1608	Karahan S.	1146	Kastani I.	0356
Kanbara M.	1390	Karakaya P.	0697	Kastrinelli I.	1347
Kanbay M.	0876	Karakoç A.	0258, 0557	Katarina H.	1044
Kaneva R.	1363	Karakoç Ö.	1312	Katayama Y.	1390
Kang B.	1360	Karakou E.	1517	Katharina P.	0191, 0243
Kang F.	1444	Karakoyun T.	1268	Katharina S.	0586
Kang F.	1468	Karakukcu C.	0584, 1279	Kathrin B.	1507
Kang J.	1604	Karakus E.	1318	Katja D.	0280, 0245, 0219
Kangrga R.	0350	Karakus N.	0657, 0641	Katleen V.	1446
Kankia N.	0640, 0651	Karakus V.	0713	Katona É.	0368
Kankiliç T.	0643	Karalti I.	0200, 0186	Katrien L.	1558
Kant M.	1575, 0493	Karaman A.	1279	Katruxha A.	0380, 0317
Kant S.	0339, 1380, 0400	Karaman H.	0584, 1279	Katsakoulas I.	1347
Kantarcı Y.	1146	Karamanos B.	0475	Kattel G.	0714
Kanyua A.	0787	Karampas G.	1414	Katyal R.	0789
Kapancık S.	0773	Karampatou A.	1029	Kaur H.	0789
Kaplan İ.	1021, 0935, 0556, 0925	Karampelas A.	0289	Kaur H.	0494, 0512
Kappelmayer J.	1153, 1219	Karaosmanoglu K.	1222	Kaur J.	0789, 0269
Kappou T.	0211	Karapirli M.	0011	Kaur K.	1416
		Karatas Z.	1248	Kaur R.	1280
		Karatekin G.	0808	Kaur S.	1601, 0610
		Karatoy Erdem B.	0886	Kav T.	1042

# INDEX OF AUTHORS

Author	Code	Author	Code	Author	Code
Kavaric N.	1603	Kenani A.	0620, 0619	Kilic E.	1281
Kavaric S.	0467	Kenar L.	1548, 1538	Kilic F.	0583
Kavarić V.	1408, 1420	Kendirci M.	1100	Kılıç L.	0835
Kavraiskaia A.	0138	Kengne A.	0502, 0548	Kılıç L.	0197
Kavsadze S.	0651, 0640	Kengne A.	0077	Kılınç A.	1602, 0970,
Kavsak P.	0394	Kengne A.	0067, 0065,		1311
Kavutcu M.	0180, 0064		0895, 0895,	Kılınç İ.	1320, 1258,
Kawano R.	1494		0508		0142
Kaya A.	0801	Kenneth G.	1446	Kılınç K.	0220
Kaya A.	0304	Kepekci Tekkeli S.	1126	Kilinc M.	0403, 1229,
Kaya E.	1222	Kerdhangsoong A.	1614		0522, 0837
Kaya F.	1317	Kesgin S.	1281	Kim H.	1159
Kaya G.	1593	Kesim B.	1091	Kim H.	1360
Kaya K.	1534, 1547	Kesli R.	0816	Kim J.	0361
Kaya M.	0637	Kettani F.	0212	Kim J.	1360
Kaya O.	1398	Khaksari Haddad M.	0826	Kim K.	0904
Kaya O.	0325	Khaldoun B.	0533	Kim M.	1360
Kayaalti Z.	1519	Khaled B.	0759	Kim M.	0904
Kayalp D.	1122, 1006,	Khaled L.	0619	Kim S.	0214
	0996	Khaleel Abdulrahman Z.		Kim S.	0334
Kayamori Y.	0012		1314	Kim Y.	0334
Kayikcioglu M.	0114	Khalili T.	1578	Kim Y.	0334, 0593
Kaynar H.	0203	Khan A.	1482, 0603	Kim Y.	1360
Kaynar O.	0117, 0124,	Khan D.	0306	Kim Y.	0093
	0126	Khan D.	0613	Kimura E.	0708
Kayrin L.	0143	KHAN F.	0306	Kimura S.	0800
Kaza R.	0472	Khanduri U.	1609	Kin Tekce B.	0887
Kazan D.	1222	Khaneja A.	0494, 0457	Kipmen-Korgun D.	0459
Kazemi Arababbadi M.	0240	Khayati_shal E.	0074	Kir H.	1156, 1199,
Kazim S.	1253	Khelil S.	1289, 0483,		0827, 0818,
KC R.	1332		0482, 0814,		0160, 1295,
Kedra B.	1040		0355, 1259,		1296
Kee S.	0630, 1177		0997	Kir H.	1564
Keha E.	0287	Khemir S.	1097	Kiral F.	1240
Keles A.	1281	Khira J.	0790	Kiraz İ.	1020
Keleş A.	0955, 0961	Khlifi L.	0482	Kırbaş A.	1404
Keles M.	0796	Khurana N.	1213	Kirchberg D.	1077
Keles M.	1294	Kierat S.	1335	Kirchhoff F.	1073
Keleş M.	1445	Kierkuś J.	0048	Kırış G.	0339, 0400
Keles S.	1256	Kietselaer B.	0320	Kirkali F.	1205
Kelleci U.	1190	Kikeli P.	0513	Kırma C.	0337
Keller F.	0598	Kilic A.	1095	Kırtaş A.	1240
Kellermayer Z.	0107	Kilic Baygutalp N.	1490, 0124,	Kirtay Tutunculer F.	1316
Kemona H.	0217, 0224,		0988, 0672,	Kisacik B.	1246
	0496, 0392		0117, 1492,	Kismet K.	1290
Kenan S.	1313	Kilic Baygutalp N.	0126	Kitamura K.	0430

# INDEX OF AUTHORS

Author	Code	Author	Code	Author	Code
Kitazawa S.	0800	Kocyigit A.	0753, 1247,	Korkusuz P.	0144
Kiuchi S.	0012		0755	Korkut O.	1545
Kıyıcı A.	1493, 1292,	Kocyigit H.	0337	Korniluk A.	0224, 0392
	0166	Koehorst S.	1056	Koro A.	1330
Kiyici F.	0126, 0124	Koen D.	1558	Koroglu K. B.	1098
Kiyota R.	0694, 0692	Koetsier S.	1505	Koroleva E.	0537
Kızıldaş M.	1126	Kokaçya H.	1211	Korthuis A.	1554
Kızıltunç A.	1282, 1256,	Kökbaş U.	0143	Korucu N.	1060
	0258	Köken T.	1043, 0752,	Kos R.	1553
			0754	Kosanović-Jaković N.	0037, 0036
Klaessens J.	1462	Köker M.	0637	Köse D.	0748
Klashninovska L.	0918	Kokic M.	0871	Kosem A.	0671
Klee G.	1499	Kokici M.	0791	Koser M.	0948, 0585
Klersy C.	0239	Kolarova J.	0995	Koskela M.	0428
Klinkenberg L.	0404, 0125	Kolber W.	1037, 1048	Kosmas H.	0642
Kliscic A.	1603	Koldas M.	0391, 0411,	Kost A.	1045
Klissarova A.	0177		0480, 1514,	Kost G.	1381
Klyuyev D.	1270, 0888		1298, 1274,	Kostara C.	0992, 0356
Knezevic B.	0155		1225, 0476	Köstek O.	0876
Knütter I.	0108, 0085,	Kolesnikova Y.	1270, 0888	Kostic N.	0889
	0105	Köller U.	0357	Kostin G.	0693
Koal T.	1506, 1077,	Kolyadko N.	0739	Kostina N.	0693
	1509, 1591	Komosinska-Vassev K.		Kostovska I.	1121, 0858
Koc M.	0204, 0182,		1329, 1339	Kozzegi T.	1214, 1217
	0842	Kondakci G.	0222	Kotarac S.	0841
Koç U.	1020	Kondreddy R.	0377	Kotaska K.	0383, 0260,
Koca B.	1043	Kone E.	0791		0995
Koca C.	0941, 0128,	Koner B.	0639, 1125	Kotori M.	1411
	0949	Konstantinidis T.	1178	Kotosova J.	1134, 0371
Koca H.	0754, 0752	Kontelia G.	0218, 0223	Kotowicz B.	0225, 0226,
Koca O.	0337	Kontorshchikova C.	0070, 0537		0201
Koca Y.	0164	Kontorshchikova E.	0273	Kotuła I.	0721, 1115,
Kocabas G.	0528	Konukoğlu D.	0499		0792
Kocabaş R.	0495, 1312,	Koo H.	1360	Kotur-Stevuljevic J.	0985, 1251
	0197	Kooltheat N.	0844	Koucký M.	0815
Kocabiyik M.	0983, 0984,	Koper O.	0496	Kouider N.	0547
	0990	Koper O.	0202	Koukoura M.	0475
Kocak H.	1239	Koper O.	0217	Kouranos V.	0642
Kocak N.	1537	Korenevsky A.	1417	Kourda N.	0162
Kocak-Toker N.	1239	Korenkova V.	1448	Kováčová A.	0907
Kocamaz N.	0585	Korgun E.	0459	Kovácsay A.	0966
Kocaoğlu E.	0761	Korita I.	0695	Kovalchuk-Kovalevskaya O.	
Kocer D.	0584, 1279	Korkmaz A.	0682		1417
Koçinaj D.	0315	Korkmaz S.	0072, 0319	Kovalov G.	0823
Kocna P.	0221	Korkusuz F.	0144	Kovarik J.	0370
Kocova M.	0563, 1238				

# INDEX OF AUTHORS

Author	Code	Author	Code	Author	Code
Kowalska M.	0226, 0225, 0201	Kucuksayan E.	1284	Kurtoglu Celik G.	0128
Koyuncu I.	0753, 0755	Kudo Y.	1387	Kurtoglu E.	0713
Kozačinski L.	0750	Kuentz M.	0551	Kurtşahin A.	1602
Kozar E.	1389	Kuhi L.	0091	Kurtuluş Y.	0927
Kozic I.	0498	Kuhn U.	0734	Kurtulus E.	0499
Kozinski M.	0357	Kukul Guven F.	0771	Kuru S.	1290
Kozłowska D.	0489, 1447	Kulaç E.	1579	Kurul S.	0250
Kozubski W.	1202	Kulac M.	0648	Kuş G.	0752
Krabben J.	1056	Külah B.	0336	Kuş S.	0556
Kraiem I.	0171	Kulaksiz Deger B.	1244	Kuş S.	1430
Kraja D.	0791	Kulaksızoglu B.	1285	Kuskay S.	1564, 1156, 1199, 0827, 1296
Krasniqi A.	0678	Kulaksızoglu S.	1285		
Kratzsch J.	0598	Kulig J.	1037, 1048	Kusku-Kiraz Z.	1215, 1479
Kraul D.	0734	Kulkarni M.	0365	Kuşnierz-Cabala B.	1037, 0046, 1048, 1054
Krauze T.	0353, 0316	Kullolli S.	0092		
Kravaritou M.	0475	Kulpa J.	0267, 0282, 0278	Kustan P.	1214, 1217
Krempser K.	0866	Kulpa J.	0292	Kusters R.	1343
Kretowicz M.	0308	Kum T.	0160	Kutllovci M.	0315
Kreutzman A.	0633	Kum T.	0890	Kutllovci V.	1411
Krintus M.	1335, 0357	Kumanovics G.	0107	Kutsal E.	1002
Krishna Mohan I.	0087	Kumar J.	1609	Kütt M.	0091
Kristensen S.	0014	Kumara Reddy T.	1231	Kuwa K.	1510
Kristina V.	0460	Kumbul Doğuç D.	1579	Kuzmanovska S.	0332, 0581, 0149, 1504, 0820, 0563, 0145, 1238
Krnjak L.	0793	Kumtepe Y.	0229		
Król D.	1128	Kundalic B.	1286	Kuzniewski M.	0046, 1048
Król W.	0765	Kundalic J.	0893, 0082	Kuźnik-Trocha K.	1339
Kroupis C.	0218, 0227, 0874, 0223	Kundalic S.	1286, 0388, 0324, 0113	Kuzucu M.	0618
Krstevska M.	0358	Kunina O.	0333	Kuzu-Okur H.	1027
Krulisova V.	1153	Kuo H.	1216, 1549	Kvatadze K.	0651, 0640
Krystyna Dolatowska J.	0986	Kuona P.	1331	Kwon G.	0018
Krystyna S.	0359	Kural A.	1337, 0585, 1428	Kwon H.	0334
Krzysztof J. F.	0344	Kural B.	1337	Kyriou L.	0211
Krzysztof Ż.	0359	Kurki K.	0794, 1007	La Bella V.	1186
Kubista M.	1448	Kurt B.	1095	La Malfa M.	1223
Kučinskas V.	0322	Kurt İ.	1596, 1025, 1519, 0849, 0716, 0851, 0930	La Motta M.	0445
Kucinskiene Z.	0054			Laadhari H.	0482
Kučinskienė Z.	0322			Laass M.	0085
Küçük Kurtulgan H.	1257			Labudovic D.	1009
Küçük Z.	1006			Labudovik D.	0497
Kucukalic E.	0473	Kurt N.	0117, 1593, 0126, 0124, 1294, 0131	Lackner K.	0357
Kucukgergin C.	0271, 0228			Ladogana P.	0095
Küçükgül A.	1283			Lagarda L.	0539
Kucukkilinc T.	1523	Kurtar A.	0948	Lagiou M.	0874
Küçükkurt İ.	0515	Kurti L.	1015		

# INDEX OF AUTHORS

Author	Code	Author	Code	Author	Code
Laila B.	1010	Layachi F.	1556	Leonardo D.	0708
Laiz B.	1039, 0707	Lazarevic D.	0004	Leon-Juste A.	1039, 0707
Lakey A.	1384	Lazaris G.	1415	León-Justel A.	0724
Laleli Y.	1606	Lazoglu Ozkaya A.	1256, 0672,	Lepaja A.	0689, 0315
Laleli Y.	0448		0796	Leśniak Ł.	0007
Lalic J.	0500, 0113	Lazovic B.	1000	Lessinger J.	1516
Lalic J.	0500	Lazzaro A.	0906	Levidiotou S.	0422
Lalić Z.	1553	Lazzeri M.	0181	Levidiotou S.	0097, 0418,
Laloğlu E.	0229, 0796	Le Carrer D.	0932, 0911,		0109, 0232,
Lam L.	0447		0913		0216, 0090,
Lamacchia T.	0230	Leante Castellanos J.	0786		0110
Lamaj E.	0791, 0871	Lécrevisse Q.	0699	Levidiotou-Stefanou S.	
Lamia T.	0790	Lee A.	0093		0094
Lamont J.	1188, 0360,	Lee C.	0593	Lezzar A.	0650
	0264, 0891	Lee G.	0032	Li D.	1181
Lamouchi H.	0171	Lee H.	0334	Li D.	0846
Lampinen H.	1007, 0706,	Lee H.	0452	Li K.	1604
	0794	Lee J.	1159	Li X.	1466
Lamsal M.	0609, 1332	Lee J.	0334	Liang X.	0035
Lamti F.	0892	Lee J.	0825	Lianidou E.	0281, 0237,
Lanaro C.	0708	Lee J.	1159		0227, 1176,
Lander R.	1573	Lee J.	0447		0183
Landi B.	0446	Lee K.	0570	Lianidou E.	0623
Langelaan M.	1158	Lee K.	0093	Licznerska B.	1109
Langerak A.	0699	Lee M.	1360	Lidija K.	0757
Langlois M.	0303	Lee O.	1177	Liew P.	0442
Lanja S.	0586	Lee S.	0361	Lieying F.	0066
Laporta A.	0692, 0694	Lee S.	1360	Liguori C.	1200
Lappo S.	0739	Lee S.	0441	Liguoro P.	0095
Laroche M.	1145	Lee W.	1535, 1382,	Lilia Z.	0810, 0479
Lars Olof H.	1415		0252	Lillo R.	1348, 1349,
Lars S.	0245	Lee Y.	1360		0959
Laserna Mendieta E.	0703	Lefèvre G.	0357	Liloglou T.	0227
Laskaj R.	0795	Lehnert M.	1180	Lim J.	0018
Lastovicka P.	0370	Lehouillier P.	1345	Lim J.	0233
Latifa J.	0683	Leimoni I.	0118	Lim S.	0234
Latten M.	0360	Lein A.	0488, 0362	Lima-Oliveira G.	0973
Lauand J.	0866	Leith Z.	0810	Lin H.	0032
Lauri S.	0781	Lekhal A.	1275	Lin H.	1604
Lausevic-Vuk L.	0068	Lekka I.	0289	Lin J.	0426
Lavatelli F.	0239	Lekkakou A.	1517	Lin P.	1090
Lavoie S.	1145	Lekkas P.	0992	Lin Y.	1072
ławicki S.	0301, 0206	Lemorvan V.	0241	Linda T.	1446
Lay İ.	1146, 0005,	Leni A.	0436	Lindsay C.	1145
	1342, 0950	Lennartz L.	0357, 1456,	Ling J.	0501
Layachi C.	1010	Lennartz L.	1426	Link M.	0485

# INDEX OF AUTHORS

Author	Code	Author	Code	Author	Code
Lip G.	0406	Lopez-Pesquera B.	0667	Maatouk M.	0914
Lipartowska K.	1040	Lopez-Romero J.	0724	Mabritto B.	0338
Lippi G.	0973	Lopez-Velez M.	1439	Mabrouka E.	0314, 0413, 1242
Lis K.	0156	Lopez-Yepes M.	0828	Maccora D.	0587
Lisaeva K.	1598	Lorena D.	0270	Macek Jr. M.	1153
Lisak M.	1207	Lorena Ivona S.	0019	Mach T.	1054
Lisowska A.	0392	Lorentz S.	0030	Machado-Contreras J.	0103
Lisowska-Myjak B.	1425, 1049, 1412	Lorenzo Freire M.	1375	Macharia M.	0067, 0065
Lissonde F.	0911	Lorenzo-Lozano M.	0828	Macher H.	0039, 0724
Litwiniuk M.	1202	Loschi P.	0259	Macía Cortiñas P.	0188
Liu C.	0426	Lotfi A.	0374	Maciá-Trevis D.	0595
Liu G.	1085	Lotz J.	0357	Maciej S.	0290, 1050
Liu M.	0035, 1181	Lou J.	0035, 1181	Mackay L.	1511
Liu R.	0536, 1160	Louet M.	0980	Mackay W.	1364
Liu S.	1549, 1216	Lougovoi C.	1347	Macri J.	1581
Liu S.	1216, 1549	Louhibi L.	0241	Madar L.	1153
Liu Y.	0235	Loures C.	0106, 0096	Madhavarapu M.	1051
Liu Y.	1216, 1549	Lowry P.	1542, 0367	Madic K.	0082
Liuzzi G.	1560	Lozanov-Crvenkovic Z.	1110	Madic S.	1286, 0082, 0893
Ljubenovic M.	0500	Lozanovski Z.	0541, 1521	Madrigal Ruiz P.	0075
Ljubić H.	0652	Lu L.	1501	Madrigal-Ruiz P.	1231, 1237, 1233
Ljubić S.	0908	Lu R.	0624	Madrol V.	0377
Llika D.	0159	Lucarelli E.	1161	Madubedube J.	0502
Llovet-Lombarte M.	0828	Lucas Mota A.	0735	Maegaard C.	0003
Lo Sasso B.	1186	Lucia D.	1276	Maekawa M.	0208
Lobna B.	0374	Lucien A.	1358	Maerker T.	0488
Lochman P.	0363	Lucini R.	0445	Magadán-Nuñez C.	1039, 0707
Lojo-Luaces N.	1137	Ludany A.	1214, 1217	Magdalena L.	0290, 1050
Lojo-Rocamonde S.	1137	Lugo J.	0959, 1349	Magdalena W.	1093
Lomidze M.	0640, 0651	Lugowska I.	0226	Mages K.	0436
Longanesi Cattaneo I.	1161, 1148	Luján-Mompeán J.	1228	Maglic H.	0503
Longo G.	0445	Lukacin R.	1073	Magnoni C.	0259
Longo R.	0781	Łukasik J.	0721	Mahalle N.	0365
Lopez A.	1166	Łukasz K.	0311, 0344	Mahato R.	0504
Lopez J.	0285	Lukic S.	1035	Mahdouani K.	1272, 1304, 1265, 0894, 0894
López Melchor M.	0717	Lukic V.	1127	Mahmmodi M.	0240
Lopez-Garrigos M.	0707, 0578, 1348, 1349, 0520, 0828, 0141, 0266, 1039, 0959	Lumanga, RMT, MSMT S.	0870	Mahmoodi M.	0756
López-Hoyos M.	0828	Lv L.	1085	Maina D.	0855
Lopez-Mendez J.	0980	Lykoka E.	0903	Maiz-Suarez L.	0141
		Lysikov O.	0364	Májek O.	0221
		M.Bozhilova, N.Kalatchev,			
		A.Tzontcheva* M.	0568		
		Ma. Rosalba R.	1233		
		Maagol F.	0826		

# INDEX OF AUTHORS

Author	Code	Author	Code	Author	Code
Majhi S.	0609		1106	Martin E.	0285
Maji B.	1324	Mardones L.	1033	Martín García E.	0768
Majkic-Singh N.	0588, 1005, 0350	Marek A.	0359	Martin H.	1550
Major M.	1219	Marek B.	1434	Martin J.	0553
Makbule K.	0279	Mareková M.	0907, 0236, 1543, 0236	Martín Márquez B.	0075, 1233
Makinwa T.	0514	Marevic S.	0795	Martin R.	0360
Makrithathis A.	0451	Margreet H.	1358	Martín Ruiz J.	0702
Malafosse A.	0663	Maria B.	0373	Martine O.	1401
Malamos N.	0237, 1176	María Dolores A.	0782	Martinez Bugallo A.	1352
Malamos N.	0183	Maria M.	0019	Martinez Hernandez A.	0519
Małeckı M.	0311	Maria Sant'Ana DusseL	0735	Martínez Lirola M.	0776
Malenica M.	0506, 0526, 0505	Mariak Z.	0202	Martinez Rianza C.	1402
Malentacchi F.	0274, 1448	Mariana V.	0047	Martinez Villanueva M.	0519, 0407
Malíčková K.	0815	Marie-Louise S.	1074	Martínez-Bujidos M.	1012
Malvicino S.	0446	Mariem B.	0683	Martínez-Cedillo K.	1461
Mamica K.	0967, 0931	Marín F.	0406	Martínez-Fernández J.	0676, 0677
Manaktala U.	0639, 1125	Marín Ortuño F.	0407, 0385	Martínez-Ingles J.	0141
Manal F.	0868	Marín Vera M.	0664, 0644, 0662	Martinez-Llopis M.	0828
Manali E.	0642	Marín Zafra G.	0664	Martínez-Ruiz A.	1052, 0136, 1228, 0147
Mancevska S.	1017	Marín-Isla J.	1191	Martínez-Sanchez E.	0147
Mancini I.	0274	Marinkovic A.	1011, 0709, 1286	Martínez-Villanueva M.	1052, 0136, 1228, 0342, 0147, 1191
Manda D.	0589	Marino L.	0951	Martín-Martín L.	0141
Mandal S.	0505, 0506	Marinov B.	1486	Martín-Oncina F.	0266, 0578
Mandic-Markovic V.	1251	Mariusz T.	0344	Martins J.	1018
Manfredini L.	1374	Marketou E.	1517	Martins-Filho O.	0729
Mangoni M.	0274	Markou A.	1176, 0237	Martins-Filho O.	0831
Mangraviti S.	0439	Marković I.	1400	Martorana A.	1200
Manitius J.	0308	Markovic Z.	0607	Martos G.	1512
Mannaa H.	0864	Markovik-Temelkova S.	0146, 0152	März W.	0069
Manochiopiniş S.	1393	Markowska-Fal A.	0792	Marzouk S.	1539
Manolov V.	0921, 1486, 0366	Marku N.	0871, 0791	Masconi K.	0895
Manov E.	0366	Marotta F.	1374	Masconi K.	0508
Manuel D.	0245	Marouga A.	0874	Masese E.	0238
Manysiak S.	0156	Marozzi R.	0507	Masese O.	1383
Manzano-Fernandez S.	0406	Marraccini P.	0056	Mashavave G.	1331
Marani R.	0694, 0692	Marszałek A.	1608	Maskhi S.	1304
Maravic-Stojkovic V.	0068	Marta T.	0270	Mašlanková J.	1543
Marcaida G.	0266, 0578	Martie T.	1310	Masotti S.	0577
Marcelo-Heron P.	1232	Martin A.	0264	Masoud A.	1474
Marchet A.	0254	Martín Archilla V.	0685	Massi D.	0257
Marchetti C.	0577	Martin B.	0571	Matcovschi I.	1457
Marcinowska-Suchowierska E.					



# INDEX OF AUTHORS

Author	Code	Author	Code	Author	Code
Matejka J.	0370	Mehdi B.	0861	Michael N.	1358
Matějka V.	0262	Meherhera S.	0896	Michel V.	0933
Matic D.	0408	Mehmetçik G.	1227	Michèle F.	0631
Matica J.	0847	Mehta K.	1332	Micic D.	1000
Matoso Ferreira A.	1192	Mehta P.	0264	Midha U.	1023
Matsha T.	0548, 0502, 0067, 0065, 1590	Meijers B.	0865	Mieke P.	1358
Matsha T.	1004, 1495, 0077	Meiliana A.	1236	Miele L.	1032
Matsha T.	0895, 0508	Meinitzer A.	0069	Migliardi M.	0338
Matsuda M.	1390	Melis A.	0121	Mignone F.	1173, 0115
Matsuda M.	1390	Melzi d'Eril G.	1580	Miguel-Elízaga I.	0147
Matsushita K.	0963	Memon L.	0985	Mihailov R.	0898
Matthieu N.	1074, 1080	Mena S.	0918	Mihanovic M.	1198
Matthijs O.	1558	Mendes A.	1192	Mijanović Kulišić A.	1553
Matyas M.	1520	Meneghini V.	0239	Mijovic R.	0592
Mátyási M.	0513	Menéndez Valladares P.	0244	Mijušković Z.	1218
Maurizio F.	0329	Menevse E.	1605	Miklos E.	0675
Maximova I.	0364	Mentese A.	0287	Mikovic Z.	1251
Mayadağlı A.	0196	Meqa K.	0840	Milaki G.	0623
Mayer L.	0590	Merdan F.	1287	Milani P.	0239
Mayor M.	1118, 0772	Mereu M.	0705	Milanlioğlu A.	1249
Mazić S.	0041, 1000	Mergen K.	0319, 0072	Milardi D.	1129
Mazur A.	1128	Meriç Yılmaz F.	1562	Milatovic Jezdic V.	0830, 1350
Mazur B.	1336	Meriem Rabia Z.	0829	Miled A.	0050
Mazzarisi A.	0056	Merkler A.	0652	Miled A.	1259, 0997, 0892, 1289, 0483, 0482, 0814, 0355
Mazzini C.	0257	Merlin J.	0897	Miler M.	0607
McAleer D.	1595	Merlini G.	0239	Milewska A.	0353, 0316
McConnell R.	1188, 1542, 1595, 0367, 0891	Meroni P.	0108, 1512	Mili M.	1028
McConville K.	1542	Mert M.	0697	Milicic B.	0592
McCusker M.	1516	Mertens A.	1158	Miljkovic M.	0068
McElhatton S.	0367, 0509	Mertoglu C.	1479, 1288	Milosevic - Tosic M.	1110
McGivern P.	0367, 0509	Merve E.	1577	Milosevic V.	0588, 0041, 0607
McWhinney B.	1506	Mesaros S.	1195	Milošević-Tošić M.	0369
Mecevska-Jovcevska J.	0149, 0820, 0145	Meško Brguljan P.	0952	Milyutina Y.	1417
Mecevska-Jovcevska J.	0146, 0152	Messadi F.	1539	Milzycynski C.	0599
Mechri A.	0663	Messaoud T.	1163	Min W.	1535, 1382, 0252
Medigovic I.	0588	Mete N.	1458, 0556, 1430	Minar J.	0396
Medina-Cerda E.	1461	Metreveli D.	0651, 0640	Ming Z.	0066
Medrano-Campillo P.	0039	Metzmann E.	0488	Mingels A.	0320
Meex S.	0404, 0125	Meyer M.	0953	Mini E.	0274
Megaiz A.	0241	Mezei Z.	0368	Minier T.	0107
		Mhenni H.	1028	Mino L.	0695
		Micallef J.	0210		
		Micevska M.	1164		
		Michael H.	0279		

# INDEX OF AUTHORS

Author	Code	Author	Code	Author	Code
Minucci A.	1173, 1149, 1165, 0115	Mokhberi Oskouei Z.	0022	Motor S.	1297, 0853, 0832
Miolo M.	0040	Molina J.	0141	Mounia B.	0429, 0431
Mion M.	0040	Molina R.	0285, 0169	Mounya B.	1010
Mir R.	1213, 0457	Molina Romero M.	0025	Moura M.	0813
Miralles A.	0707, 0520	Molina-Arrebola M.	0676, 0677	Mourad A.	0829
Miralles F.	0266, 0578	Molinario R.	1333, 0002, 1449	Moure G.	1460
Mirjanic-Azaric B.	0021	Molinero P.	0039	Movahed A.	1597
Mirzaei M.	0240	Molinos J.	0141	Moz S.	1152
Mirzaei M.	0756	Molotov-Luchanskiy V.	1270, 0888	Mroczo B.	0202
Mishra S.	0945	Mols J.	0542	Mrozek B.	1397
Mishra T.	0639, 1125	Molytè A.	0322	MrSci Chokrevska Zografaska N.	1451
Mısır S.	0220	Momčilov-Popin T.	0369	Mršić G.	0757, 0636
Misra S.	0303	Monari E.	0071, 0259	Mubaiwa L.	0852
Miszuta M.	0007	Moncef F.	0954	Muchanicova A.	1134
Mitev L.	0681	Monica-Livia G.	0564	Muchová J.	1105
Mitev V.	1363	Monika G.	0723	Muçolli A.	0678, 0882
Mitic D.	0893	Monika P.	0191, 0243	Mudhir S.	0758
Mitra M.	1487	Monogioudi E.	1512	Mueller H.	0488
Mitrovic J.	0830, 1350	Montaldo P.	0439, 1450	Muftuoglu T.	1193, 1095, 0821
Mitsion A.	0356	Montesinos J.	0285	Muhamad M.	0452
Mittel K.	0696	Montuori N.	1148	Muhaxhiri F.	1411
Mladenova M.	0187	Moon H.	0083	Muhl D.	1214, 1217
Mlika A.	0894	Moore D.	0517	Muhtaroglu S.	1100, 0566
Moellers C.	1013	Mora C.	0140	Mukai M.	1390
Moez K.	0759	Mora Herranz A.	0357	Mukherjee S.	0042
Mogensen N.	0003	Moraes E.	0727	Müller C.	0599
Moghtit F.	0241	Moraes T.	0897	Mulyana M.	1569
Mohamad M.	0452	Morales M.	0056	Mungan S.	1001
Mohamed Anouar N.	0759, 1544, 0614	Morales Torres M.	0776	Munisamy M.	0836
Mohamed Bessem H.	0954	Moravcova L.	0934	Munjoma M.	1331
Mohamed E.	0810	Morel I.	1082	Munoz Calleja C.	0633
Mohamed Fadhel N.	0533, 0947	Morelli R.	1129, 1378	Munoz Delgado E.	1147
Mohamed Hachem S.	0947	Moreno-Noguero E.	0578, 0266	Muñoz K.	1033
Mohamed K.	1075	Morimatsu S.	1390	Muñoz M.	1033
Mohamed M.	0431	Morina A.	0689, 0678	Muñoz Sánchez- D.	1119
Mohamed-Smith L.	1542	Morlacchi C.	1032	Muñoz-Valle J.	0103
Mohammad Reza S.	0510	Moro-Ortiz A.	1039, 0707	Muravlyova L.	1270, 0888
Mohammadi A.	0511	Morra G.	1148	Muravsky V.	0899
Mohammed M.	0429	Morrow D.	0352	Murby E.	1511
Mohapatra S.	0512	Mosquera Parrado M.	0666	Murby J.	1506
Mohd. Noor N.	0452	Mostarica Stojkovic M.	1195	Muroa R.	1033
Moiana A.	0001	Mota A.	0831	Murphy L.	1013
Mokaddem C.	1552	Moten D.	0081		
		Motomiya Y.	0919		

# INDEX OF AUTHORS

Author	Code	Author	Code	Author	Code
Murray H.	0360	Napolitano P.	0872	Nico S.	1068
Murray L.	1018	Narjes G.	0833, 0348	Nicolae G.	0044
Musarurwa C.	1331	Nas K.	0134	Nicolini G.	0591
Muslu N.	0163	Naseb N.	0372	Nielsen A.	0469
Musolino S.	0338	Nasrallah F.	1097	Nielsen H.	0210
Mussato A.	0437	Natalia V.	0373	Nieto W.	0699
Musul M.	0818, 0827	Natalie H.	0245, 0219, 0280	Niewiadomska A.	0986
Muszbek L.	0368	Natchev G.	0704	Nikolaidis C.	1178
Muszyński J.	1049	Navaglia F.	1152	Nikolić A.	0369
Mutlu N.	0698	Navarro Casado L.	1402	Nikolic S.	0592
Mutluoğlu G.	0325, 1489, 0726	Navarro Hernández R.	0075	Nikolic V.	1407
Muzakova V.	0370	Navarro L.	0141	Nikolov G.	0880, 1138
Mwape S.	0632	Navarro-Hernandez R.	1233, 0265, 1231, 1237, 1230, 1232	Nikolov L.	0912
Mwila D.	0632	Nawajha M.	1599, 1474	Nissinen A.	0428
Mydlar J.	0371	Nawawi H.	0034	Nita E.	0097, 0109, 0110, 0094, 0090, 0232, 0216
Mydlarova Blascakova M.	1134, 0658, 0371	Nayak G.	1267	Nitti D.	0254
Myszka W.	1321	Naydenova G.	1363	Noble J.	0380
Nabila B.	0374	Naziha K.	0954	Noble J.	0317
Nabipour I.	1597	Ndreu R.	0591	Nofer J.	0780
Nacar E.	1297	Ndungu F.	1383	Noguera Velasco J.	0407, 0519, 0385
Nacera K.	0389	Necat Y.	0412	Noguera-Perea F.	1191
Nachev G.	1363, 0330	Neffati F.	1552, 0654, 0620, 0619, 1028	Noguera-Velasco J.	0406, 0147, 1228, 1191, 0136, 0342, 1052
Nadia C.	0759	Neffati F.	0663	Nolwenn G.	1592
Nagura A.	0627, 0625, 0628	Neghra A.	1556	Nomura F.	0963, 0430
Nagy B.	1219	Neiva C.	0096, 0106	Nordin G.	1385
Nagy E.	0513	Nejla S.	1242	Noreddine A.	0389
Nagy Jr B.	1219	Nelly D.	1401	Norlund L.	1385
Naik P.	1051	Nemes-Nagy E.	0513	Norlund P.	1385
Naik S.	0365	Nepal A.	0609	Norris S.	1234
Najberg E.	0048	Neselioglu S.	0949	Nour El Houda T.	0683
Najib B.	0453	Nesic D.	1000, 0041	Nouri N.	0650
Najjar M.	1028, 0654, 1552, 0663, 0620, 0619	Nesli G.	0184	Nouruzi S.	1578
Najla G.	0102	Nessralla Alpoim P.	0735	Noutsou M.	0475
Nakhjiri E.	1194	Netty S.	0621	Novak G.	1030
Namiduru E.	0784	Neukammer J.	0635	Novakovic I.	0099
Namiduru M.	0784	Neupane Y.	0061	Novakovic Z.	1110
Namuslu M.	0544	Ngxamngxa U.	1142	Novikov V.	0273
Naouel L.	0683	Nia R.	0621	Nowacki W.	0156
Napitupulu R.	1236	Nicastri E.	1560		
		Nicholson C.	1384		

# INDEX OF AUTHORS

Author	Code	Author	Code	Author	Code
Nowak A.	0316	Okafor P.	1271	Onat T.	0555
Nowak-Sadzikowska J.	0267	Okesina A.	1144	Öncel M.	0166, 1292, 1493
Nowicki M.	1321	Okesina B.	0860	Öncel M.	1292
Nožić D.	1218	Okрут I.	0070	Oncul S.	0247
Nuccetelli M.	1200	Oktem M.	1606, 0599, 0448	Onder O.	1253
Nuhii N.	0922	Okumura E.	1510	Önder Y.	1498, 0656, 0712, 1473, 0215, 0638
Nunes F.	0736	Okumus S.	1243, 1313, 1314	Önderci M.	1026
Nurlu Ayan N.	0961, 0955	Okunola M.	0956	Ondrej T.	0150
Nuvolone M.	0239	Okur Ş.	0296	Öner-İyidogan Y.	1239
Nwachukwu C.	1220	Okutan O.	0821	Ong L.	0971, 1130
Nwaejigh P.	1014	Okuturlar Y.	0697	Ong S.	0235
Nybo M.	0357	Okuyan H.	1211	Ongen B.	0698
Oakervee H.	0680	Olabiyi F.	0514	Onoja A.	0798
Obeid A.	0864	Olafsson D.	1155	Ons A.	0374
Obeid R.	1073	Olaitan J.	1144	Ons F.	0947, 0533, 0654
Obermayer-Pietsch B.	0069	Olaleye T.	0751	Onuegbu J.	1291
Obradovic S.	1418	Olaniyi J.	0576	Onur E.	1481, 1497, 1196
Obrenovic R.	1195	Olaoye B.	0424	Onur I.	0376
Obtulowicz K.	0046	Olatunji O.	0514	Onur Paker İ.	0180
Ochmanová R.	0535	Olawale O.	0148	Onvural B.	1206
Ochocińska A.	0154, 0048	Olawoye O.	1220	Onyenekwu C.	1004
(Odabaşı) Yaylagül M.	1519	Olczyk K.	1339, 1329	Oosterhuis W.	1354
Odabaşı A.	0876	Olczyk P.	1329	Oosterhuis W.	0303, 1462
Odważna J.	1167	Olea N.	0615	Opolski G.	0311
Oehler-Keil C.	0734, 0740, 0731	Olgac V.	1261	Oral A.	1318
Oganova E.	0899	Olgun A.	0023	Oral A.	0876
Ogretmen Z.	1316	Olisekodiaka J.	1291	Oral E.	0246
Ogunleye A.	0760	Oliveira Rodriguez M.	0098	Oran A.	1497, 1481
Oguntibeju O.	0514	Oliver M.	0031	Orçun A.	0215, 0196
Ogurлу O.	1607	Olivera J.	1421	Orçun Kaptanağası A.	0726, 1498, 0450, 1489
Öğüş E.	1287, 1290	Olivier B.	1124	Ordoñez J.	0406
Oguz A.	0319	Olivier G.	1079, 1071	Ordóñez-Llanos J.	1012
Oguz A.	1229	Olivier O.	1401	Oregón-Romero E.	0103
Oğuz Acubucu D.	0801	Olivieri G.	0516	Orekici Temel G.	1478
Oguz E.	0982	Olorunju S.	1018	Orem A.	0991, 0834
Oguz G.	0989	Olorunsogo O.	1525	Orem C.	0991
Oguz O.	0133	Olson L.	0024	Orfao A.	0699
Oğuz Soydiñç H.	0246	Oluleye T.	1220	Orhan B.	0974, 1330, 1477, 0076
Oguzman H.	0120	O'Malley K.	0264	Orhan B.	1477, 0076
Oh E.	0593	Ömer B.	1570, 0700	Orhan G.	1610
Oh S.	0825, 1159	Omotosho I.	1220, 1341		
Ohashi K.	0625, 0627, 0628	Omuse G.	1488, 0787		
Ohnútková I.	1463	Önal Y.	1253		
Ok S.	0441	Onat A.	1308		

# INDEX OF AUTHORS

Author	Code	Author	Code	Author	Code
Orkmez M.	1308, 0495, 1312	Ovuka A.	0847	Ozgonul A.	0528
Orlando C.	1448	Owaidah T.	1372, 1365	Ozgun E.	0375, 0523, 0398
Ormazabal V.	1033	Owczarek D.	1054	Özgün T.	0957
Örmen M.	1206	Owolabi M.	0576	Ozgunes N.	1016
Oronsaye F.	0425	Oyedele O.	1341	Özgür B.	1311
Orosz M.	0966	Oyedele O.	0956	Ozgurtas T.	1025, 1454, 0930, 1596
Orozco-López M.	0103	Oyewole O.	0576	Ozkan S.	1100
Orsonneau J.	0911, 0932, 0913	Ozan G.	1283, 1293	Ozkanlar S.	1593, 0249, 0131
Ortak H.	1260	Ozan Y.	1279	Ozkanlar Y.	0131
Ortatatli M.	1548, 1538	Özarda Y.	0127, 0969, 1492	Ozkara S.	1057
Ortega I.	0900	Ozaslan E.	0198	Ozkaya F.	1205
Orth M.	1516, 1456	Özbay A.	0784	Özkaymak Ekşioglu M.	0726
Orth M.	1426	Ozben B.	0071	Özkök A.	0876
Ortiz M.	0667	Ozben S.	0346, 0817	Özkök A.	0060, 0053, 0395
Ortiz M.	0645, 0655, 0659	Ozben T.	1284, 0346, 0817, 0071	Ozkoklesen C.	0250
Ortiz-Lazareno P.	0103	Ozbilim G.	0275	Özkurt M.	0754
Ortiz-Sánchez M.	1052	Ozbudak I.	0275	Özler S.	0463
Orts Costa J.	1351	Ozcan F.	1076	Ozmen A.	0459
Orts-Costa J.	1053	Özcan N.	1197, 1184	Özmen Z.	0656, 1473
Ortuno Alonso M.	1351	Özcan N.	0968, 1131	Ozono S.	0208
Ortuño M.	0828	Ozcan O.	1193, 0821, 1095	Ozsevik S.	1248
Ortuno-Alonso M.	1053	Özcan O.	1211, 0832	Ozsoy D.	0890, 1295, 0827, 0818, 1564
Oruc C.	0700	Özçelik F.	1453, 1057	Oztas B.	1156, 1199, 0989, 1296
Orywal K.	0248	Özçelik S.	0296	Oztas Y.	1016
Osakabe K.	0628	Ozdem S.	0901	Öztuna D.	1546
Osawa S.	0012, 1387	Ozdem S.	0346, 0817, 0901	Öztürk A.	0745
Osmani I.	1015	Özdemir A.	0515	Öztürk A.	0637
Osredkar J.	1030, 0793	Özdemir G.	1229, 0837	Öztürk A.	0968
Ostaneck L.	0063	Özdemir H.	0461	Öztürk B.	1413, 1422
Ostaneck M.	0063	Özdemir N.	0198	Ozturk D.	0646
Østergaard A.	0743	Özdemir S.	0319, 0072	Ozturk Emre H.	1298
Ostojic P.	0080	Özdemir S.	0902	Ozturk G.	0902
Osundare F.	0798	Özdemir T.	1546	Ozturk Kaymak A.	1395, 0010, 0671
Ota E.	0012	Özdemir T.	1570	Öztürk L.	1027
Otaibi N.	1474	Özden T.	1570	Ozturk N.	0167, 0175
Otero Santiago M.	1375, 1368	Ozdogan H.	0160	Ozturk N.	1490, 0126,
Oto H.	0800	Ozen Kucukcetin I.	0862, 0701		
Ottaviano R.	1419	Özer E.	1274		
Ou Q.	0426	Ozer Yaman S.	0834		
Oueslati S.	1163	Özgen H.	1576, 1533		
Ovalı F.	0808	Ozgen Z.	0402		
Ovayolu A.	1221	Ozgeris F.	1593, 1294		

# INDEX OF AUTHORS

Author	Code	Author	Code	Author	Code
	0124, 0672, 0988, 0117, 1492	Pap D.	1005, 1299, 0369	Pastorino L.	0259
Ozturk O.	1297, 0832	Papa A.	0056	Pastuhov J.	1598
Öztürk Ö.	0528	Papadioti P.	0110, 0090	Pater A.	0156
Ozturk S.	0646	Papaefstathiou E.	0251, 1517	Pathare A.	0928
Ozturk U.	0304, 0376	Papagni F.	0999	Patokova Y.	0381
Ozturk Z.	1308	Papamichail D.	0097, 0109, 0110, 0090, 0094	Paul Ojiambo W.	0031
Ozyurek A.	0816		0903	Pauliková I.	1105
Ozyurt B.	1288	Papandreou C.	0903	Paull P.	0440
Özyurt H.	0657, 1288, 1274, 0648	Papay-Ramírez L.	0595, 0775	Paunovic G.	0867
P S.	0377	Papazova M.	1017	Paust N.	0026
Paçarizi H.	0678, 0799	Pape M.	0427, 0531	Pauwels S.	0865
Pacheco G.	1460	Paradowski M.	0410	Pavanello G.	1223
Padoan A.	0962, 0254, 1223	Parasidis T.	1178	Pavela J.	0634, 0253
Padró Miquel A.	0055, 1362	Paraskevopoulou P.	1347	Pavlica V.	0590
Pádua P.	0096, 0106	Pardo S.	1369	Pavlovskaya E.	0340
Padula S.	0095	Pařízek A.	0815	Pawlica - Gosiewska D.	1054
Padullés Zamora N.	1362	Park B.	0630, 1177	Pawlicki L.	0410
Paglierani M.	0257	Park C.	0083	Pawłowski W.	1321
Pai A.	1267	Park E.	1067	Pawlus J.	0738
Pais T.	0089, 0244, 0702	Park K.	0593	Paydaş S.	0923
Paiva A.	0699	Park M.	0904	Paz Fernández J.	1368
Palafox-Sánchez C.	0103	Park M.	1535, 1382, 0252	Pazzagli M.	0257, 0274, 1448
Palanduz S.	0646	Park P.	0904	Pearlman E.	0517
Palasz A.	0353	Park S.	0083	Pecoits-Filho R.	0897
Palella E.	0737	Park S.	0848	Pectasides D.	0475
Palicka V.	0033	Parker N.	0153	Pedersen S.	0743
Palladini G.	0239	Parlak A.	1561	Pedregosa Díaz J.	0768
Palma Fernandez R.	0703	Parmaksız İ.	1260	Pedregosa J.	0782
Panasiuk A.	1041	Parrillas V.	0122	Pedroso G.	0708
Pancevska S.	0378	Paşaoğlu H.	1278, 0711	Peela J.	0377, 0372, 0213
Panek A.	0489, 0594	Pasaoglu O.	0545	Peela L.	0372, 0213
Panjeta M.	0473	Pascale B.	1010	Pehlivan S.	0011
Pankla Sranujit R.	0844	Pascual Gomez J.	0025	Pehlivan Y.	1246, 1308
Panopoulou M.	1178	Pascual Gomez N.	0633, 0025	Peicheva S.	0330
Panoulis K.	1414	Pascual-Figal D.	0342	Pejović J.	1218
Panteghini M.	1516, 0380, 0317	Paskaleva I.	1356, 1363, 1361	Peker Akalın P.	1300
Pantovic S.	1407	Pasko N.	0871	Peker S.	0957, 0958
Paolo D.	0329	Pašková L.	1105	Pelin Z.	1027
Paolucci V.	1333	Pasquarella E.	1374, 1450	Pelinková K.	0815
		Passino C.	0577	Pellacani G.	0259
		Pastori S.	0516	Pelloso M.	0254
				Peluso-Lapsley M.	0518
				Peña A.	1118

# INDEX OF AUTHORS

Author	Code	Author	Code	Author	Code
Pencheva T.	0330	Petrovska E.	0149, 0581,		1223, 0040,
Peraza Cruces K.	0255		0820, 0145,		0357, 0437
Pereira O.	1457		0332	Plestina S.	0263
Perez Guillermo M.	1147	Petrovska S.	1017, 0378	Pleus S.	0485
Perez M.	1166	Petruschke T.	1369	Pluncevik-Gligoroska J.	1017
Perez R.	0122	Pezzilli R.	1580	Plyushsh M.	1389
Pérez-Cuellar M.	0406	Pfeiff M.	0731	Pocino K.	1449, 0002,
Perez-Gamir E.	1053	Pham H.	1506		1333
Perez-Martinez A.	0707, 0520	Pham Tuan H.	1077	Podsiadlowska A.	0049
Perez-Martinez M.	0342	Phetyang W.	1386	Podzamczar Palter D.	1362
Pérez-Moyano R.	0676, 0677	Philip C. C.	1224	Pohlack-Marsch O.	0734
Perez-Ramos S.	0256	Philipp A.	0279	Polak Erceg D.	0382
Perez-Valero V.	0520	Phillips J.	1459	Polat A.	0686
Perich D.	0285	Phirtskhalaishvili T.	0651, 0640	Polat C.	1043
Perišić N.	1218	Phoa L.	0442	Polat E.	1256, 0258
Perkmann T.	0451, 0451	Phoukham P.	1224	Polat G.	1478
Perkov S.	1157, 1491,	Pi G.	0655, 0659	Polat H.	1490, 0988,
	1301, 0856	Piacentini S.	0569		1492, 0672
Perkovic Radojkovic K.	0498	Piana A.	1455	Polat H.	1190
Pernet P.	1370	Piantedosi F.	1148	Polat M.	0336
Perovic D.	0261	Picheth G.	0458, 0973	Polat M.	1248
Perovic M.	0905	Pierre D.	0139	Polat S.	0076
Perros E.	0642	Pierre L.	0139, 1074	Polato F.	1077, 1591,
Persichilli S.	1069, 0029	Pieter V.	1558		1509
Perunicic V.	1603	Pika T.	0363	Poncela-Garcia M.	0828
Pešek M.	1139	Pilch A.	0839	Ponikowska I.	0534
Pessina R.	1374, 0439	Pillay T.	1018	Ponti G.	0259
Pesudo S.	0520	Pillay T.	0077	Pontillo M.	0181
Peter A.	0373	Pilz S.	0069	Popat R.	0680
Peter B.	0847	Pinar A.	0950, 0005,	Popelova J.	0383
Peter H.	0031		1342	Popoola O.	0384, 0956
Peter H. S.	0031	Pineda-Escribano M.	0539	Popovic D.	0261, 1408,
Peter L.	1441	Piñeiro Caamaño A.	1368, 1375		1420
Petersen P.	0469	Pinto C.	1111, 1120	Popović M.	0750, 0636,
Petev Y.	0130	Pintó Sala X.	0055		0757
Petra R.	0723	Pinto T.	0185	Popovic-Kuzmanovic D.	0099
Petrachi T.	0259	Pinzani P.	0257, 0274	Poracova J.	0371, 1134
Petrejckikova E.	0658, 0371	Pipatsatitpong D.	0434	Porcu P.	1334, 0705
Petrela E.	0791	Piperaki K.	0903	Porrino-Herrera C.	0676
Petrela E.	0695	Pirkić B.	0636	Portakal O.	0950, 0005,
Petrov I.	0381	Piva E.	0437		0835, 0682,
Petrova C.	0912	Pivetti A.	1186		1342
Petrova G.	0912	Pizzamiglio S.	1448	Portillo Ortega P.	0519
Petrova I.	1363, 0704,	Plaja A.	0666	Posivakova T.	1134
	0330	Plebani M.	1152, 0962,	Postiglione L.	1148, 0095,
Petrovic J.	0027		0926, 0254,		1161

# INDEX OF AUTHORS

Author	Code	Author	Code	Author	Code
Potup P.	0844	Quan W.	0846	Ramshev K.	1102, 0386
Poulaki E.	0903	Quesada Espinosa J.	0025	Ramshev N.	1102
Poumpouridou N.	0227	Quilez-Fernandez J.	0141	Ramsheva Z.	1102, 0386
Pourmahram G.	0028	Qureshi A.	1303	Ranakusuma T.	1204
Poyatos-Andújar A.	0595	Raaf N.	0101	Randa S.	1087
Prah Krumpak M.	1371	Rabaa H.	0833, 0348	Rania H.	0868
Praprotnik A.	1030	Rabadan L.	0828	Rao A.	1267
Prasad K.	1303	Rabenda N.	1128	Raoudha T.	0617
Prasad S.	0512	Racek J.	1105, 0262	Rapaccini G.	1032
Prašek M.	0908, 1400	Rachid B.	0429, 0431	Raphaelle B.	1224
Pratikaki M.	0211	Raci-Qyqalla M.	0882	Rapti A.	0642
Prayer-Galetti T.	1223	Rác O.	0907, 1543	Rasha E.	0868
Premaschi S.	1527, 1530	Radak D.	0068	Rasmi Y.	0074
Previtali G.	0906	Radakovic I.	1418	Rasmussen L.	0210
Prezelj M.	1371	Radeljak A.	0917, 1491	Rasovic S.	1055
Priavali E.	0418, 0422	Radina M.	0396	Raspagni A.	1527, 1530
Pribic T.	0592	Radišić Biljak V.	0908, 1400	Rattan S.	0038
Prieto García B.	0560	Radka F.	0150	Ratzinger F.	0451
Primiano A.	1069, 0029, 1391	Radkova M.	0312	Rauh M.	1509
Pringos N.	0903	Radonjic M.	0261	Raut M.	0419, 1019
Priscilla S.	1401	Radosavljević A.	0037, 0036	Raut P.	0504
Prnjavorac B.	0503, 0464, 0505, 0506, 0526	Radzikowska E.	1115	Ray (Pal) S.	0909
Prochorchik S.	0693	Raffaelli M.	0587	Ray P.	0457
Proença H.	0813	Rahman T.	0034	Ray P.	0494
Prokhorova V.	0739, 0733	Raijmakers M.	1158	Raymondo S.	1455
Prontera C.	0577, 0591	Rainen L.	1448	Re M.	1419
Prusa R.	0995, 0260, 0118, 0934	Rainer F.	0987, 1507, 1344	Reche Molina I.	0776
Przepiera-Bedzak H.	0073	Raizada A.	0975, 1480	Refatllari E.	0695, 0159
Przylipiak A.	0206	Rajappa M.	0836	Reggabi M.	0078
Przymuszala-Stasiak D.	0316	Rajdl D.	0262, 1105	Regmi P.	0504
Psachoulia C.	0211	Rajendiran K.	0836	Rego F.	0973
Puche Morenilla C.	0385, 0407	Rajsheka L.	0087	Rego F.	0458
Pucillo L.	1560	Rakipov I.	0879	Reid C.	0264
Puga Villaverde E.	0783	Rako I.	0263	Reignier A.	0911, 0913
Puiggròs A.	0140	Ramadan A.	0864	Rein H.	0207
Pulido R.	0122	Ramazan Y.	0544	Reinhold D.	0085, 0030, 0108
Punzi L.	1152	Ramharter M.	0451	Rej R.	1516
Purnak T.	0198	Ramirez A.	0633	Rendeli C.	1333
Purohit P.	0602, 0597	Ramirez Ruiz M.	0915, 0519	René C.	1071, 1079
Pyszková M.	1112	Ramirez-Ruiz C.	1228, 1052	Rensburg M.	1377
Qaralleh H.	1135	Ramírez-Ruíz M.	0147, 0136	Rentsch K.	0583
		Ramlau R.	1202	Rescaldani C.	1419
		Rammerstorfer M.	0451	Reyes Bertos A.	0776
		Ramos V.	0775	Reyes-Serratos E.	0265



# INDEX OF AUTHORS

Author	Code	Author	Code	Author	Code
Ribera del Pueyo M.	0140	Rodriguez-Borja E.	0266, 0578	Ruini C.	0259
Ribes-Vallés J.	0141	Rodriguez-Caballero A.	0699	Ruiz Gines M.	0703
Riccio A.	0095	Rodriguez-Cantalejo F.	0266	Ruiz Iruela C.	1362, 0055
Richardson C.	1188, 0891	Rodriguez-Mañas L.	0039	Ruiz Mínguez M.	0140
Richter M.	0396	Rodriguez-Piñero Á.	0520	Ruiz-Espejo F.	0662, 0664, 0644
Ridha M.	1410	Rodriguez-Rodriguez M.	0707	Ruiz-González C.	1191
Ridha M.	0314	Roeddiger R.	0598	Ruiz-Mejia M.	1237, 1231
Rie U.	1390	Rogalskaya E.	1389	Ruiz-Quezada S.	1230, 1232
Riederer P.	1203	Roggenbuck D.	0030, 0105, 0085	Ruljancic N.	1198
Righetti G.	0239	Roghani M.	0762, 0746	Rumenjak V.	0498
Rigo Bonnin R.	0055, 1362	Rogić D.	0387, 1376, 1553, 0263	Ruosaari S.	0428
Rigo Bonnin R.	1522	Roldán V.	0406	Rusak M.	0738
Rigolini R.	0323	Roldán-Fontana E.	0266, 0520	Russo D.	0872
Riistama-Laari S.	0706, 0794, 1007	Roli L.	1029, 1078, 1083	Russo L.	0872
Rikanová M.	1463	Romagnoli C.	1333	Rutkowski A.	0201
Rim J.	0361	Romano S.	0781	Rutkowski P.	0226
Rimac V.	0387	Romdhani M.	1304	Rutkowski R.	0290, 0202
Rink J.	0488	Romy G.	0139	Ruud A.	1224
Rinne I.	0804	Ronchi F.	1334, 0705, 0121, 0873	Ryang D.	1177
Rios D.	0062, 0736, 0727	Ronchi R.	0338	Rybacka – Mossakowska J.	1202
Ríos Tamayo R.	0717, 0685	Roob J.	0069	Rychlik U.	0282, 0278, 0292, 0267
Ríos-Ibarra C.	1233, 1237, 0265	Rooney K.	1364	Rym D.	0683
Risom Kristensen S.	0743	Røråas T.	0118	Rym E.	1544
Ristić T.	0324, 0388	Rosenthal S.	0488	Saad S.	1305
Rivera Santos G.	0703	Roser M.	0884	Saad S.	0708
Rizos D.	1414	Roshan-Milani S.	1194	Saadaoui M.	1526, 1552
Rizos I.	0218, 0223	Rosique P.	0140	Saadeddin S.	0521
Rizou M.	1414	Rotteveel W.	1554	Sabah H.	0389
Röber N.	0105, 0085, 0108	Rouhrazi H.	0528, 0074	Sabanci P.	0199
Robert F.	1050	Rousseau F.	1145	Sabine F.	0031
Robert J.	0241	Roytman A.	0340, 0364	Sabine H.	0031
Robert K.	1101	Rozec B.	0913, 0911	Sabino A.	0727
Roberta B.	0329	Rrapushi E.	0092	Saboory E.	1194
Rocejanasaroj A.	0763	Rtskhilladze I.	0651, 0651, 0640	Sabri A.	0912, 1598
Rocha Muñoz A.	0075	Ruan C.	0015, 0720, 0086	Sacchetto E.	0911, 0932, 0913
Rodica S.	0564	Rubio A.	0039	Sadok Y.	0102
Rodolico I.	0338	Ruci D.	0092	Saez de la Maleta R.	1183
Rodriguez M.	0509	Ruddock M.	0264	Saffar H.	1028
Rodriguez M.	0870	Rudolf T.	0031	Safranek R.	0033
Rodriguez T.	1439			Saggese I.	1173, 0115
Rodriguez Vazquez P.	1352			Sağın F.	1094, 0555,

# INDEX OF AUTHORS

Author	Code	Author	Code	Author	Code
	0554	salima Z.	0389	Sandri M.	0390
Saglam G.	0938	Salinas M.	0707, 0578,	Saner G.	1570
Sağlam Özdemir D.	1300		1348, 0520,	Sangkitikomol W.	0763
Sahbi E.	0374		0828, 1349,	Sanhaji H.	1097
Sahebghadam Lotfi A.	1472		0141, 0266,	Sanlı O.	0271, 0228
Sahin D.	1156, 1199,		1039, 0959	Sanna B.	0850
	1296	Saliş O.	0495	Sant F.	0285
Sahin D.	1571, 1572	Salisbury V.	0264	Santa Rita T.	0769
Sahin E.	1229, 0403,	Salvagno G.	0973	Santiago F.	0270
	0522, 0837	Salvatici M.	0390	Santonocito C.	1173, 0115
Sahin H.	0845	Salve Bouzo M.	0188	Santo-Quiles A.	1348, 0707,
Sahin Kavakli H.	0128	Salvianti F.	0257, 0274		1349, 1039
Sahin M.	0522	Sameh H.	0954	Santos Ruiz P.	0981
Şahin M.	1306, 1274,	Sami Güven A.	0803, 0801	Santos V.	1457
	1260, 1288	Samia B.	0431, 1432,	Santos-Garcia A.	0265
Şahin M.	1184, 1197		0429	Santos-Rubio C.	0578, 1039
Şahin Ş.	0660, 0712,	Samira E.	0802	Santotoribio J.	0256
	1260, 1288,	Samsonova N.	1389	Sanz Fernández R.	0255
	1473	Samsudin I.	0452	Sapcanin A.	1203
Sahin Y.	1492, 0258	Sana A.	0415, 1071,	Sapunar A.	0104
Sahiner F.	1095		1079	Sara B.	0329
Sahli C.	1163	Sana H.	0479, 0810	Sarabia Meseguer A.	0662
Sahnoun S.	1163	Sana P.	0087	Sarabia Meseguer M.	0664, 0644,
Saibaba K.	0087	Sanae B.	0802		0915
Said A.	0372	Sancakdar E.	0803, 0801	Saracho R.	0715
Said A.	0213	Sancesario G.	1200	Saraeva R.	1363
Saidi-Mehtar N.	0241	Sancesario G.	1200	Saraymen B.	0637
Saini V.	0269	Sánchez Bermúdez A.	0662	Sari H.	1226, 0305
Sak Z.	1297	Sánchez Bermúdez A.	0915, 0644,	Sarı M.	0354
Sakamoto H.	1390		0664	SARİ S.	0411, 1298,
Sakhoo C.	1560	Sanchez C.	0255		0480, 0476,
Sakly K.	0914, 0661	Sánchez- González P.	1409		0391
Sakly N.	0661, 0914	Sánchez Hernández P.	0075	Sarıç H.	1311
Sala E.	0804	Sánchez P.	0644, 0662	Saricicek E.	1314, 1229,
Sala M.	0285	Sánchez-Crespo A.	0676, 0677		1248, 1243,
Salas García Á.	0944	Sanchez-Fernandez E.	0578, 0266		0837, 1313,
Salas-Coronas J.	0677	Sanchez-Lopez L.	0265		1317
Salazar-Camarena D.	0103	Sánchez-Yebra Romera W.		Saricicek V.	0837, 1313
Salazar-García S.	1461		0783, 0776	Sariguzel F.	1279
Saleem M.	1550	Sandberg M.	0357	Sarikaya S.	1245
Saleh J.	1367	Sandberg S.	0118, 1354	Sarıtekin E.	1493, 1292
Šálek T.	0553	Sander H.	0436	Sarkic M.	1170, 1418
Salgó L.	0151, 0135	Sandomirsky B.	0823	Saruhan E.	1307
Salim N.	1577	Sandoval García F.	0075	Sashkov V.	0953
Salima F.	0348, 0833	Sandra D.	1080	Sas-Korczyńska B.	0292

# INDEX OF AUTHORS

Author	Code	Author	Code	Author	Code
Sasmaz G.	1607	Scholz J.	0105	Şen F.	0197
Sastre J.	0141	Schratzberger W.	0357	Sen O.	0941, 0128, 0949
Satari S.	0960	Schuijt M.	1056	Sendur M.	0198
Sathler-Avelar R.	0729	Schuler F.	1180	Senem E.	1091
Sato K.	0430	Schulman L.	0518	Sener I.	1574
Saura Montalban J.	0703	Schulz S.	1392	Sener K.	1095
Savage S.	1542	Schwarz H.	0740, 0731	Şeneş M.	1122, 1006, 0996, 1602, 1201
Savas E.	1246, 1308	Sciacovelli L.	0926, 0962	Şengül B.	0527
Savaş Z.	0955, 0961	Scirica B.	0352	Sengupta Neogi S.	1609
Savic E.	1195	Scognamiglio E.	0323	Şenjug V.	0382
Savickaite L.	0432	Scott Varella Malta F.	1162	Senoglu M.	1319
Savik E.	1245, 1172, 1309, 1559	Scoubeau K.	0210	Sentürk E.	1126
Saw S.	0971, 1130	Scribano D.	1378, 0524, 1391	Seo D.	1067
Sawabe Y.	0963	Sebastian G.	0031	Seo J.	0904
SAWICKI M.	1608, 0063	Sébastien T.	0525	Seo Y.	0904
Saxena A.	0472, 1213, 0457	Sebiguli Marishekome A.	0154	Seong M.	0848
Sayadi M.	0663	Şebin E.	0258, 0811	Sepici Dincel A.	1572
Sayan İ.	1103	Sebnem C.	1091	Sepici V.	1572
Saydam G.	0060, 0053, 1440, 1445, 0395, 0331	Secco S.	1530	Sepp M.	0804
Saygili F.	0528	Seccombe D.	1515	Seppi D.	1077, 1591
Saygılı O.	1243	Seckin D.	0402	Seppo S.	1224
Sayilan Ozgun G.	0523, 0375, 0398	Seckin S.	0271, 0228	Serafim M.	0694
Sayiner Z.	1308	Sedláčková T.	0262	Serafini R.	0781
Scaglione G.	0115, 1173	Sedlak V.	0371, 1134	Serakıncı N.	0038
Scarpato N.	0999	Sedlakova S.	0934	Serale C.	1166
Scatena C.	0257	Sefikoğulları M.	0771	Serdar M.	1610
Ščavničar A.	1553	Sefil N.	1297	Serdar M.	1514, 1453
Schatz P.	1443	Seghier F.	0725	Serdar M.	1596
Schellings M.	1343	Sehirli A.	0838, 0812	Serdar Ö.	0184
Schelp C.	0734	Sehirli O.	0845	Serdarevic N.	0805
Schenk P.	1554	Seimiya M.	0963	Seri S.	0914
Schetz M.	0865	Seker M.	0803	Seric V.	0253, 0819, 0634
Schiattarella A.	1069, 1391, 0029	Şekeroğlu M.	1249	Serilmez M.	0272, 0175
Schierack P.	0105, 0030	Şekeroğlu R.	1268	Serin E.	0455, 1477, 1330, 0974
Schiettecatte J.	0599	Selcuki C.	0114	Serin N.	0961, 1427, 0955
Schimmel H.	0380, 1512, 0317, 1516	Sellathambi M.	0442	Serra G.	0873, 1334, 0705
Schiza C.	0237	Selveswara G.	1433	Serrano Santos E.	0664
Schluter M.	0056	Semerci T.	1475	Serteser M.	1514, 1514
Schmitz O.	1443	Semiz S.	0506, 0505, 0503, 0464, 0526	Sertić J.	0652
		Semmler J.	0839		
		Şen A.	0637		
		Sen B.	0990, 0984		

# INDEX OF AUTHORS

Author	Code	Author	Code	Author	Code
Sertoglu E.	0716, 0849, 0851, 1057	Sherazi N.	0603	Simon D.	0107
Servetto C.	0916	Sherchand O.	1332	Simone S.	0329
Sesal C.	0200, 0186	Shiesh S.	1090, 1604, 0032	Simons J.	0393, 0394
Seth S.	0174	Shih J.	1456, 1426, 0357	Simsek E.	0190, 0189
Sethi S.	0971, 1130	Shikole A.	0880	Şimşek H.	0395
Seven A.	1103	Shin B.	1208	Simsek N.	0854
Severim M.	0692	Shin J.	1159	Sinan U.	0304
Séverine E.	0321	Shin J.	0630	Singh R.	0504
Sevimoglu T.	0116	Shishlo L.	0739	Sinha A.	0061
Seyithanoglu M.	1239	Shiskova D.	1061	Siodmiak J.	1335, 0156, 1354
Sezen H.	1245, 1172, 1309, 1559	Shkurti K.	0791	Siraj A.	0087
Sezer E.	0528	Shorova M.	1061	Sircan-Kucuksayan A.	0275
Sezer S.	0198, 1469	Shortt C.	0394	Şirikçi Ö.	1327, 0132, 1066, 0977
Sezikli H.	0649	Shubeska-Stratrova S.	0146, 0152 0149, 0145	Şirin B.	1475, 0938
Sfriso P.	1152	Shufa D.	1104	Sirisali K.	1393
Sgarlata P.	1391	Shukla K.	0529	Sirisali S.	1393
Shabanaj S.	0315	Shukla R.	0529	Šišková K.	1105
Shah S.	0504	Shurko N.	0741	Sit D.	1226, 0305
Shah S.	1494	Shurygina E.	0302	Sit M.	0843
Shahbudin S.	1135	Siala H.	1163	Sitkiewicz D.	0311, 1106
Shahrokhi N.	1578	Siala M.	1163	Sivri A.	1201
Shakhova X.	0273	Sibley P.	0153	Sivrikaya A.	1555, 1605
Shakila S.	0213, 0377, 0372	Sibylle B.	0279	Skadberg Ø.	0357
Shala M.	1325	Sica C.	0999	Skalicky J.	0370
Shanaa A.	1599	Sicińska G.	1447	Skarżyńska E.	1425, 1049
Shanbhag G.	0367	Siddiqi I.	1482	Skhiri H.	0914
Shang H.	0426	Sidera R.	1166	Skitek M.	0883
Shanmugam R.	0836	Sieglinde Z.	1310	Skrodeniene E.	1179, 0432, 0964
Shanshan Y.	0066	Siergiejko E.	0224, 0392	Skupien J.	1394
Sharif E.	0601	Sifi K.	0547, 0650	Sławomir B.	0344, 1093
Sharma A.	1609	Šiftar Z.	0856	Sławomir M.	1202
Sharma D.	0042	Signe A.	1366	Slejkovec Z.	0793
Sharma P.	0597, 0294, 0602, 0945	Sigurdsson A.	1155	Sllamniku Dalipi Z.	0840, 0307
Sharma S.	1326	Siham A.	0429	Slowinska-Solnica K.	0046, 1394, 1054
Sharma S.	0419	Sikirica M.	0917	Smagadi A.	0427, 0531
Shaw J.	1515	Silam A.	0431	Smela G.	0612
Sheldon J.	1512	Silva M.	0096, 0106	Smit F.	1004, 1590
Shembesh R.	0213	Silveira F.	0692, 0694	Smit F.	1495
Shen F.	0015	Silvia Q.	0270	Smith J.	0264
Shen W.	0720	Simi L.	1448, 0274	Smith M.	0264
Sheng-Kai Y.	1104, 1104	Simic S.	1174	Smith V.	0731
		Simic-Ogrizovic S.	0985		

# INDEX OF AUTHORS

Author	Code	Author	Code	Author	Code
Smogorzewska A.	1155	Souhir N.	0374	Stanescu B.	0589
Šnitko R.	0048, 0154	Souiden Y.	1272, 1265	Stanisic L.	0155
Snoj N.	0883	Soulti S.	0418	Stanišić N.	1408, 1420
Soares C.	1457	Sourvinou I.	1176	Stankovic S.	0607, 0080, 1195
Sobki S.	1367, 0521	Sousa P.	0813	Stanojevic M.	1418
Sobki S.	0532	Soussi A.	0661	Stanojkovic M.	1058, 0673, 0709, 1286, 1011, 0082, 0893
Sofic E.	1203	Sowa M.	0108, 0085, 0105	Stanojkovic Z.	1058, 0673
Sofijanov A.	1421, 1328	Soydas A.	1610	Starčević V.	0041
Sofuoglu K.	1221	Soydas R.	1610	Stasik Z.	0282, 0278, 0292, 0267
Söğüt E.	1306, 1288	Soylemez S.	0277	Staszak-Kowalska R.	1335
Şöhret Yasemin F.	1122	Söylemezoğlu T.	1519	Stebbing R.	0635
Sokolic B.	0795	Soylu B.	0812	Steele A.	1399, 1396
Sokolovic D.	1058	Sözmen E.	1094, 0555	Steenkamp V.	1075
Solarova T.	0704, 0330	Sözmen E.	1496	Stefan B.	0279
Solarova T.	1363	Špacir Prskalo Z.	0590	Stefan H.	0219, 0280, 0279, 0245
Soldatovic I.	1603	Spaggiari L.	0390	Stefan P.	1189
Soliera A.	0276	Spanò A.	0781	Stefanovic A.	1251
Solim L.	1020	Spanou E.	0475	Štefanović M.	0665
Solnica B.	1048, 0046, 1394, 1037, 1054	Spanuth E.	0399	Stefanovic N.	0867
Soloviov S.	1175	Spasic Obradovic G.	0732	Stefanska A.	0534
Soltane K.	0892	Spasic S.	1251, 0985	Šteffeková Z.	0236
Soluk-Tekkesin M.	1261	Spasojevic-Kalimanovska V.	0985, 1251	Steffen O.	0279
Somaschini M.	0004	Spasov M.	0605, 0604	Steffen U.	0245, 0219
Sonati M.	0708	Spasov Z.	1138	Steigert J.	0026
Sondes H.	0683	Spasova V.	0605, 0604	Stein J.	0839
Song J.	0848	Spasovska M.	0918	Steinarsdottir M.	1155
Song K.	0018	Spasovska-Trajkovska A.	0581	Stejskal D.	0535
Song S.	0825, 1159		0153	Stelmaszczyk-Emmel A.	1115, 0049
Song S.	0848, 0018	Spears R.	0153	Stephan S.	0731, 0740
Sonia T.	0947, 0533	Špoljarić D.	0750	Stéphane E.	0933
Sonmez C.	1395, 0671, 0010, 1514	Sportelli F.	0185	Stéphanie H.	1401
Sonmez D.	0974, 1330, 0076	Šprongl L.	1463	Stéphanie P.	0139, 1074, 1080
Sönmez H.	0405	Spunda-Theunissen Y.	0542	Stephen D.	0057
Sönmez M.	1562, 1529	Spyropoulos B.	0006	Stepien E.	1048
Sönmez Ö.	1496	Srečec S.	0750, 0757	Steponavičiute R.	0964
Sonsala A.	1336	Sredkova P.	0081	Stevanović D.	0041
Sood R.	1023	Sribhen K.	1614	Stevanovic P.	0985
Sørensen H.	0014	Stachurska A.	0311		
Sorina S.	0564, 0562	Staines H.	1364		
Sosic-Jurjevic B.	0588, 0607	Stamenkovic G.	1170, 1174		
Soudani W.	1556	Stancik L.	0396		
		Stanciu A.	0606		
		Stanciu M.	0606		

# INDEX OF AUTHORS

Author	Code	Author	Code	Author	Code
Stevanovic S.	1174	Sunguroglu A.	0298	Sznur S.	0446
Steven P.	1558	Supak Smolcic V.	0976	Szokalski M.	1447
Stewart J.	1595	Supe-Domic D.	0155	Sztefko K.	0178, 0931, 0967
Stewart P.	0440	Supronowicz Z.	1031	Szternel L.	0156
Stjepanovic V.	0408	Surapaneni K.	1059	Szturmowicz M.	1115
Stöckelmeier B.	1484, 1476	Sürer H.	1311, 1287, 1290	Szybowska P.	0931, 0967
Stöckl D.	1435	Surjawan Y.	1204	Szymańska A.	1336
Stoffel-Wagner B.	0679	Suryadeep P.	0885, 0710	T E.	1353
Stojanovic D.	0021	Susann N.	1507	Tabak Ö.	0481
Stojanovic D.	0673	Susanti D.	1135	Tabakova V.	0704
Stojanović D.	0965	Susever S.	0433	Tabur S.	1308, 1246
Stojanovic L.	0099	Sut N.	0375, 0523, 0398	Tadeusz L.	1050
Stojanović N.	0608	Sütçü R.	0328, 0938, 1475	Tagliavini S.	1029
Stojiljkovic S.	0500, 0113	Suwal R.	0609	Tahar G.	0431
Stojkovic B.	0068	Suyani E.	1278, 0711	Tahirovic I.	1203
Stojkovski V.	0541	Suzic Lazic J.	1000	Tahmasebi R.	1597
Stojnić A.	0965	Suzuki K.	0627, 0628	Taibi L.	1370
Stollfuss B.	1369	Suzuki Y.	0963	Taieb M.	0683
Stoynovska M.	1598	Svestak M.	0535	Takada K.	1474
Strakosha A.	0871	Svinarov D.	1081	Takagi Y.	1518
Strati A.	0183, 0281	Svobodová G.	0535	Takayama T.	0208
Stray-Pedersen B.	1331	Swadźba J.	0489, 1447	Takır M.	0876
Stubbs P.	0111	Swiniuch D.	1202	Taleska N.	0918
Stula I.	0104	Syakib B.	0326	Tamas M.	0675
Stupka E.	0004	Syed H.	1088, 0710, 0885	Tamer A.	1584, 1583
Subedee S.	1611	Sygitowicz G.	0311, 1106	Tamer L.	0170, 1478, 1212
Sucak G.	1278	Sylvie L.	1082	Tamimi W.	1474, 1612
Suer Gokmen S.	0523, 0375, 0398	Symchuk A.	1107	Tammimi W.	1087
Süer K.	0420, 0433	Sypniewska G.	0357, 0534, 0156, 0308, 1335	Tanaskoska M.	0563, 1238
Sugimoto K.	0628	Szabadosova V.	1134	Tandara L.	0841
Sugimoto S.	1387	Szabó Á.	1219	Taneja A.	1601, 0610
Suh H.	0214	Szadkowska I.	0410	Taneli F.	1497, 1481
Suh S.	0630, 1177	Szakony S.	0966	Tang C.	0235
Suhad B.	1599	Szatan J.	1447	Tanrikulu-Kucuk S.	1239
Sukhev M.	0953	Szeremeta A.	1329	Tansan S.	0179
Suleyman H.	1567	Szmitkowski M.	1041, 0301, 1031, 0248,	Taoufik Chargui A.	0357
Suleymanlar G.	0071, 0862, 0901	Szmitkowski M.	1040, 0202, 0206	Tapan S.	1025, 0849, 0851
Sumer Z.	0771, 0773			Tarakcioglu M.	1314, 0495, 1312
Summers M.	0891			Tarapacz J.	0282, 0278,
Sun A.	0536, 1160			Tarapacz J.	0292, 0267
Sunam G.	1292			Tarchalski J.	0316, 0353
Sunbul M.	0402				
Sunde K.	1113				

# INDEX OF AUTHORS

Author	Code	Author	Code	Author	Code
Tarhan F.	0450	Tepe R.	0988	Tivanova E.	0538
Taromaru N.	0627, 0625, 0625, 0628	Tepsic J.	1000	Tiwari A.	0443
Tarrega-Roig E.	1053	Teradaira R.	0625, 0628, 0627	Tlijani M.	0661
Taş A.	0930, 1454	Terzi E.	0843	Tlili H.	0483
TAS F.	0284	Tešija Kuna A.	1207, 0665	Todorova M.	1102
Taşcan A.	1313	Tessari A.	0254	Todorovic D.	0588
Taskin A.	0753, 1559, 1309, 0755, 1245	Teti M.	0524	Toka Özer T.	0807
Taskin S.	1172, 1559	Tetik Vardarli A.	0114	Toka-Özer T.	0166
Taslipinar M.	0902	Tezcan S.	1498	Toker A.	0142, 0318, 1320, 0622
Taşlıpınar M.	0968	Thaçi S.	0678	Toktaş G.	1477, 1225
Tasyurek E.	0622, 1258	Thakur V.	0157	Toktaş İ.	1026
Tate J.	0380	Thambiah S.	0452	Tokyol Ç.	1043
Tate J.	0317	Thanopoulou A.	0475	Toledo V.	0096, 0106
Tateishi A.	1387	Thappa D.	0836	Tomasi A.	0071, 0259
Tateishi T.	0012	Thaqi S.	0307	Tomasik P.	1397
Tau L.	1438	Thavanati Parvathi K.	1237	Tomoda F.	0919
Taybert J.	0154	Theo R.	1358	Tomoyuki S.	1224
Taysi S.	1243, 1317, 1313, 1314, 1312, 1248	Theopisti M.	1310	Topaç İ.	1428
Tefik T.	0271, 0228	Thevarajah T.	0857	Topal K.	1613
Teixeira Pietrani N.	0468	Thibert V.	1082	Topal T.	1095
Teixeira-Carvalho A.	0729, 0831	Thienpont L.	1435	Topçiu Shufta V.	0307
Tejedor Hernández E.	0666	Thies A.	0599	Topçiu V.	0799, 0465, 1015, 0882, 0678, 1325
Tekce H.	0887	Thomae R.	0399	Topcu B.	0648
Tekeli H.	1240	Thomas B.	1189	Topcu D.	0599
Tekin C.	1458	Thomas Bernd D.	1101	Topcu D.	0448
Tekin G.	1577	Thomas M.	1459	Topcu D.	0845
Tekin N.	1427	Thomas M.	1609	Topcu G.	1398, 1469, 0313
Tekin Neijman S.	0585	Thomassen M.	0727	Topcuoglu S.	0808
Tekin Neijmann S.	1337	Thomsen C.	0003	Topdağı Yılmaz E.	0229
Tekin S.	0930	Thongthip S.	1155	Topkaya C.	0974, 0076, 1330
Tekin Yalcın G.	1422, 1413, 1405	Thormar H.	1155	Toprak B.	1585, 1062, 1338
Tekkeşin N.	0611	Ticinovic Kurir T.	0155	Toprak G.	1021, 1458, 0935, 0556, 0925
Telarović S.	0652	Tieland M.	0404	Torliński L.	1321
Telci Çaklılı Ö.	0876	Tikanoja S.	1007, 0706, 0794	Tormo C.	1039, 0707
Telli O.	1311	Tikhomirova J.	0537	Torrejón M.	0900
Temel İ.	0902, 0968	Tilgen Yasasever C.	0167, 0284	Torres F.	0140
Tempestilli M.	1560	Timirci-Kahraman O.	1241, 0788	Torricelli F.	0276
Tencomnao T.	0763	Timman C.	0640		
Tendl K.	1392	Tin A.	1497, 1481		
		Tinago W.	1331		
		Tintu A.	1343		
		Tiran B.	0069		
		Tisonczyk J.	1315, 1037		

# INDEX OF AUTHORS

Author	Code	Author	Code	Author	Code
Torrinha A.	1192	Tsimpanis A.	0218		0543
Toseska-Spasova N.	1138, 0858	Tsimpanis A.	0223	Tutkun E.	1532, 0575
Tosheska Trajkovska K.	0497, 1009 0858, 1138	Tsou H.	1216, 1549	Tütüncü Y.	0179
Tosun M.	0843	Tsyurus T.	0739	Tuysuz O.	0969
Toti F.	0871	TT M.	0885	Tuzcu M.	1253
Toumpoulis I.	0223, 0218	Tubman J.	0343	Tuzcu N.	0803
Touria Z.	0829	Tuhral C.	0133	Tüzüner Öncül A.	0745
Toussaint B.	1516	Tuli A.	0143, 0850	Twardoch M.	1336
Townsley C.	1113	Tulubas F.	0648	Tyagi S.	0309
Trajković V.	0041, 0099	Tuna G.	1205	Tzallas C.	0109
Trakas N.	0251, 1517	Tunali G.	1221	Tzatchev K.	1568, 0921, 0718
Tran N.	1399, 1396	Tunç T.	0771		
Trape J.	0285	Tuncal S.	1290	Tzveova R.	1363
Treebuphachatsakul W.	1140	Tuncel A.	0711	Ucar F.	1131, 0902
Trefil L.	0262	Tuncer G.	0127, 0969	Ucar G.	0247
Trendafilova E.	1356	Tunde K.	0675	Ucar U.	0400, 0339, 1380
Trenti T.	1029, 0276, 1083, 1078	Tunoglu S.	0788		
Triki S.	0654	Turan İ.	0220	Uchasova E.	0401, 0302
Tripodiadis F.	0642	Turco L.	1029	Üçler S.	1201
Trojacanec S.	1504	Turgan N.	0528	Udo H.	1224
Trojachanec Piponska S.	1423	Turgay F.	0337, 1091	Udoh A.	0173
Trujillo Trujillo X.	0075	Turhan H.	1498, 0450, 0726	Ueda K.	1390
Trujillo-Arribas E.	0539			Ueda S.	1518
Truschnig-Wilders M.	0069	Turhan M.	0275	Ugolev I.	0899
Trydal T.	0014	Turhan S.	0164	Uğur H.	0298
Ts E.	1108	Turhan T.	0924, 1562, 1529	Ugur Kurtoglu A.	0713
Tsai L.	0540, 0774			UĞUZ N.	0859
Tsai S.	0442	Turina I.	0634	Uhrova J.	0612
Tsai W.	1090	Türk G.	0712, 1473	Újhelyi R.	1219
Tsakova A.	0718	Turk N.	0158	Uji Y.	0919
Tsalas G.	0223	Turkkan B.	0755, 0753	Uke I.	1291
Tsalas G.	0218	Turkmen S.	1323	Ulasli S.	0816
Tsaousi C.	0110, 0090	Turkoglu A.	1281	Ulker Cakir D.	1316
Tsarouxa E.	0623	Turkoglu S.	1561	Ulman C.	1497, 1481
Tsaryanski G.	0704	Turkon H.	1316	Ulrich P.	0191, 0243
Tsaryanski G.	0330	Turková Sedláčková T.	1139	Ulrich S.	1224
Tseliki G.	0418, 0097	Türköz Sucak G.	0711	Ulrichová J.	1112
Tseng C.	0540	Turkozkan N.	0545	Uluçay S.	0328
Tserennadmid E.	1573	Türksoy V.	1519	Uluhan R.	0808
Tsiara S.	0418	Turner H.	0057	Ulukaya E.	0297
Tsigalou C.	1178	Turner L.	0001	Ulus T.	0053
Tsigarida S.	0227	Turnovska T.	0764	Ulus T.	0060, 0395
Tsimihodimos V.	0356	Turpin M.	1147	Ulusal H.	1246, 1317
		Turzyniecka M.	1142, 0852	Ulutaş K.	1022
		Tuteska J.	0541, 1521,	Ulutaş P.	1240



# INDEX OF AUTHORS

Author	Code	Author	Code	Author	Code
Umeda Y.	0800		0466	van Til J.	1343
Umemoto M.	1510	Ustuner M.	0189, 0190	Van Uytfanghe K.	1435
Umez-Eronini A.	0352	Usuwanthim K.	0844	Vanidou E.	1178
Umlauf E.	1188	Utkan Z.	0160	Vanizor Kural B.	0991
Umudum F.	1490	Uvirová M.	0535	Vannucci A.	0591
Umudum Z.	1256, 0203	Uyanik M.	0716, 0849, 0851	Var A.	1196, 1481, 1497
Umut Ö.	1002			Vardađlı D.	0405
Un H.	1318	Uyar H.	1043	Vardar M.	1582
Unal H.	0938	Uyar I.	0051	Varela B.	0916, 1460
Ünal K.	1562	Uyeturk U.	0887	Vargas-Acosta A.	1052
Unal S.	1016	Uyeturk U.	0887	Vargas-Morales J.	1461
Ünallı Özmen S.	0127	Uygur A.	1404, 0463	Varlibas F.	1185
Unek G.	0459	Uysal E.	0801, 0803	Varo Sanchez G.	1402
Ungsawat W.	1140	Uysal F.	1206	Varriale E.	1161, 1148
Unic-Stojanovic D.	0068	Uysal M.	1252, 0222, 1261, 1215, 0079	Vasconcelos T.	0717
Ünlü A.	1405, 1084, 1064, 1555, 0454, 1065, 1422, 1413, 1123	Uysal M.	1206	Vasilaros S.	0227, 0223
		Uysal S.	0142, 1320	Vasilaros S.	0218
Unlu M.	0816	Uysal S.	0198, 1001	Vasilev V.	0366, 0921, 1486
Unlucerci Y.	1215	Uzeli S.	0920	Vaslamatzis M.	0211
Ünlühızcırcı K.	0566	Uzun E.	0686	Vassiliki B.	0373
Ünlüsayın İ.	1070	Uzun H.	1607, 0481	Vatansev H.	1563, 1060, 1537
Ünsal İ.	1514	Uzun O.	0838		
Unsal V.	1319	Uzuncan N.	0558, 0580	Vatansever B.	1613
Upadhyaya K.	0042	Vacek J.	1112	Vatansever D.	1141
Upadhyaya Kafle S.	0714	Vahabzadeh Z.	1578	Vatansever P.	1141, 0132, 1327
Ural Kayalik H.	0319, 0072	Vaidyanathan K.	0288		
Ural M.	1240	Vairo F.	1560	Vaubourdolle M.	0234, 1370
Uras F.	0402	Vaitkiene D.	1179	Vavlukis M.	0332
Urboniene D.	0964	Valdés M.	0406	Vavrova J.	0033
Uremis M.	0403, 0522	Valentini D.	0549	Vazelov E.	0921
Urrechaga E.	0670, 0715	Valentini V.	0239	Vázquez Del Mercado M.	
Ursavas T.	0821	Valh Pintar R.	0952		0075
Ursitti A.	0781	Valic Z.	0155	Vazquez-Armenta G.	0265
Us Altay D.	0287	Valino Calvino N.	1352	Vazquez-Del Mercado M.	
Usoro C.	0173, 0809	Valizadeh H.	0008		1230, 1232, 1233
Usta M.	0133, 1428	Valle-García M.	1461	Vcev A.	0819
Usta U.	0375, 0398	Vallejo M.	1528	Veeranan A.	0129
Ustun I.	0853	Vamathevan V.	1506, 1511	Vehapoglu, A.	1323
Ustunel M.	1172, 1245, 1309	van der Linden I.	0582	Veitenger M.	1188
		van der Linden N.	0404	Velasco L.	0769
Üstüner F.	1587, 1062,	van Dieijen-Visser M.	0320, 0404, 0125	Velasco-Peña F.	0266, 0578
Üstüner F.	1338, 0927, 0929, 0854,	van Dijk J.	0125	Velentza A.	0251
		van Loon L.	0404, 0125	Velickovic-Radovanovic R.	

# INDEX OF AUTHORS

Author	Code	Author	Code	Author	Code
	0867	Vinuesa C.	1039, 0707	Wahiba D.	0947, 0533
Velija-Asimi Z.	0526, 0464, 0503	Vinuesa D.	0775	Walecka A.	0063
Velioglu Ogunc A.	0845	Viqueira González M.	0768, 0782	Walgenbach-Bruenagel G.	0245
Velioglu-Ogunc A.	0838, 0812	Virágh K.	0135	Walicka M.	1106
Velizarova M.	0921, 0718	Visca M.	0781	Wallace J.	1369
Velmans M.	0351, 0542	Viskakis V.	1347	Wallis G.	0111
Velosa J.	0813	Vitelli-Avelar D.	0729	Walmsley T.	1505
Vendrell Bayona T.	0666	Vitkauskaite A.	1179, 0432	Walsh P.	0111
Vendt D.	0488	Vitkauskiene A.	1179, 0432, 0964	Walther K.	0245
Venta Obaya R.	0098	Vitkus D.	0691	Wan H.	0846
Ventimiglia F.	1438	Vitlarov N.	1061	Wanderlich B.	0135
Ventrella W.	1374	Vitlarova J.	1061	Wang B.	1604
Ventura L.	0001	Vitoratos N.	1414	Wang H.	0409
Verboeket-van de Venne W.	1462	Vives L.	0140	Wang H.	1465
Verderio P.	1448	Vlachou I.	0110	Wang H.	1466, 1024
Verdijk L.	0404	Vladimirova S.	0719	Wang J.	1466, 1465, 1024
Veresa V.	1061	Vlahakos D.	0874		
Vergotine Z.	0077	Vlahodomitropoulos D.	0227	Wang J.	1085
Verma I.	1023	Vlahovic P.	0388, 0113	Wang L.	0380, 0317, 0635
Verma M.	0174	Vlašić Tanasković J.	1464, 0349	Wang L.	0035, 1181
Versteylen M.	0320	Vogrinc Ž.	0742	Wang S.	1549, 1216
Vesely S.	0260	Vojnovska Z.	0543	Wang W.	1467, 1468, 1444
Vesper P.	0734	Volanki W.	0973		
Vettore G.	0437	Volker H.	0279	Wang Y.	1465
Vezyraki P.	0992	Volonteri C.	0004	Wang Z.	1467, 1468
Vianello E.	0323	von Stetten F.	1180, 0026	Wang Z.	1444
Vicente V.	0406	Vorgias G.	0289	Wannasilp N.	1614
Vida S.	0513	Voulgaris S.	0232, 0216	Warasally M.	1142
Vidali M.	1527, 1530	Vrkić N.	0665	Warat M.	0765
Vidjak V.	1157	Vrkić N.	1207	Wassung J.	1495
Vieira L.	0727	Vučić Lovrenčić M.	0908, 1400	Wassung J.	1590
Vígh E.	0135	Vujosevic I.	1195	Watarai R.	0625
Vilacirasis R.	0928	Vukasović I.	0665	Watine J.	0303
Vilchez Aguilera J.	0385, 0407	Vukasović I.	1207	Watson I.	1354
Vílchez J.	0406	Vukosavljevic D.	0408	Weigel C.	0679
Villà C.	0140	Vuksanovic A.	1170	Weiler H.	1406
Villa E.	1029	Vural P.	0222, 0079	Welch D.	0623
Villamandos V.	0520	Vurmaz A.	1043	Westgard S.	1429
Villegas-Martínez I.	0136, 0147	Vylliotou I.	1517	Wiatr E.	1115
Villiotou V.	0289	W. Lo, MD R.	0870	Wided M.	0833
Vinayak K.	1480	Wadle S.	1180	Wielders J.	0573
Vinev I.	1566	Wafa F.	0492	Wijaya A.	1204, 1236
Vinklářková B.	1463	Wafa M.	0759, 1544	Wijeratne N.	0570
		Wagner M.	1540		

# INDEX OF AUTHORS

Wilda S.	0621	Yadav R.	1209	Yavuz T.	1184
Wildberger J.	0320	Yadav R.	1480	Yavuz Taslipinar M.	1131
Wilfried W.	0031	Yadav R.	1209	Yavuz U.	0189, 0190
Williams C.	0680	Yağcı M.	0711	Yayla S.	1091
Willis R.	1512	Yago M.	0520	Yaylı S.	0834
Wilson K.	0153	Yakicier C.	0649	Yazan S.	0948
Winkler K.	0362	Yako Y.	0502	Yazar H.	1584, 1583
Winklhofer-Roob B.	0069	Yakovlev B.	1107	Yazici A.	0124
Winsz-Szczotka K.	1339, 1329	Yalcin A.	1190	Yazici C.	1222
Wlazel R.	0410	Yalcin A.	1190, 0022	Yazıcı O.	0198
Wojciech J.	0290, 1050	Yalcin B.	1537, 1563	Yazıcı S.	1545
Wojciechowicz J.	1167	Yalcin H.	1585, 1062,	Yazıcı Y.	0339, 1380,
Wojcik E.	0292	1338		0400	
Wójcik E.	0282, 0278,	Yalcinkaya Kara M.	0989	Yazihan N.	0199
0267		Yalin A.	0687	Yedla R.	0372
Wojtowicz E.	1031	Yamac D.	0277	Yeh C.	1549
Wojtyto T.	0007	Yamada H.	0625, 0627,	Yener G.	1205
Wolfgang H.	1189	0628		Yengil E.	0853
Wong M.	0442	Yamaguchi H.	0800	Yenilmez E.	0850
Wonglumsom W.	0434	Yaman A.	0132, 1066,	Yerlikaya F.	0318
Woolcott C.	1406	0977, 1327		Yesildal F.	1025, 1454,
Woollard G.	1505	Yaman H.	1574, 1025,	0930	
Worster A.	0394	0920		Yetkin I.	0461, 0470,
Wu C.	0032	Yaman H.	0339	0546	
Wu C.	0035	Yamazaki M.	0627, 0628,	Yiğit S.	0391, 0411
Wu H.	0540	0625		Yiğit Ş.	0682
Wu J.	0035, 1181	Yanagida J.	1390	Yiğitbaşı T.	0172, 0295
Wu J.	0846	Yanchenko O.	0273	Yildirim A.	0557, 0258
Wu S.	1216	Yang B.	0426	Yıldırım A.	1274
Wu W.	0293	Yang C.	0032	Yıldırım M.	1257
Wu Z.	1604	Yanık Keyik B.	1184	Yıldırım S.	0557
Wyrich R.	1448	Yanikkaya Demirel G.		Yıldırım Sözmen E.	0043
Wysocka E.	0300, 1321	1226, 0305		Yıldırım Y.	1126
Wysocki W.	0278	Yannick C.	0139, 1074,	Yıldırım Yaroğlu H.	0170
Xebat S.	0758	1080		Yıldırımkaya M.	1610
Xiao Y.	1467, 1468	Yao Y.	0846	Yıldirmak S.	1582
Xu S.	0035, 1181	Yaparak N.	0275	Yıldız İ.	0197
Xu Y.	1181	Yaral Y.	1210	Yıldız Seçkin H.	0641, 0657
Xue J.	0035	Yaroustovsky M.	1389	Yildiz Z.	0902
Yacheva T.	0718	Yasar B.	1057	Yilmaz A.	0412
Yadav B.	0504, 1019	Yasasever V.	0284, 0167,	Yilmaz C.	0957, 0970
Yadav B.	1208	0246, 0175		Yilmaz D.	0697
Yadav D.	0945	Yasenov R.	0953	Yilmaz Demirtas C.	0545
Yadav D.	0294	Yavuz B.	1264	Yilmaz E.	0843
Yadav P.	1213	Yavuz Ö.	1184, 1197	Yilmaz E.	0412

# INDEX OF AUTHORS

Yılmaz F.	0164, 1187, 1398, 0924, 1469, 0296, 0982, 0313, 1001, 1529, 0198	Yücel N.	0215, 0450, 1489, 0726, 1498	Zborowska H.	1049, 1425
				Zdrowski M.	0248
				Zegers I.	1512
		Yucesan Balaban F.	0834	Zeidler J.	1581
		Yücetaş E.	1225, 1477, 0480	Zekri S.	0547
Yılmaz G.	0958, 0957, 0970, 1287	Yücetaş U.	1477, 1225	Zellner M.	1188
		Yüçetürk C.	1311	Zelzer S.	0069
Yılmaz H.	0544	Yuksel G.	1185	Zemlin A.	0548
Yılmaz H.	1380	Yuksel H.	1021, 0935, 0556, 0925	Zeng Y.	0426
Yılmaz H.	0166			Zengerle R.	1180, 0026
Yılmaz H.	0165	Yüksel H.	0515	Zengi O.	0974
Yılmaz H.	0190, 0189	Yuksel K.	1319	Zengin E.	0405
Yılmaz H.	0575, 1519, 1532	Yüksel M.	1027	Zengin O.	1338, 0927, 1585, 1062
		Yuksel R.	0853, 1022	Zengin S.	0622
Yılmaz M.	0296	Yuksel S.	0470, 1201, 0546, 0461	Zenon M.	0290
Yılmaz N.	0713, 1285, 0940	Yukselten Y.	1247, 0298	Zercher A.	1063, 0518
		Yula E.	0807	Zeren C.	1211
Yılmaz N.	1022	Yun Y.	0083	Zerikiotis S.	0992
Yılmaz N.	1481, 1497	Yurdakök M.	0682	Zeybek U.	1241
Yılmaz S.	1026	Yuri V.	1068	Zhang C.	1444
Yılmaz S.	1222	Yusuf Y.	1340	Zhang C.	1467, 1468
Yılmaz S.	0166, 0165	Yves G.	0525	Zhang C.	0299
Yılmaz V.	0297	Yzeiri Havziu D.	0922	Zhang H.	1448
Yılmaz V.	0862, 0886, 0901	Zabaznoska L.	1355	Zhang L.	1181
		Zabek-Adamska A.	0690	Zhao H.	1467, 1468
Yılmaz Y.	0822	Zabello T.	0899	Zhao Y.	0235
Yılmaz Y.	0336	Zacharof A.	0112	Zhao Y.	0086
Yılmaztepe Oral A.	0297, 0969	Zainab C.	1560	Zheng Q.	0293
Yönden Z.	1211, 0832	Zaine S.	0971, 1130	Zhong K.	1468
Yonova D.	0921	Zaitseva L.	0739	Zhu M.	0720, 0086
Yordanova M.	0749	Zajkowska A.	0311	Zhubi B.	0799, 1015
Yoshida T.	0963	Zaka A.	0159	zied A.	0314, 0413, 1242
Yosr B.	0314, 1242	Zambon C.	0254, 1152	Zielinska M.	0410
Youdim M.	1203	Zander N.	0740, 0731	Zielińska-Przyjemska M.	
Young L.	0367	Zangurashvili L.	0640, 0651		1109, 1167
Yozgat A.	0198	Zanic-Grubisic T.	0841	Zikic D.	1000
Yu M.	1424	Zaninotto M.	0040, 0357	Zikrayat A.	1087
Yu Q.	1024	Zanolla L.	0239	Zima T.	0815, 0221, 0612, 0028
Yuanyuan D.	0066	Zaro M.	0828		
Yücecan S.	0038	Zattoni F.	1223	Zine Eddine B.	1322
Yücel D.	1514, 1201, 1122, 1006,			Zine el Abedine A.	0483
		Zawadzka-Krajewska A.		Zineb B.	0435
Yücel D.	0996			Ziniga A.	0659
Yucel G.	1076, 0701, 1284			Ziolkowska K.	0226

# INDEX OF AUTHORS

Zitturi I.	1077, 1591
Zivanovic J.	0607
Živković M.	0757
Ziyanoğlu Karaçor E.	0923
Ziypak T.	1318
Zobacı E.	0197
Zoga J.	0159
Zohra O.	0802
Zoltan P.	1520
Zorbozan N.	0939
Zorlu E.	0984, 0990
Zouami A.	0078
Zouari M.	1539
Zowczak-Drabarczyk M.	0300
Zubillaga M.	1460
Zucchelli G.	0577, 0591
Zungun C.	0924
Zuniga A.	0645, 0655, 0667
Zuñiga F.	1033
Zuppi C.	1378, 1333, 1069, 1449, 0002, 0587, 0524, 0569, 1149, 1173, 0029, 1129, 1032, 1165, 1391
Zur B.	0679
Zuvela A.	0985
Zvezdanovic Celebic L.	0113
Zvezdanovic L.	1286, 0500
Zvezdanovic-Celebic L.	0867, 0324
Żytyńska-Daniluk J.	1425

# A Step Closer

Each laboratory  
is an independent eco-system.  
The diversity. The variation.  
We understand. We adapt.



## SAL 8000 Modular System

- One button to initiate chemistry and immunoassay tests
- Flexible connection among BS-2000M and BS-800M and CL-2000i
- Auto Re-run and Reflex function



## CAL 8000 Cellular Analysis Line

- Flexible combination of BC-6800 (125 tests/h) and SC-120 (120 slides/h)
- Automatic repeat, rerun and reflex maximize the efficiency
- Automatic slide making and staining

Welcome to ISW 4 in corporation with Mindray

Time: 14:30-15:30, 23rd June, 2014

Room: Emirgan

Workshop title:

*Immunoassays Traceability and Potential Bio-markers for Coronary Atherosclerosis*

Chair: Prof. Mario Plebani

14:30 Prof. Mario Plebani: Traceability and harmonization in immunoassays.

15:30 Prof. Evin Ademoglu: Assessment of cyclophilin A, pentraxin-3, serum amyloid A and oxidized-LDL as potential biomarkers in the prediction and progression of coronary atherosclerosis

---

# GENERAL INFORMATION

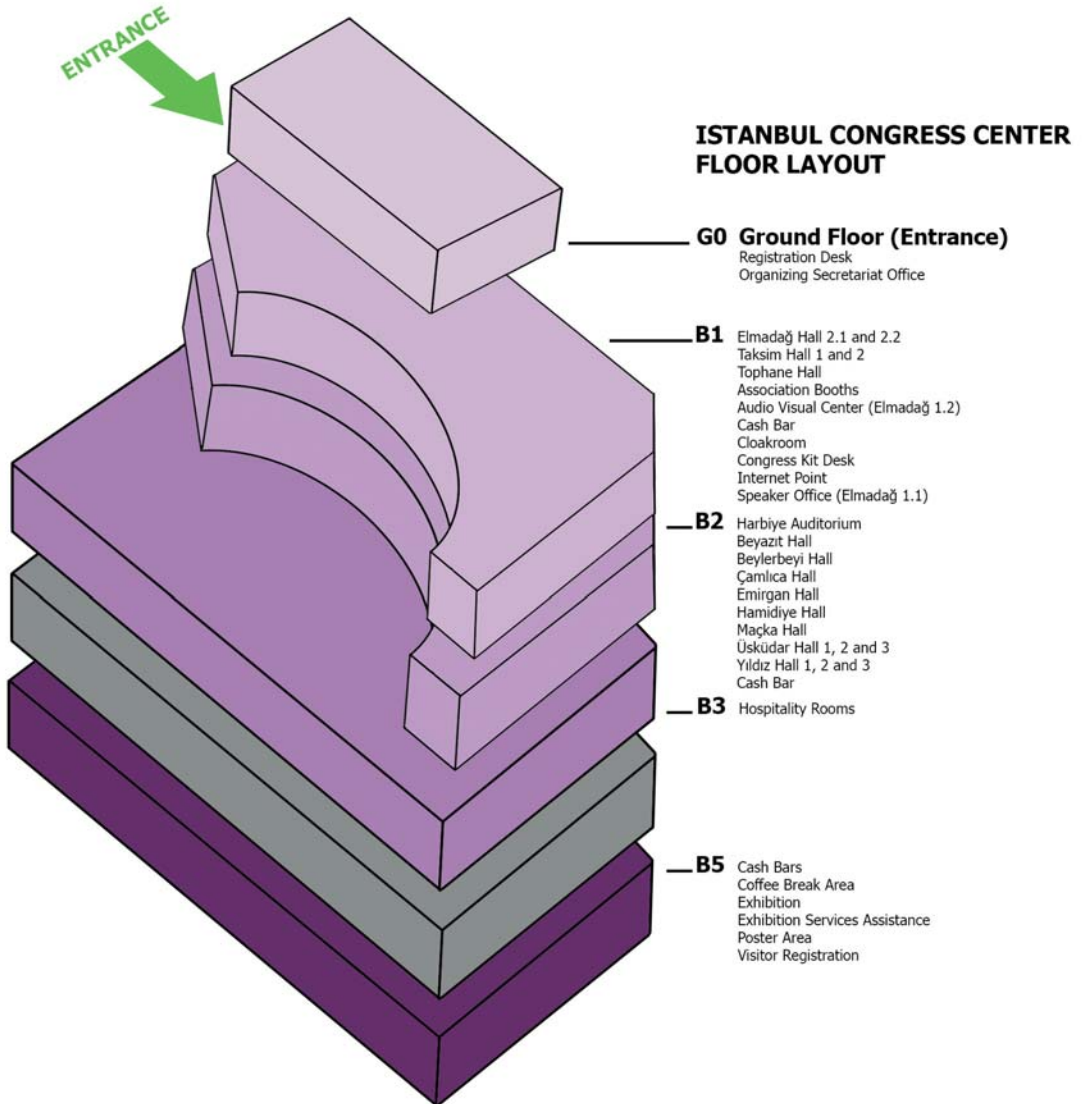
---

# GENERAL INFORMATION

## CONGRESS VENUE

### ISTANBUL CONGRESS CENTER

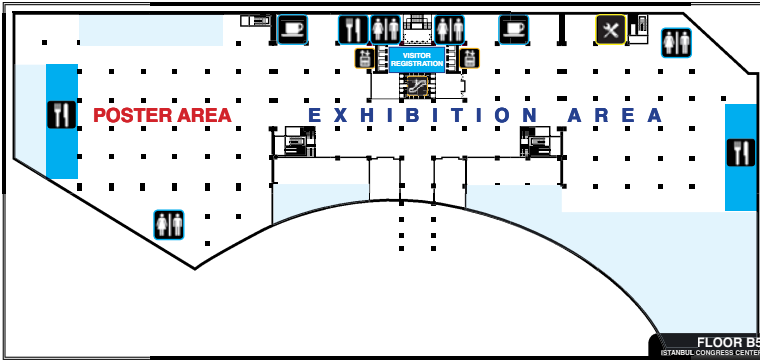
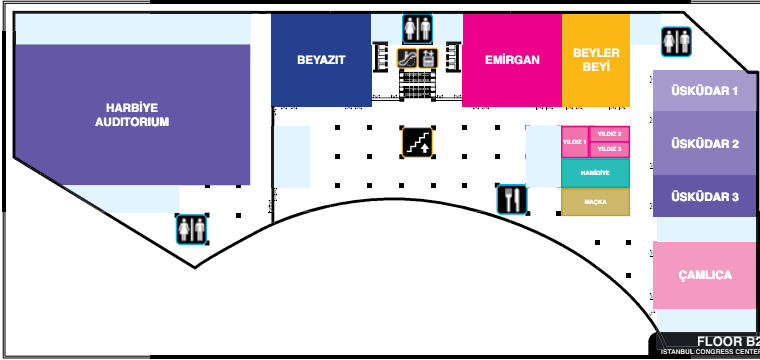
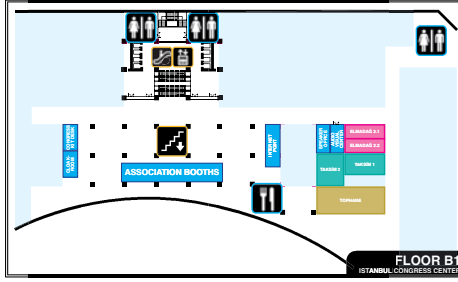
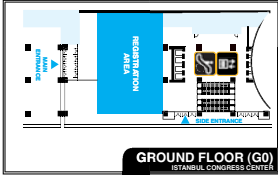
Taşkışla Street Harbiye 34367  
Istanbul, Turkey





# GENERAL INFORMATION

## ISTANBUL CONGRESS CENTER FLOOR PLAN



## LEGEND



ESCALATOR



CASH BAR



EXHIBITION SERVICES



STAIRS



COFFEE POINT



ELEVATOR



RESTROOMS

# GENERAL INFORMATION

## ORGANIZING SECRETARIAT



### MZ Congressi

Via Carlo Farini, 81

20159 Milan - Italy

Phone: +39 02 66802323

Fax: +39 02 6686699

info@istanbul2014.org

At the congress venue, from Saturday 21 June to Thursday 26 June:

phone: +90 (212) 373 99 70

fax: +90 (212) 373 99 72

## REGISTRATION DESK

The registration desk, located at the entrance to the congress center, is open as follows:

Sunday, 22 June 2014	11:00-19:00
Monday, 23 June 2014	08:00-17:30
Tuesday, 24 June 2014	08:00-17:30
Wednesday, 25 June 2014	08:00-17:30
Thursday, 26 June 2014	08:30-14:00

## DESTINATION MANAGEMENT AGENCY



### KENES TURKEY

Sarı Asma Sokak, No. 9, 34464, Yeniköy - Sarıyer,  
Istanbul - Turkey

Phone: +90 212 299 9984

Fax: +90 212 299 9977

ifcc2014@kenes.com

If you need any information about the city or if you want to book a tour, you can go to the **Hotels and Tours Desk** and ask our professional staff, who will be happy to help you.

# GENERAL INFORMATION

## OFFICIAL LANGUAGE

The official language of the congress is English. No simultaneous translation is provided.

## NAME BADGE

All participants will receive a name badge when they check in the registration desk. The badge must be worn at all times because only registered participants will be admitted to the scientific sessions. It must be worn at the social events organized as part of the congress.

## CONGRESS KIT

The congress kit can be collected at the **Congress Kit Desk** on Floor B1, upon presentation of the congress-kit ticket provided with your badge.

## INDUSTRY EXHIBITION

The exhibits of diagnostics companies make up a very important part of the congress. All major international and Turkish clinical-biochemistry and laboratory-medicine companies are represented.

The exhibition is held in the **Istanbul Congress Center, Floor B5**.

Participants are encouraged to visit the large industry exhibition, which will be open as follows:

Monday, 23 June 2014	10:00-17:30
Tuesday, 24 June 2014	10:00-17:30
Wednesday, 25 June 2014	10:00-17:30

Access to the exhibition area is free of charge and does not require congress registration. However, for security reasons, anyone wishing to visit the exhibition without registering for the congress must report to the **Visitors Registration Desk** at the entrance to the exhibition area.

## CERTIFICATE OF ATTENDANCE

A certificate of attendance will be issued to properly registered attendees, for the day(s) they actually take part in the congress. Certificates of attendance must be picked up at the registration desk just before departure.



# GENERAL INFORMATION

## REGISTRATION

**Full registration** and **young registration** fees include:

- ❑ entrance to plenary lectures, symposia, industry-sponsored workshops, posters and exhibition
- ❑ possibility to have the abstract published in the Clinical Chemistry and Laboratory Medicine (CCLM)
- ❑ the pen drive containing the Scientific Program and the Congress Abstracts
- ❑ a free app containing the Scientific Program with the Abstracts and the slides of the presentations, and the Abstracts of the Posters
- ❑ certificate of attendance
- ❑ coffee and tea service during morning intermissions
- ❑ Opening Ceremony and Welcome Party
- ❑ Closing Ceremony

The **day registration** fee includes, for the day of registration only:

- ❑ entrance to plenary lectures, symposia, industry-sponsored workshops, posters and exhibition
- ❑ possibility to have the abstract published in the Clinical Chemistry and Laboratory Medicine (CCLM)
- ❑ the pen drive containing the Scientific Program and the Congress Abstracts
- ❑ a free app containing the Scientific Program with the Abstracts and the slides of the presentations, and the Abstracts of the Posters
- ❑ certificate of attendance
- ❑ coffee and tea service during morning intermissions

## ON-SITE REGISTRATION FEES

- |                      |      |
|----------------------|------|
| ❑ FULL REGISTRATION  | €750 |
| ❑ YOUNG REGISTRATION | €375 |
| ❑ DAY REGISTRATION   | €250 |

Registration fees must be paid in euros only; cash or credit card (American Express, MasterCard, Visa) accepted.

# GENERAL INFORMATION

## INTERNET POINT

Complimentary internet access is available on Floor B1 of the ICC Istanbul Congress Center. As a courtesy to the other delegates, please limit your use to 15 minutes at busy times.

## WIRELESS CONNECTION

IFCC-WorldLab Istanbul 2014 is offering free WiFi for delegates in the common spaces excluding lecture rooms and exhibition area.

Line: ifccworldlab2014      Password: ifccworldlab2014

## CLOAKROOM

A cloakroom where delegates' belongings (such as bags, posters, etc.) can be left during the congress is located on Floor B1.

## AUDIOVISUAL CENTER

The audiovisual center is located on Floor B1 of the ICC Istanbul Congress. Speakers are kindly requested to bring their presentation to the audiovisual center on a USB drive at least two hours before the presentation is scheduled. Personal laptops cannot be connected to the system.

## IFCC-WorldLab Istanbul 2014 APP

The IFCC-WorldLab Istanbul 2014 app is designed to enrich delegates' and exhibitors' experience. Select your device and download the app at [worldlab2014.appconference.it](http://worldlab2014.appconference.it).

## COURSE ON EBRU ART

In order to introduce "Ebru" art, a traditional Turkish arts, to the participants of IFCC WorldLab Istanbul 2014, a short course will be organized during the congress. The participants of the course will benefit from the teaching of a qualified "ebru" artist and will have the opportunity to make their own "ebru"s which they can keep afterwards.

The course will take place in Tophane Hall , on two alternative days: Monday, June 23, and Tuesday, June 24, between 13:00-17:00 on both days.

The course will be organized with at least 8 (or multiples of 8) participants, and the application fee is €40 per participant.

If you have not pre-registered yet, please check the availability with the Hotels & Tours Desk.



# GENERAL INFORMATION

## POSTERS

Posters are displayed on Floor B5 in the ICC Istanbul Congress Center. Poster are displayed by topics and must be on display from 23 to 25 June according to the following timetable:

□ setup	from 10:00	June 23 <sup>rd</sup>
□ display	10:00-17:30	June 23 <sup>rd</sup> , 24 <sup>th</sup> and 25 <sup>th</sup>
□ withdrawal	17:30-18:00	June 25 <sup>th</sup>

The Organizing Secretariat takes no responsibility for posters left on display afterwards.

Each poster is numbered and the poster board number corresponding to its poster code is shown on the board.

In order to encourage discussions about posters, the presenting author must be at the assigned poster panel from 13:00 to 14:00.

## ABSTRACT PUBLICATION

All abstracts are published in a special on-line issue of *Clinical Chemistry and Laboratory Medicine (CCLM)*.

## CONGRESS PEN DRIVE

All registered delegates (with full, young or day registration) will be given a pen drive with all scientific program, congress abstracts and general information.

## COFFEE POINTS

During intermission in the morning, in the exhibition area on Floor B5, self-service coffee points offer coffee and tea free of charge for all properly registered delegates (full, young and day registrations).

# GENERAL INFORMATION

## CATERING SERVICE

During the congress, several cash bars will be operating in the congress centre and in the exhibition area. A description of the food & beverage alternatives that can be provided from these cash bars and their average costs follows.

## CASH BAR LOCATIONS

- 1 cash bar located at the main entrance of the venue (open air)
- 1 cash bar located at the foyer of Floor B1
- 1 cash bar located at the foyer of Floor B2
- 3 cash bars located in the Exhibition and Posters' Areas (Floor B5)



# GENERAL INFORMATION

## FOOD AND BEVERAGE ALTERNATIVES and COSTS IN THE CASH BARS

The below food & beverage items will be available in all cash bars.

The currency in cash bars is Turkish Lira, and the cash bars will be operating with Turkish Lira.

Payment with cash or via credit cards will be available in all cash bars.

	Average cost Turkish Lira	Average cost in Euro *
Turkish bagels, pastries, croissants	4,50 TL	~ €1,70
Sandwiches (cold)	11,00 TL	~ €4,00
Salads	16,50 TL	~ €6,50
Soup of the Day	6,50 TL	~ €2,50
Main Dish Alternatives <i>will be changing daily (e.g. burgers, grilled meatballs, chicken or meat dishes, etc..)</i>	22,00 TL	~ €8,20
Side Dish Alternatives <i>will be changing daily (e.g. vegetable garnitures, pastries, pasta, etc..)</i>	6,50 TL-16,50 TL	~ €2,50 - €6,50
Fruits and Dessert alternatives	4,50 TL-9,00 TL	~ €1,70 - €3,50
Hot Beverages (tea or filtered coffee)	5,50 TL	~ €2,00
Cold Beverages (water, sparkling water, soft drinks)	2,50 TL- 5,50 TL	~ €0,90 - €2,00

\* The Euro prices have been given for the participants to have an idea on the Euro equivalent of the Turkish Lira amounts. These Euro prices are just given as an estimation, and may be subject to change during the congress dates due to daily official exchange rates of Turkish Central Bank.



# SOCIAL PROGRAM

## OPENING CEREMONY AND WELCOME PARTY

Sunday, 22 June 2014, starting at 17:30

**ICC - Harbiye Auditorium**

During the Opening Ceremony the concert "İstanbulin" by the Aşkın Ensemble will be performed.



Soloists: Cihat Aşkın - Violin  
Gökşun Çavdar - Clarinet

Sunday, 22 June 2014, starting at 19:30

**ICC Terrace**

At the end of the Opening Ceremony all delegates are invited to take part in the welcome party.

Admission to the party is granted to all delegates and accompanying persons.

# SOCIAL PROGRAM

## SOCIAL EVENING

Wednesday, 25 June 2014, starting at 19:30

### **The Marmara Esma Sultan**

Ortaköy Mah. Mualli Naci Cad. No: 20

Named after Esma Sultan, the daughter of the 32<sup>nd</sup> Ottoman ruler, the historic mansion has borne witness to a number of historic events and figures over time.

Join your friends and colleagues for a night at this very special location by the Bosphorus, enjoy Turkish cuisine at buffets prepared by the renowned The Marmara Catering and dance the night away with the DJ performance.

If you have already booked your ticket, you will find it inside your congress badge. Please present the ticket at the entrance of the palace. If you have not booked your ticket yet, please check with the Social Events Desk by Tuesday, 24 June at 12:00.

- ❑ Fee for registered person: €50
- ❑ Fee for unregistered person: €100



Access: Esma Sultan Mansion can be reached with taxis (6 kms from İstanbul Congress Center and Taksim area) or the shuttle service provided by the congress, departing from Istanbul Convention Center between 19:00-20:00 (meeting point: Floor G0). The return transfers will be available between 22:30-00:00. Please note that shuttle busses will be performing ring service and departure times may vary depending on traffic conditions. Attendees are kindly requested to bring their event tickets along.

Dress Code: Casual

# USEFUL INFORMATION

## CLIMATE AND CLOTHING

June is the summer season in Turkey when the weather is very pleasant. Average temperatures vary between 25°C - 30°C.

## BANKS AND CURRENCY EXCHANGE

In Turkey, the currency is the Turkish Lira (TL). Foreign currency can be exchanged at the airport as well as at private exchange offices throughout the city. The major credit cards are accepted in all Turkish restaurants and shops.

## ELECTRICITY

The electric current is 220V AC with a frequency of 50 Hertz. European standard plugs with two round pins are used.

## TIME ZONES

Turkey is two hours ahead of Greenwich Mean Time (GMT) and seven hours ahead of Eastern Standard Time (EST).

## USEFUL TELEPHONE NUMBERS

Ambulance: 112

Fire: 110

Police: 155

Country Code: 90

City Code:

For European section of the city: 212

For Asian section of the city: 216

## TAXIS

Both airports in Istanbul have taxi stations. When in the city you may contact your hotel reception to request one. There is only one tariff in use and an initial starting fee of 2.95 Turkish Liras and a charge 2.83 Turkish Liras per kilometre is applied in Istanbul.

For your convenience the contact details of the nearest taxi station to Istanbul Congress Center can be found below:

Maçka Taxi Station

+90 (212) 225 4683

# RANDOX

Your complete diagnostic solutions provider

Randox is committed to providing innovative, efficient and high quality testing solutions for your laboratory. With our comprehensive product portfolio and expert knowledge, you are sure to find the right fit for your laboratory.

RX Series Chemistry Analysers • Routine & Speciality Reagents • Complete QC Solutions  
• Multiplexing Biochip Array Technology

*Leading the way for quality testing solutions*

## Rapid and reliable assessment of patients with suspected Familial Hypercholesterolemia (FH)

**Monday 23rd June, 2014**  
**14.30-15.30**  
**Room Beyazit**

*Rapid simultaneous detection of mutations within the LDLR, ApoB and PCSK9 genes*

Dr. Colin Graham  
Consultant Clinical Scientist, Head of Regional Genetics Laboratories  
The Royal Hospitals, Belfast, United Kingdom

ISW 1

## Emerging biomarkers: Adiponectin – an emerging risk factor of diabetes and TxB Cardio – Urinary Platelet Thromboxane (11-dehydro-Thromboxane B2) excretion and Aspirin Response in Patients with Diabetes and Coronary Artery Disease

**Tuesday 24th June, 2014**  
**14.30-15.30**  
**Room Beyazit**

*Adiponectin – an emerging risk factor of diabetes*

Dr. John Campbell  
Head of Strategic R&D and Global Manufacturing  
Randox Laboratories, Crumlin, United Kingdom

*Urinary Platelet Thromboxane  
(11-dehydro-Thromboxane B2) excretion and Aspirin Response in  
Patients with Diabetes and Coronary Artery Disease*

Paul RJ Ames, MD, PhD  
Consultant Haemostasis & Thrombosis, Honorary Senior Lecturer, William Harvey Research  
Institute, Queen Mary University of London, Mile End Road, London, United Kingdom

ISW 22

*Name: Svetlana R.  
Job: Medical Lab Technician  
Mission: Guardian Angel*

*Name: XN-3000 DI  
Job: Efficient Analysis  
Mission: Pathfinder*



XN  
XN

## CELL COUNTING TO DIGITAL IMAGING IN A SINGLE, AUTOMATED WORKFLOW

- Faster, improved workflow because it's fully automated
- Shorter turnaround time thanks to direct track connection
- Up to 30 slides/h with continuous loading capacity
- Efficient, detailed results review and validation
- Consistent analysis quality improves standardisation

>> Visit [www.sysmex-europe.com/digitalimaging](http://www.sysmex-europe.com/digitalimaging) for more information.

GIVING EVERYTHING. EVERY DAY.

# meritas® | POC Analyzer



## Your Best Decision at Point of Care

### MERITAS TROPONIN I: GUIDELINE COMPLIANT PERFORMANCE

- First and only true POC test able to provide results consistent with the Third Universal Definition of Myocardial Infarction
- <10% CV at the 99th percentile Upper Reference Limit (URL)
- Only 200µl Whole Blood or Plasma required
- One step procedure – no sample preparation required: simply add sample
- Results available in just 15 minutes

Visit Biocan Tip at Booth 90 for a demonstration of the Meritas Analyzer and Troponin I test

---

## SPONSORS

---

# EXHIBITION

The exhibits of diagnostics companies in the field make up a very important part of the congress. All major international and Turkish clinical-biochemistry and laboratory-medicine companies are represented.

The exhibition area is held on Level B5.

Participants are encouraged to visit the large industry exhibition, which will be open as follows:

- Monday, 23 June 10:00-17:30
- Tuesday, 24 June 10:00-17:30
- Wednesday, 25 June 10:00-17:30

Access to the exhibition area is free of charge for participants registered for the congress.

However, for security reasons, anyone wishing to visit the exhibition without registering for the congress, must show at the entrance the **Visitor Badge**. Your Visitors had the opportunity to print the badge through the website in advance. Otherwise they can get the visitor badge reporting to the Visitor Registration Desk at the entrance to the exhibition area.

The Visitor Badge does not provide admission to the lecture halls.



# GOLD SPONSORS



## **BOOTH 13** **ISW 10 - 34 - 45**

Healthcare organizations like yours are focused on providing the best possible patient outcomes to improve lives – Abbott shares that goal. We strive to enable the power of diagnostic information to positively impact healthcare – providing results when and where they are needed. We navigate challenges with you to uncover opportunities to connect people, processes and ongoing support. Connect with the Abbott team Booth # 13 at this year's IFCC WorldLab Congress and see what, together, we can do for your organization.

ABBOTT'S main areas of activity are:

- Immunochemistry: ARCHITECT solutions deliver true standardization with a family of integrated analyzers across all volume segments.
- Hematology: CELL-DYN High Efficiency Hematology solutions go beyond instrumentation to enhance lab efficiency.
- Point of Care: The i-STAT® System is designed to help the laboratory transform the delivery of critical diagnostic testing and meet the quality and efficiency requirements of an evolving healthcare environment.

Abbott  
100 Abbott Park Road  
Abbott Park, IL, USA 60064-3500  
1.847.937.6100  
[www.abbott.com](http://www.abbott.com)



## RANDOX

### **BOOTH 12** **ISW 1 - 22**

Randox is an international clinical diagnostics company that has been operating for over 30 years. Randox discover, develop and deliver innovative diagnostic products and services that transform patients' lives and bring real benefits – early detection and accurate diagnosis of diseases. With a comprehensive range of clinical chemistry analysers available for all types of laboratories, and an impressive selection of high quality reagents, including over 100 disease markers, Randox is a global market leader. Biochip Array Technology provides simultaneous detection of multiple biomarkers for more efficient testing. Randox Biochip arrays include clinical, forensic, molecular and research panels. The Acusera range of quality controls and calibrators guarantee excellent performance with over 350 parameters. The RIQAS EQA Scheme serves over 24,000 laboratory participants in more than 105 countries.

Randox Laboratories Ltd.  
55 Diamond Road  
Crumlin - Co. Antrim  
United Kingdom - BT29 4QY  
T: +44 (0) 28 9442 2413  
F: +44 (0) 28 9445 2912  
E: [marketing@randox.com](mailto:marketing@randox.com)  
W: [www.randox.com](http://www.randox.com)

## SIEMENS

### BOOTH 15

ISW 7 - 8 - 26 - 27 - 42

As a global leader in clinical diagnostics, Siemens Healthcare Diagnostics offers a comprehensive portfolio of solutions that unite clinical and workflow excellence, leading to healthier lives for patients and more-robust economics for providers. Whether in vitro diagnostic tests are performed in hospital, reference, and physician-office laboratories or point-of-care settings, Siemens provides the vital information clinicians need to accurately diagnose, treat, and monitor patients throughout the continuum of care. Our innovative, performance-driven solutions; unmatched menu of more than 900 different tests; and personalized customer care combine to streamline workflow and enhance operational efficiency—helping to shape and transform the practice of diagnostics. Visit us at booth #15 to learn more.

SIEMENS' main areas of activity are:

- Clinical Chemistry
- Diagnostic IT
- Drug Testing Diagnostics
- Hematology
- Hemostasis
- Immunoassay
- Infectious Disease Testing
- Integrated Chemistry
- Laboratory Automation
- Plasma Proteins
- Microbiology Testing
- Molecular Diagnostics
- Point of Care Testing
- Urinalysis
- Customer Care & Services

Siemens Healthcare Diagnostics Inc.

511 Benedict Avenue - Tarrytown, NY 10591-5005 USA

Tel. +1 914 631-8000 - E-mail: <https://healthcare.siemens.com/email-us>

Website: [www.siemens.com/diagnostics](http://www.siemens.com/diagnostics)



# GOLD SPONSORS



**BOOTH 14**  
**ISW 13 - 30**

Sysmex Corporation supplies instruments, reagents and software for clinical laboratories and health examinations, diagnostics, treatment monitoring and disease management. With a growing stakeholder group including labs, clinicians and patients, its mission is to positively shape the advancement of healthcare across the entire patient journey.

The Sysmex Group includes 48 companies in 29 countries around the world and Sysmex products are used by medical institutions in over 170 countries. In haematology - quantitative and qualitative blood cell analysis - the group enjoys the top global market share. By bringing on board Partec and Inostics, it recently expanded its activities to include essential healthcare and a deeper focus on cancer management.

Sysmex Europe GmbH  
Bornbarch 1, 22848 Norderstedt, Germany  
Phone +49 (40) 527 26 0 | Fax +49 (40) 527 26 10 0  
info@sysmex-europe.com  
<http://www.sysmex-europe.com>

# SILVER SPONSORS

The logo for DiaSorin, featuring the company name in white serif font on a dark blue square background.

**ISW 29 - 32 - 51**

Headquartered in Italy, DiaSorin is a global leader in the field of biotechnologies. For over 40 years the company has been developing, producing and marketing reagent kits for in vitro diagnostics worldwide. With their most recent acquisition of the NorDiag Group, DiaSorin gains access to the nucleic acid isolation and cell separation markets.

Its line of products used by diagnostic laboratories that are part of hospital facilities or operate independently (private diagnostic services laboratories) can meet the needs of the following clinical areas: infectious diseases, cardiac markers, bone metabolism, hepatitis and retrovirus, oncology and endocrinology. Today DiaSorin can offer to the market an assay menu that is unique for its width and presence of specialty tests which identify DiaSorin as "the" in vitro diagnostics specialist.

Diasorin S.p.A

Via Crescentino snc -13040- Saluggia (VC), Italy

Tel +39 0161 487.1

E-mail: [marketing@diasorin.it](mailto:marketing@diasorin.it)

Web site: [www.diasorin.com](http://www.diasorin.com)

# SILVER SPONSORS



## **BOOTH 10**

### **ISW 4**

Mindray is a leading developer, manufacturer and marketer of medical devices, which aims to make better healthcare solutions more accessible to humanity. Established in 1991, Mindray offers a broad range of products across three primary business segments: Patient Monitoring and Life Support Products, In-Vitro Diagnostic Equipment with original manufacturer reagents as well as Medical Imaging Systems.

Mindray was successfully listed on the New York Stock Exchange in 2006. Today, Mindray has established overseas subsidiaries in 18 countries as well as 10 R&D centers around the world with more than 7,500 employees. Healthcare facilities equipped with Mindray's innovative and reliable solutions can be found in over 190 countries and regions.

For In-Vitro Diagnostic segment, Mindray can provide scalable solutions and services for worldwide laboratories from small to large sizes with hematology, hemostasis, biochemistry, immunology, urinalysis, microbiology systems.

MINDRAY's main areas of activities are:

#### In-vitro Diagnostic Products

- Hematology (3 part, 5 part Hematology analyzer)
- Clinical Chemistry (100~4000 tests/hour, Modular system)
- Immunology (ELISA, Chemi luminescence)
- Urine Analysis (Urine analyser, Urine sediment analyzer)
- Hemostasis (Semi auto, Automatic Coagulation analyzer)
- Microbiology (ID/AST Analyzer, consumables)

Mindray Medical International Limited.

Mindray Building, Keji 12th Road South, High-tech Industrial Park,

Nanshan, Shenzhen 518057, P.R. China

Tel: +86 755 26582888

E-mail: [intl-ivd@mindray.com](mailto:intl-ivd@mindray.com)

Web site: [www.mindray.com](http://www.mindray.com)

# BRONZE SPONSORS



## **BOOTH 04 ISW 24**

AB SCIEX helps to improve the world we live in by enabling scientists and laboratory analysts to push the limits in their field and address the complex analytical challenges they face. The company's global leadership and world-class service & support in the mass spectrometry industry have made it a trusted partner to thousands of the scientists and lab analysts worldwide who are focused on basic research, drug discovery & development, food & environmental testing, forensics and clinical research. With over 20 years of proven innovation, AB SCIEX excels by listening to and understanding the ever-evolving needs of its customers to develop reliable, sensitive and intuitive solutions that continue to redefine what is achievable in routine and complex analysis.

For more information:

<http://www.absciex.com/applications/clinical-diagnostics>

AB SCIEX's main areas of activities are:

- Vitamin D testing (Liquid chromatography, Mass Spectrometry, Diagnostic reagents)
- Newborn screening (Dried blood spot analysis, Liquid chromatography, Mass Spectrometry, Diagnostic reagents)
- Therapeutic drug monitoring, Immunosuppressant drugs (Liquid chromatography, Mass Spectrometry, Diagnostic reagents)

AB SCIEX

Phoenix House, Lakeside Drive  
Warrington, Cheshire, WA1 1RX  
United Kingdom

Tel. +44 (0) 1925 236060

Fax +44 (0) 1925 236070

E-mail: [Russell.Watts@absciex.com](mailto:Russell.Watts@absciex.com)

Web site: [www.ABSCIEX.com](http://www.ABSCIEX.com)



# BRONZE SPONSORS



## **BOOTH 17 ISW 28**

BD is a leading medical technology company that partners with customers and stakeholders to address many of the world's most pressing and evolving health needs. Our innovative solutions are focused on improving drug delivery, enhancing the diagnosis of infectious diseases and cancers, supporting the management of diabetes and advancing cellular research. We are nearly 30,000 associates in 50 countries who strive to fulfil our purpose of "Helping all people live healthy lives" by advancing the quality, accessibility, safety and affordability of healthcare around the world. For more information, please visit [www.bd.com](http://www.bd.com).

BD main areas of activities are:

BD focuses strategically on achieving growth in three worldwide business segments: BD Medical, BD Diagnostics and BD Biosciences:

- BD Medical is among the world's leading suppliers of medical devices and a leading innovator in injection- and infusion-based drug delivery since 1906, when the Company built the first-ever facility in the U.S. to manufacture needles and syringes. The BD Medical segment is focused on providing innovative solutions to reduce the spread of infection, enhance diabetes treatment and advance drug delivery.
- BD Diagnostics is a leading provider of products for the safe collection and transport of diagnostics specimens, as well as instruments and reagent systems to accurately detect a broad range of infectious diseases, healthcare-associated infections (HAIs) and cancers. The BD Diagnostics segment focuses on improving health outcomes for patients by providing laboratories with solutions that improve quality, enhance laboratory system productivity and inform medical decisions.
- BD Biosciences is a world leader in bringing innovative diagnostic and research tools to life science researchers, clinical researchers, laboratory professionals and clinicians who are involved in basic research, drug discovery and development, biopharmaceutical production and disease management. The BD Biosciences segment is focused on continually advancing the science and applications associated with cellular analysis.

Becton, Dickinson and Company  
1 Becton Drive Franklin Lakes, New Jersey 07417-1880  
201.847.6800  
BD in Turkey  
Rüzgarlıbahçe Mah. Ş. Sinan Eroğlu Cad.  
Akel İş Merkezi A Blok Kat: -3 No:6  
Kavacak / Beykoz, İSTANBUL, 34805,  
Tel: +90 216 680 10 02  
Fax: +90 216 680 16 55  
E-mail: [EMA\\_PAS@bd.com](mailto:EMA_PAS@bd.com) - Web site: [www.bd.com/tr](http://www.bd.com/tr)



# BRONZE SPONSORS



## **BOOTH 52 ISW 16**

DiaSys Diagnostic Systems is a leading specialist in development and manufacturing of diagnostic systems of high quality combined with ease of use and reduced environmental burden.

Focusing on clinical chemistry and immunoturbidimetric tests DiaSys has introduced more than 80 optimized reagents for routine and special diagnostics in user-friendly kits for manual or automated use. The program includes a broad range of appropriate calibrators and controls. The analytical instrumentation portfolio comprises automated clinical chemistry analyzers for small to mid-size labs, semi-automated analyzers and point-of-care instruments.

DiaSys is an ISO certified company since 1996 (valid certificates ISO 13485:2003, ISO 9001:2000). To date, customers and partners in more than 100 countries around the world rely on DiaSys quality.

Website: [www.diasys-diagnostics.com](http://www.diasys-diagnostics.com)

DIASYS' main areas of activity are:

- Clinical chemistry
- Immunoturbidimetry
- Automated clinical chemistry analyzers
- Point-of-care testing
- Quality control
- OEM
- Diabetes (POCT and lab)
- HbA1c (POCT and lab)
- Metabolic syndrome, cardiac risk assessment
- Lp-PLA2

DiaSys Diagnostic Systems GmbH  
Alte Strasse 9, 65558 Holzheim, Germany  
Tel. +49643291460 - Fax +496432914632

E-mail: [mail@diasys.de](mailto:mail@diasys.de)

Web site: [www.diasys.com](http://www.diasys.com)



# BRONZE SPONSORS



## BOOTH 51

On all five continents, more than 30,000 laboratories already use diagnostic systems designed, developed and produced by HORIBA Medical. From hematology analyzers to clinical chemistry systems, reagents, training and customer support, today HORIBA Medical offers innovative solutions world-wide to help improve tomorrow's health. Come and find out more about our latest innovations during WORLTLAB 2014 (level B5, booth n°19).

HORIBA's main areas of activity are:

- Hematology Differential cell counters, hematology reagents.
- Clinical Chemistry Fully automatic laboratory analysers, clinical chemistry reagents, controls and calibrators.

HORIBA Medical  
Parc Euromédecine - Rue du Caducée  
BP 7290  
34184 MONPELLIER CEDEX 4 - France  
Tel. +33 4 67 14 15 16  
Fax +33 4 67 14 15 17  
E-mail: [webmaster.med@horiba.com](mailto:webmaster.med@horiba.com).  
Web site: [www.horiba.com/medical](http://www.horiba.com/medical)

# BRONZE SPONSORS



**BOOTH 18A**  
**ISW 17**

Sekisui Diagnostics is committed to improving patient's lives by providing innovative medical diagnostics to physicians and laboratories. We develop, manufacture, and supply over a billion tests each year through our global commercial network.

Our product lines include clinical chemistry and coagulation systems and reagents as well as infectious disease rapid tests, line immunoassay and ELISA kits. In addition we offer enzymes and specialist bio-chemicals to the global healthcare market

SEKISUI's main areas of activity:

- Clinical Chemistry systems and reagents
- Coagulation systems and reagents
- Infectious disease rapid tests, line immunoassay and ELISA kits
- Enzymes and specialty bio-chemicals

Sekisui Diagnostics, LLC  
4 Hartwell Place  
Lexington, MA 02421 USA  
Phone: +1-781-652-7800  
E-mail: [info@sekisui-dx.com](mailto:info@sekisui-dx.com)  
Web site: [www.sekisuidiagnostics.com](http://www.sekisuidiagnostics.com)



# BRONZE SPONSORS



## BOOTH 02

### ISW 33

SNIBE was founded in 1995 as a leading company in medical equipment field in China devoted to develop, manufacture and provide an extensive range of automated immunoassay solution to hospitals, medical centres, clinical laboratories etc. Based on flash chemiluminescence and microbead separation technology, MAGLUMI system provides a comprehensive test menu and variety automated chemiluminescence immunoassay analyzers as a complete solution for laboratories' immunoassay demands. A module system, including ISE, biochemistry and immunoassay, is going to be launched soon. SNIBE is dedicated to improving patient health and fulfilling customers' demands.

SNIBE's main areas of activity is CLIA chemiluminescence immunoassay

SNIBE Co., Ltd(Shenzhen New Industries Biomedical Engineering Co., Ltd)

3rd Floor,Block A,Majialong Culture & Sports Center,

No.200 Yiyuan Road, Nanshan District, Shenzhen, CHINA

Tel. 00-86-755-26654463 ext 8121

Fax 00-86-755-26654850

E-mail: expo@snibe.com

Web site: www.snibe.com

# BRONZE SPONSORS



## BOOTH 11

Can you improve your laboratory service for serum proteins by working with a specialist manufacturer?

On stand 11 see how the services you offer can be enhanced by our dedicated products and support.

- See why our specialist package of SPAPLUS analyser, assays, software solutions and technical support is a great overall solution for your serum proteins. And MININEPHPLUS for low sample numbers.
- Find out why haematology clinicians worldwide recommend and use only Freelite® serum free light chain assays for diagnosis, prognosis and monitoring of Myeloma and AL amyloidosis.
- What about Myelomas that are difficult-to-measure by electrophoresis? See how Hevylite® assays will help.

The Binding Site Group Ltd  
8 Calthorpe Road, Edgbaston, Birmingham, B15 1QT, GB  
Tel: +44 (0) 121 456 9500  
Fax: +44 (0) 121 456 9749  
E-mail: [info@bindingsite.co.uk](mailto:info@bindingsite.co.uk)  
[www.bindingsite.com](http://www.bindingsite.com)

# EXHIBITORS

## **AACC BOOTH 41**

Dedicated to achieving better health through laboratory medicine, the American Association for Clinical Chemistry (AACC) brings together more than 50,000 clinical laboratory professionals, physicians, research scientists, and business leaders from around the world focused on clinical chemistry, molecular diagnostics, mass spectrometry, translational medicine, lab management, and other areas of breaking laboratory science. Since 1948, AACC has worked to advance the common interests of the field, providing programs that advance scientific collaboration, knowledge, expertise, and innovation. For more information, visit [www.aacc.org](http://www.aacc.org).

## **ABAXIS BOOTH 73**

Abaxis is the manufacturer of the Piccolo xpress™, the point-of-care blood chemistry system that delivers comprehensive, lab-quality chemistry results in minutes—anytime, anywhere. The system is manufactured at Abaxis' headquarters in California, and sold in Europe, the Middle East, and Africa through its German subsidiary, Abaxis Europe GmbH. Representing a revolution in diagnostics, the Piccolo xpress™ gives healthcare professionals the information they need to make decisions in real time, resulting in increased efficiency, reduced costs, and enhanced service to patients.

ABAXIS Europe GmbH  
Pekapark T9, Otto-Hesse-Strasse 19  
64293 Darmstadt/ Germany  
Tel. +49 6151 35079-0  
Fax +49 6151 350 79 11  
E-mail: [abaxis@abaxis.de](mailto:abaxis@abaxis.de)  
Web site: [www.abaxis.de](http://www.abaxis.de)

## ACON LABS BOOTH 74

ACON Laboratories leads the way in making point of care medical diagnostics more affordable to people all around the world. We provide rapid diagnostic and healthcare products based on a philosophy of high quality, low price, and superior flexibility.

Our current in vitro diagnostic product lines include Diabetes Care, Clinical Chemistry including Urinalysis and Immunoassay EIA/ELISA for the International market. We will continue to expand our current diagnostic product lines worldwide. Indeed, we look forward to working with our partners and distributors to expand our product lines, and to continue to provide products and services that allows us to meet and exceed the customers' quality and price needs in all diverse markets throughout the world.

Main areas of activity:

- Clinical Chemistry
- Elisa
- Diabetes Care

Acon Labs  
San Diego CA, USA  
E-mail: [info@aconlabs.com](mailto:info@aconlabs.com)  
Web site: [www.aconlabs.com](http://www.aconlabs.com)

## ADVANCED INSTRUMENTS BOOTH 79

Advanced Instruments is the worldwide leader in freezing point depression osmometers for the clinical laboratory. We offer a range osmometers to suit the automation and sample throughput requirements for your laboratory. We also provide a complete line of osmometer consumables and quality control materials to insure optimal instrument performance. For the Microbiology laboratory, the Anoxomat Anaerobic Culturing System creates anaerobic, microaerophilic and capnophilic environments in jars. The system provides an efficient and cost effective solution for the cultivation of anaerobes. All Advanced Instruments products are supported by a worldwide distribution network to ensure premium service and technical support.

ADVANCED INSTRUMENTS' main areas of activity are:

- Clinical Chemistry Freezing point osmometers, Neonatal bilirubin analyzers
- Microbiology anaerobic systems, Spiral Plating, Colony counting

Advanced Instruments Inc.  
Two Technology Way Norwood, MA 02056.  
USA  
Tel. +781 320 9000  
Fax +781 320 8181  
E-mail: [info@aicompanies.com](mailto:info@aicompanies.com)  
Web site: [www.aicompanies.com](http://www.aicompanies.com)

# EXHIBITORS

## BIOCANTIP BOOTH 90

Biocantip Ltd. has established in the year 1992. The company imports laboratory equipments and in vitro diagnostics reagent .

Biocantip is exclusive distributor of following companies and the products for Turkey territory.

- TRINITY BIOTECH PLC, IRELAND (Haemoglobin variant and Haemoglobin A1c )
- HYCOR BIOMEDICAL INC. USA (Specific Allergy)
- DIADEXUS INC. USA (Plac test LP-PLA2)
- DRG Instruments GmbH ,GERMANY (Hybrid XL ,immunoassay and clinical chemistry)

BIOCAN TIP LABORATUAR VE TIBBI  
MALZEMELER Tic.ltd.  
NAMIK KEMAL CAD.NO 89/A IDEALTEPE-  
MALTEPE  
ISTANBUL-TURKIYE  
Tel.902164891080  
Fax.902165182508  
Email:biocan@biocantip.com.tr  
Web site:www.biocantip.com.tr

## BIOSYSTEMS BOOTH 67

BioSystems S.A. develops, manufactures and commercializes Reagents and Instruments for clinical analysis since 1981. Both quality of products and quality of service have always been two main targets, as well as the fulfillment of current regulations: ISO13485:9003, and CE mark for IVD products...

A long experience and a deep know-how are the basis of a long catalogue of products with their own development, where we can emphasize reagents of Biochemistry, Turbidimetry, Chromatography, Autoimmunity (Immunofluorescence and ELISA) and Serology. As far as the instrumentation division, BioSystems S.A. has a semi-automatic analyzer (BTS350) and a 400 t/h Analyzer (BA400) both with LED technology and a complete line of Random Access Automatic Analyzers (A15 and A25) with a dedicated reagent product line for Clinical Chemistry and Turbidimetry testing. As for the instruments dedicated to the diagnosis of autoimmune diseases, BioSystems S.A. provides the Immunofluorescence Processor (iPRO) and the Immunofluorescence LED microscope (imLD) with an integrated camera.

BioSystems' main areas of activity are:

- CLINICAL CHEMISTRY
- TURBIDIMETRY
- ANALYZERS
- QUALITY CONTROL
- AUTOIMMUNITY
- SEROLOGY

BioSystems S.A.  
c. Costa Brava 30 08030 Barcelona - Spain  
Tel. +34 933110000  
Fax +34 933467799  
E-mail: biosystems@biosystems.es  
Web site: www.biosystems.es



## BÜHLMANN LABORATORIES BOOTH 68

BÜHLMANN is known as supplier of outstanding and unique immunoassays for clinical routine diagnostics. The company tells a 38 years and still continuing success story as a fully independent, globally active Swiss based company. We are focussing on selected areas of in vitro diagnostics: Inflammation, Clinical Chemistry, NeuroImmunology, Cellular Allergy and Chronobiology.

With the BÜHLMANN fCAL™ ELISA and the easy, safe and clean CALEX® Cap stool sampling and extraction device we provide an automated solution of highest quality. For rapid and quantitative IBD/IBS testing we offer the Quantum Blue® Calprotectin test measured on the Quantum Blue® Reader.

ACE activity is now completed with the first non-radioactive, high sensitive assay for quantification of enzyme activity in CSF samples. GHB is a unique enzymatic assay for drug of abuse testing. Other tests are the Vitamin B6 enzymatic assay and Cystatin C turbidimetric assay.

BÜHLMANN Laboratories' main areas of activity are:

- Development and manufacturing of unique immunoassays
- Distribution of in vitro diagnostic products

BÜHLMANN Laboratories AG  
Baselstrasse 55

CH-4124 Schönenbuch/Basel

Phone: +41 61 487 12 12

Fax: +41 61 487 12 34

Email [info@buhlmannlabs.ch](mailto:info@buhlmannlabs.ch)

Web [www.buhlmannlabs.ch](http://www.buhlmannlabs.ch)

## CEPHEID BOOTH 71

Cepheid is a leading molecular diagnostics company that is dedicated to improving healthcare by developing accurate yet easy-to-use molecular systems and tests. By automating highly complex and time-consuming manual procedures, Cepheid's solutions deliver a better way to perform sophisticated genetic testing. Through its strong molecular biology capabilities, the company is focusing on those applications where accurate, rapid, and actionable test results are needed most, in fields such as critical and healthcare-associated infections, sexual health, genetic diseases, virology and oncology.

The GeneXpert® System is a closed, self-contained, fully-integrated and automated platform producing accurate results in a timely manner with minimal risk of contamination. It is the only system to combine sample preparation with real-time PCR amplification and detection for fully integrated and automated nucleic acid analysis, thus delivering answers directly from unprocessed samples.

CEPHEID's main areas of activity are:

- Molecular Diagnostics
- Microbiology
- Laboratory systems
- Real Time PCR tests

Cepheid

Vira Solelh

81470 Maurens Scopont

France

Tel. +33563825300

Fax +33563825301

E-mail: [cepheid@cepheid.com](mailto:cepheid@cepheid.com)

Web site: [www.cepheidinternational.com](http://www.cepheidinternational.com)



# EXHIBITORS

## CHONGQING TIANHAI MEDICAL EQUIPMENT BOOTH 35

Chongqing Tianhai Medical Equipment Co., Ltd is a Hi-Tech enterprise and specializes in researching, developing, manufacturing and marketing digital medical equipments for hospitals, laboratories and research institute. Tianhai has independently developed and produced a series of clinical diagnosis, clinical treatment apparatus, LED surgical medical lighting and LED industrial lighting. Founded in March, 1995 and located in is located in Hi-Tech Zone of Chongqing, Tianhai has three subsidiaries, namely, Chongqing Puledi Biology Technology Development Co., Ltd, Chongqing Bangqiao Science and Technology Co., Ltd and Chongqing Tianhai Medical Equipment Co., Ltd.

(UK) . Tianhai will pursue the goal of top one in China, and well-known brand in the world and vision of Technical innovation, science management, and continuous development to implement industrialization and internationalization.

The Exhibiting COMPANY's main areas of activity are:

- a series of clinical diagnosis
- clinical treatment apparatus
- LED surgical medical lighting
- LED industrial lighting

Chongqing Tianhai Medical  
Equipment Co., Ltd.

No.10 Jiangxia Road, Changjiang Industrial  
Park, Nan'an District,  
Chongqing 401336, China  
Tel.: 86-23-86582998  
Fax: 86-23-88361077  
E-mail: sales@c-thme.com  
<http://www.c-thme.com>

## CHROMSYSTEMS BOOTH 42

Chromsystems is a leading global company providing ready-to-use reagent kits and supplies for routine clinical diagnostics by high performance liquid chromatography and tandem

mass spectrometry, the latter representing the gold standard for a high number of parameters.

Our product portfolio includes complete kits as well as quality controls and calibrators, all ensuring highly accurate as well as a cost-effective analysis in the laboratory. They enable any laboratory to introduce HPLC and LC-MS/MS methods into their diagnostic routine without prior technical expertise. Analyses can be started immediately and our sample preparation methods require the minimum of laboratory time.

Our products are comprehensively validated, in particular LC-MS/MS methods with all widely used tandem mass spectrometers. They are CE-IVD compliant, satisfying regulatory requirements for the laboratory. We combine these high quality products with an excellent support programme and service for our customers.

## THE CLINICAL AND LABORATORY STANDARDS INSTITUTE (CLSI) BOOTH 76

The Clinical and Laboratory Standards Institute (CLSI) sets the standard for quality in clinical laboratory testing worldwide by setting and upholding standards that drive quality test results and improve health care. A not-for-profit membership organization, CLSI brings together the global laboratory community to foster excellence in laboratory medicine. We do so by facilitating a unique process of developing clinical laboratory testing standards based on input from and consensus among industry, government, and health care professionals.

For over 40 years, our members, volunteers, and customers have made CLSI a respected, transformative leader in the development and implementation of clinical laboratory testing standards. Through our unified efforts, we will continue to set and uphold the standards that drive quality test results, enhance patient care delivery, and improve the public's health worldwide.

Discover how we're fulfilling our mission to develop and promote the global use of clinical and laboratory practices at [www.clsi.org](http://www.clsi.org).

## DEUTSCHE VEREINTE GESELLSCHAFT FÜR KLINISCHE CHEMIE UND LABORATORIUMSMEDIZIN E.V. (DGKL) BOOTH 36

The DGKL represents, promotes and develops clinical chemistry and laboratory medicine in research, teachings and patient care. It strives to secure departmental chairs for education and continuing education, to advance research in all areas of laboratory medicine and clinical pathology respectively, to improve diagnostics and care for patients in all areas, to promote interdisciplinary dialog for medical doctors and scientists and therewith achieve further development of our subject matter.

DGKL promotes:

- The professional qualification of scientific offspring
- The education and continuing education of doctors and natural scientists
- Organization of scientific conferences
- Projects in research and education
- Measures for the improvement in early detection, diagnosis, progression assessment and therapy monitoring of illnesses
- Measures for the improvement of medical care
- The DGKL donation to pathobiochemistry and molecular diagnostic
- Awarding scholarly prizes
- The conferral of recognition as a clinical chemist

DGKL  
Friesdorfer Str. 153  
53175 Bonn - Germany  
Telephone: 0049 (0) 228 92 68 95 22  
Fax: 0049 (0) 228 92 68 95 27  
[www.dgkl.de](http://www.dgkl.de)



# EXHIBITORS

## DIAGON BOOTH 54

Diagon Ltd. develops, manufactures and markets coagulation, hematology systems, hematology controls and PCR reagents.

Diagon Ltd. , Baross u. 48-52., 1047 Budapest,  
Hungary

Tel.: +36 1 3696500

Fax: +36 1 3696301

E-mail: [diagon@diagon.com](mailto:diagon@diagon.com)

Web: [www.diagon.com](http://www.diagon.com)

## DIALAB BOOTH 64

Austrian company manufacturing laboratory diagnostic reagents and instruments, with an experience of more than 40 years.

Offering a very wide range of products, ISO 13485 and CE certified.

- CLINICAL CHEMISTRY
- URINESTRIP ANALYSER
- IMMUNOTURBIDIMETRY (SPIAS)
- CLINICAL CHEMISTRY ANALYSER
- THERAPEUTIC DRUG MONITORING
- DOA (DRUGS OF ABUSE) LIQUID
- PHOTOMETERS
- RAPID TESTS
- SEMI-AUTOMATED COAGULOMETERS
- SEROLOGY
- ELISA TESTS
- FULLY AUTOMATED COAGULOMETERS
- BLOODGROUPING
- COAGULATION & FIBRINOLYSIS
- ELISA READER / ELISA WASHER
- URINE STRIPS
- FULLY AUTOMATED ELISA INSTRUMENTS (2&4 PLATES)
- BLOOD GLUCOSE & Hb TESTING

DIALAB GmbH

IZ NOE SUEB, Hondastr. Obj.M55, 2351

Wr.Neudorf, AUSTRIA

Tel. +43 2236 66 09 10

Fax +43 2236 66 09 10 30

E-mail: [office@dialab.at](mailto:office@dialab.at)

Web site: [www.dialab.at](http://www.dialab.at)

## DIAMOND DIAGNOSTICS BOOTH 81

Diamond Diagnostics is the original manufacturer of the SmartLyte, ProLyte and CareLyte Electrolyte Analyzers for Human and Veterinary markets. Diamond is also the only ISO certified and United States FDA registered contract manufacturer of High Quality, "Down-To-Frame" refurbished Chemistry, Immunology, Hematology, Coagulation, Blood Gas, Microbiology and Flow Cytometry equipment in addition to related parts, consumables and quality control materials. The company is headquartered in Holliston, Massachusetts from where it supports distributors, end-users and other manufacturers in nearly 100 countries.

### Main Areas of Activity

- Contract manufacturer of refurbished clinical laboratory instrumentation
- Manufacturer of Consumables and Quality Control Materials for the clinical diagnostic laboratory
- Manufacture Electrolyte Analyzers and ISE modules

Diamond Diagnostics Inc  
333 Fiske Street, Holliston, MA 01746 USA  
Tel: +1 508.429.0450  
Fax: +1 508.429.0452  
email: [cs@diamonddiagnostics.com](mailto:cs@diamonddiagnostics.com)  
[www.diamonddiagnostics.com](http://www.diamonddiagnostics.com)

## DIATRON BOOTH 57

Diatron specializes in the development, manufacturing and marketing of hematology analyzers, reagents (both for our own and other manufacturers' analyzers) and hematology control material as well as clinical chemistry analyzers, clinical chemistry reagents and controls for human medical and veterinary use. The brand name of Diatron has been established throughout the world as a result of our capability for manufacturing high quality and extremely reliable instruments, which has resulted in our products being sold and marketed in more than 100 countries. Today, there are more than 30,000 Diatron clinical chemistry and hematology analyzers in laboratory use, and our customer base continues to grow strongly year after year. All of our products have CE marking with some having FDA clearance, thus allowing sale to the USA market.

### Main Areas of Activity

- Hematology (analyzers, reagents, blood controls)
- Clinical Chemistry (analyzers, reagents, controls, chemistry testing, enzyme testing, glucose testing, HbA1c testing, cardiac markers)
- Veterinary Products (analyzers, reagents, blood controls)

DIATRON MI Plc.  
H-1097 Budapest, Táblás u. 39., Hungary  
Tel. +36 1 436 9800  
Fax +36 1 436 9809  
E-mail: [sales@diatron.com](mailto:sales@diatron.com)  
Website: [www.diatron.com](http://www.diatron.com)

# EXHIBITORS

## DIRUI INDUSTRIAL BOOTH 55

Since its establishment in 1992, DIRUI has always been dedicated to R&D, manufacturing and sales of high quality diagnostic products (medical devices, diagnostic reagents, and immunoassay reagents).

Pioneering in the technologies of anti-VC urinalysis reagent strips and quality controls, DIRUI is also the first Chinese domestic manufacturer of automatic bio-chemical analyzers such as the renowned CS-800 clinical chemistry analyzer as well as the H-800 automatic urine analyzer. DIRUI's BF series hematology analyzers and FUS series urine formed element analyzers feature world class advanced technologies which ensure its testing results of the highest quality as well as its stable and smart system.

With quality at the forefront of our corporate ideology Dirui has successfully gained good reputation in the international medical industry and shall strive indefatigably to provide our customers with ever improving products and service.

Main areas of activity:

- Chemistry Analyzer
- Hematology Analyzer
- Urine Analyzer
- Fecal Occult Blood Analyzer

DIRUI INDUSTRIAL CO., LTD.  
No. 3333 Yiju Road, New and High Tech  
Development Zone  
Changchun, Jilin, 130103, P.R.China  
Tel. +86 431 85100409  
Fax +86 431 85172581  
E-mail: [dirui@dirui.com.cn](mailto:dirui@dirui.com.cn)  
Web site: [www.dirui.com.cn](http://www.dirui.com.cn)

## EKF DIAGNOSTICS BOOTH 75

EKF Diagnostics' range of blood analysers are simple to use and designed to quickly deliver accurate results to aid the diagnosis of anemia, diabetes and associated conditions. As manufacturer, distributor and supplier of hemoglobin analysers, hemoglobin photometers, lactate analysers, glucose testing and HbA1c analysers / hemoglobin A1c Analysers, EKF offers world class products and support.

Our analysers are used in more than 70 countries by healthcare professionals in blood banks, GP surgeries, diabetes clinics, pharmacies, hospitals, sports medicine and laboratories.

EKF Diagnostics is also a worldwide leader in the manufacture and distribution of organ injury biomarkers specialising in acute injury to kidneys (AKI), liver and pancreas. EKF's microtitre plate assay kits have particular application in assessing the safety and effectiveness of drug candidates in clinical trials.

Main areas of activity:

- Point of care equipment
- In-vitro diagnostics

EKF Diagnostics  
Avon House, 19 Stanwell Road, Penarth,  
Cardiff CF64 2EZ, United Kingdom  
Tel.: +44 (0)2920 710570  
Fax +44 (0)2920 705715  
Email: [info@ekfdiagnostics.com](mailto:info@ekfdiagnostics.com)  
Web: [www.ekfdiagnostics.com](http://www.ekfdiagnostics.com)

## ELGA LABWATER BOOTH 28

ELGA is an integral part of Veolia Water Solutions and Technologies, the world leader in water treatment.

Our commitment to developing and providing purified laboratory water means that you can focus on obtaining accurate results.

We specialise in the following markets: Clinical Diagnostics, Research and Testing, Healthcare. The ELGA team focuses exclusively on water and its treatment. We continually contribute to the unique technical and scientific applications expertise developed during the last 50 years. ELGA is experienced in meeting the challenges that arise during the development, installation and servicing of single point-of-use purification systems as well as large projects involving consultation with architects, consultants and clients.

To find out more about our highly innovative systems, please visit us at stand No.28.

Main areas of activity:

- Water Purification Equipment
- Pure Water for Clinical Analyzers
- Laboratory Water Systems
- Systems for treatment of the effluent from Clinical Analyzers

ELGA LabWater  
Unit 10 Lane End Industrial Park  
High Wycombe, UK  
HP14 3BY

Tel. +44 (0) 1494 887500

Fax +44 (0) 1494 887505

E-mail: [elgemarketing@veoliawater.com](mailto:elgemarketing@veoliawater.com)

Web site: [www.elgalabwater.com](http://www.elgalabwater.com)

## ERBA MANNHEIM BOOTH 06

ERBA Mannheim is a leading player in the In-vitro diagnostic segment. Erba Mannheim provides a comprehensive portfolio in different specialties including clinical chemistry, immunology, hematology, urine analysis, diabetes monitoring, electrolyte, coagulation and microbiology. Commitment to provide 'Total Solutions in Clinical Diagnosis', each of the ERBA Group companies strive to create a healthier world, with its subsidiaries, Erba diagnostic, Inc (USA), Diamedix Corporation (USA), Jas Diagnostic, (USA), Drew Scientific (USA), Immunovision, Inc (USA), Delta biological srl (Italy), Erba DDS (Turkey), Transasia Biomedicals Ltd (India) Erba Lachema sro (Czech Republic), Erba Rus (Russia), Erba diagnostic France.

Erba Diagnostik San. ve Tic. A.Ş.  
Cevizlidere Mah. 1066 Cd. No:51/22  
06520 Balgat-Çankaya/ANKARA



# EXHIBITORS

## EUROIMMUN BOOTH 58

EUROIMMUN is an international provider of medical laboratory products for autoimmune and infectious disease diagnostics, allergology and gene analytics. The company's portfolio encompasses indirect immunofluorescence, ELISA, immunoblot, radioimmunoassay, microarray and automation technologies and spans over a thousand diagnostic parameters. EUROIMMUN's pioneering developments include designer antigens and recombinant cell IFT. A renowned reference laboratory and a quality assurance programme are part of its expert technical service.

EUROIMMUN Medizinische Labordiagnostika AG, Seekamp 31, 23560 Luebeck, Germany  
Tel.: +49 451 5855 0, Fax: +49 451 5855 25911, Email: euroimmun@euroimmun.de,  
Website: www.euroimmun.de

Özmen Tibbi Laboratuar Teshisleri A.S.  
(EUROIMMUN Turkey)  
Kadriye and Peter Vogt,  
Murat Sokak No 4, 2. Levent Besiktas,  
34330 Istanbul  
GSM: +90 533 748 19 05, Tel.: +90 212 325 85 04, Fax: +90 212 325 85 06  
Email: k.vogt@euroimmun.com.tr

## FUJIFILM EUROPE BOOTH 85

Fujifilm is a pioneer in diagnostic imaging and information systems for healthcare facilities. Besides the digital radiography, medical picture archiving and communication systems (PACS), endoscopy and ultra-sound solutions Fujifilm also provides solution for clinical chemistry analyses in human and veterinary diagnostics.

The FUJI DRI-CHEM (FDC) system based on a multilayered film method was first announced in 1984. Since then, various DRI-CHEM slides and analyzers have been developed to fulfil the increasing needs of emergency testing and are now widely used in international markets as automatic clinical chemistry systems.

The Fujifilm Dri-Chem systems are Automatic Analyzer for more convenient and reliable on-site performance, featuring remarkable turn-around-time response and ease-of-use. The FDC NX500 and FDC 7000 systems are designed for all clinical settings, ranging from routine lab in small clinics, emergency testing, and - equipped with the Plasma Separator function on-board - are the ideal solution for POC-testing.

Main areas of activity:

- In-Vitro-Diagnostics
- Dry-Chem based Clinical Chemistry
- Point-of-Care Testing

Fujifilm Europe GmbH  
Medical Systems - IVD  
Heesenstraße 31  
D- 40549 Düsseldorf  
Tel.: +49 (0)211 5089 0  
www.fujifilm.eu  
www.fujifilm.com



## GA GENERIC ASSAYS BOOTH 47

GA Generic Assays GmbH (GA) is a worldwide operating small and medium size (SME) Biotechnology Company located in the south of Berlin/ Germany. The company is developing, manufacturing and distributing in-vitro diagnostic assays in the field of systemic autoimmunity (rheumatic diseases, autoimmune hepatitis, autoimmune neuropathies, vasculitis, autoimmune kidney diseases, gastroenterology and anti-phospholipid syndrome (APS)). In this context GA has developed the new and revolutionary CytoBead® technology. These assays represent a combination of cell-based immunofluorescence assay for screening and microparticle-based multiplex assay for differentiation and confirmation. Additionally, the company is manufacturing cell-based immunofluorescence assays (e.g. HEp2 cells, ANCA, Crithidia lucilliae, tissue sections). In this field, its sister company MEDIPAN GMBH is offering the AKLIDES® platform which represents a complete automation for standardized and reproducible results of cell-based immunofluorescence and CytoBead® assays. Additionally, the AKLIDES® platform also provides a standardized and fully automated alternative for measuring DNA double-strand breaks via the biomarker gammaH2AX.

Main areas of activity:

- laboratory systems: DotDiver,
- immunohistochemistry, autoimmunity: CytoBead® assays, cell based immunofluorescence assays, ELISA, Dot assays

Ludwig-Erhard-Ring 3  
15827 Dahlewitz / Berlin, Germany  
Phone: +49 (0)33708 92 86 0  
Fax: +49 (0)33708 92 86 50  
info@genericassays.com  
www.genericassays.com

## GREINER BIO ONE BOOTH 65

Greiner Bio-One's innovative products make routine procedures in hospitals, laboratories and doctors' offices simpler, safer and more efficient.

Greiner Bio-One develops and distributes products for clinical diagnostics, the pharmaceutical and diagnostics industry as well as for biotechnology. This is a service to scientists in their research work, to laboratories for carrying out precise analyses and to doctors for making accurate diagnoses and prescribing appropriate therapies.

The concern has five business divisions.

Preanalytics manufactures specimen collection systems for hospitals, laboratories and blood banks.

The BioScience business division is a worldwide leading technology partner for universities, research institutes as well as the diagnostic and pharmaceutical industries and biotechnology sector.

Diagnostics specializes in the development of molecular biological analysis methods (DNA-arrays like the Genspeed MRSA Test System).

The Mediscan business division is specialised in the sterilisation of food packaging and laboratory components.

As an Original Equipment Manufacturer (OEM) Greiner Bio-One is a long-term partner for the industry.

Greiner Bio-One GmbH  
Bad Haller Straße 32  
4550 Kremsmuenster  
Austria

phone: +43 7583 6791-0  
fax: +43 7583 6791-0  
e-mail: office@at.gbo.com  
www.gbo.com



# EXHIBITORS

## GUANGZHOU WONDFO BIOTECH BOOTH 59

Guangzhou Wondfo Biotech Co., Ltd was founded in 1992 as a research based company in the campus of South China University of Technology in Guangzhou, Guangdong Province. The Operation quickly grew beyond research purpose towards manufacturing of quality medical products and biochemical reagents. With strong support from government and local university, Wondfo has obtained ISO 13485: 2003 certificate. Currently Wondfo employs over 900 employees housed in state of art facility encompassing over 40,000 square meters of space in Guangzhou Scientific City.

Main areas of activity are:

- Rapid Test (self-testing & laboratory systems)
- Finecare FIA Meter (fluorescence immunoassay test)

GUANGZHOU WONDFO BIOTECH CO., LTD.  
No. 8 Lizhishan Road Scientific City, Luogang  
District, Guangzhou, Guangdong P.R. China  
Tel. +86 20 32296086  
Fax +86 20 32296062  
E-mail: sales@wondfo.com.cn  
Web site: www.wondfo.com.cn

## HAMILTON BONADUZ BOOTH 87

Hamilton Robotics designs and manufactures fully automated robotic systems for sample preparation and storage. The products range from unique, custom laboratory automation solutions to standard applications which are validated through partnership programs with renowned biotechnology companies. The MassSTAR for example represents a sample preparation system for CE-IVD compliant LC-MS/MS analysis of vitamin D and immunosuppressants such as Cyclosporin A, Everolimus, Sirolimus as well as Tacrolimus and was developed together with Chromsystems. Furthermore, Hamilton supplies OEM solutions to the top ten diagnostic companies. The combination of great know-how of the engineers and experienced scientists in biotechnology, drug discovery, diagnostics and software as well as the constant development and improvement allows Hamilton to satisfy customers' needs. Precision, innovation, reliability and quality are the philosophy of the technology leader Hamilton Robotics.

Main areas of activity are:

- Automation of a wide range of laboratory processes and analyses
- Mass spectrometry sample preparation, e.g. for the analysis of Vitamin D and immunosuppressants
- DNA and RNA purification, PCR setup, fully automated PCR, NGS
- ELISA

Hamilton Bonaduz AG  
Via Crusch 8 CH-7402 Bonaduz - Switzerland  
Tel. +41 81 660 60 60  
Fax +41 81 660 60 70  
E-mail: infoservice@hamiltonrobotics.com  
Web site: www.hamiltonrobotics.com

## IMMUNO DIAGNOSTIC SYSTEMS BOOTH 33 ISW 23

Immundiagnostic Systems (IDS) is dedicated to the development and provision of innovative immunoassays worldwide. Renowned for Vitamin D tests, IDS brings a comprehensive range of manual and automated assays for human diagnosis and research use in the field of calcium and bone metabolism, growth, hypertension and cartilage. Visit us at stand number 33 to participate in the live demonstration of how IDS has transformed the 1,25-dihydroxyvitamin D testing into a fully on-board IDS-iSYS 1,25 VitDXp.

At this congress, IDS will host the IFCC Worldlab educational symposium "Vitamin D testing: bridging the gap from lab bench to bed side" on Tuesday June 24, 2014 at 16:00-17.00. This workshop will focus on the accurate reliable vitamin D test which will transcribe to actionable results to improve clinical outcomes.

## IMMUNODIAGNOSTIK BOOTH 56

Immundiagnostik AG, founded in 1986, is a globally operating diagnostics company represented in over 60 countries. We focus on the development and production of innovative immunoassays (ELISA, EIA) and other analytical detection methods (e.g. HPLC, LC-MS/MS and PCR) for medical routine and research. Our mission is to provide effective tools for prevention, differential diagnosis and therapy monitoring in the areas of gastroenterology, cardiovascular diseases, disorders of the skeletal system and oxidative stress. The product portfolio is completed by a broad range of antibodies and antigens. Multiple cooperations with the pharmaceutical industry and a tight network with scientific organisations are the basis for a successful product development. Securing progress: Our comprehensive range of products is continuously refuelled by a rich pipeline of proprietary developments. With a headcount of more than 60 employees, Immundiagnostik's headquarter is located in Bensheim, south-western Germany.

Main areas of activity are:

- Laboratory diagnostics: Diagnostic test systems (e.g. ELISA, PCR, LC-MS/MS)
- In vitro diagnostics: Gastroenterology, cardiovascular diseases, oxidative stress, skeletal system, oncology
- Life science research & Antibodies, antigens Immunochemicals

Immundiagnostik AG  
Stubenwald-Allee 8a 64625 Bensheim -  
Germany  
Tel. +49 (0)6251 701900  
Fax +49 (0)6251 84 94 30  
E-mail: [info@immundiagnostik.com](mailto:info@immundiagnostik.com)  
Web site: [www.immundiagnostik.com](http://www.immundiagnostik.com)



# EXHIBITORS

## INFOMED BOOTH 78

Infomed is a European company that develops and supports Laboratory Information and Management Systems (LIS / LIMS) as well as Radiology Information Systems (RIS). Our company develops applications that adapt to the workflow of the laboratories, following their constantly growing demands and via the rapid improvement of the provided information systems aligns the labs with the changes in the healthcare market conditions. Infomed is a well-established international player in the laboratory market known for the high level quality of services and our intention is to keep performing excellence.

We strongly believe that our customer satisfaction will be achieved through the combination of a strong and stable information system and the relative high level services. Currently Infomed has more than 800 active LIS / LIMS /RIS operating sites, ranging from small private laboratories to large international hospital organizations and diagnostic centres, managing in many cases over 7000 orders per day/per site.

Main areas of activity are:

- sLis Enterprise (Laboratory & Radiology Information System)

Infomed CS

Ikarias 8, Peristeri, Athens, GREECE

Tel. +30-210-7568258

Fax +30-210-7568259

E-mail: [info@infomedcs.com](mailto:info@infomedcs.com)

Web site: [www.infomedcs.com](http://www.infomedcs.com)

## INTERLAB BOOTH 72

Interlab founded in 1976 became one of the major player in the Clinical Electrophoresis market

exporting in over 40 countries worldwide. Interlab is a company 100% dedicated in the clinical

Electrophoresis field, offering premium customer support to all its users.

Since its foundation the Interlab priority goals was to supply top quality fully automated Electrophoresis instruments and reagents and to constantly deliver the best scientific and technical

support. Interlab is an FDA accredited company as well as ISO 9001 and ISO 13485 certified and the

company philosophy is to follow the strict rules of the GMP (Good Manufacturing Process) standards.

INTERLAB S.R.L.

Via Rina Monti N. 26 00155 Roma, Italia

Tel: +39-06-22754350

Fax: +39-06-22754534

E.mail: [info@interlab-srl.com](mailto:info@interlab-srl.com)

Web: [www.interlab-srl.com](http://www.interlab-srl.com)

## IRMM BOOTH 94

The core competencies of JRC-IRMM are the development, production and distribution of reference materials, the development and validation of methods for food and feed analysis, bio-analysis, isotopic measurements, neutron physics and radionuclide metrology.

These competencies are applied in a variety of research fields such as: food and feed safety and quality, biotechnology, sustainable agriculture, food allergen research, environment, health, nanotechnology and nuclear safety and security among others.

Main areas of activity are:

- food and feed safety and quality,
- biotechnology,
- sustainable agriculture,
- food allergen research,
- environment,
- health,
- nanotechnology
- nuclear safety and security

JRC-IRMM, European Commission  
Retieseweg 111, 2440 Geel, Belgium  
Tel. +32 (0)14 571 211  
Fax +32 (0)14 584 273  
E-mail: [jrc-irrm-info@ec.europa.eu](mailto:jrc-irrm-info@ec.europa.eu)  
Web site: <https://ec.europa.eu/jrc>

## LABQUALITY BOOTH 50

Labquality is an international company based in Finland, that provides advanced External Quality Assessment Services and high quality control materials for clinical laboratories and point-of-care testing. Labquality's mission is to improve patient safety. Labquality is an independent and impartial organization founded in 1971 by the Finnish Society of Clinical Chemistry, Finnish Red Cross, major Finnish hospitals and other professional associations. Currently over 4500 laboratories in more than 40 countries participate in Labquality's EQA schemes. Laboratories outside Finland are served by distributors in different countries, the focus being on Europe. The main EQA schemes are ISO 17043 accredited. In addition, Labquality has ISO 9001 certification for its management system. Labquality's external quality assessment schemes (or Programmes) are internationally recognized high quality services. Almost 200 leading laboratory professionals and experts are involved running the EQA schemes. The experts for each scheme are indicated in survey reports.

Main areas of activity are:

- EQAS External Quality Assessment Schemes
- IQAS Quality controls and reference materials
- EDUCATION Labquality Days Congress in February 2015
- QUALIFICATION Quality auditing and certification services

Labquality  
Ratamestarinkatu 11°, 00520 Helsinki -  
Finland  
Tel. +358 9 85668200  
Fax +358 9 85668280  
E-mail: [info@labquality.fi](mailto:info@labquality.fi)  
Web site: [www.labquality.fi](http://www.labquality.fi)



# EXHIBITORS

## MAYO MEDICAL LABORATORIES BOOTH 82

Mayo Medical Laboratories is a global reference laboratory bringing Mayo Clinic diagnostic excellence to physicians and patients around the world.

Mayo Medical Laboratories' personal approach to patient care extends into every aspect of our business. In addition to providing excellent reference laboratory services with over 12 million tests performed from around the world, we provide 24-hours access to diagnostic and clinical consultation. Your patient specimens are treated exactly as a Mayo Clinic patient's specimens with immediate turnaround.

Mayo Clinic/Mayo Medical Laboratories  
3050 superior Drive NE  
Rochester, MN USA 55901  
Tel. +1 507 266 5700  
Fax +1 507 284 0947

E-mail: [mmlglobal@mayo.edu](mailto:mmlglobal@mayo.edu)

Web site: [www.MayoMedicalLaboratories](http://www.MayoMedicalLaboratories)

## NOVA BIOMEDICAL BOOTH 62

Nova is a world leader in point of care and critical care in vitro diagnostics. Products include the new Stat Profile® Prime blood gas critical care analyzer featuring ZERØ™ maintenance cartridge technology, automated, liquid QC, and a 10 test menu. StatStrip® Glucose meters measure glucose while eliminating interferences from hematocrit, maltose, oxygen, and other substances; StatStrip® Lactate provides rapid point of care screening and monitoring of sepsis, with 13-second results; StatSensor® Creatinine measures creatinine and calculates estimated glomerular filtration rate (eGFR) by MDRD or Cockcroft-Gault equations from a small fingerstick blood sample for rapid assessment of renal function prior to using contrast media in radiology; Stat Profile pHox Ultra blood gas critical care analyzer measures 20 tests from a drop of whole blood in under 2 minutes.

Main areas of activity:

Nova Biomedical develops, manufactures, and sells analyzers in five worldwide market areas:

- Hospital Based Blood Gas and Critical Care Analyzers
- Hospital Based Point-of-Care Meters and Test Strips
- Chemistry and Cell Analyzers for Biotechnology
- Self-Testing Diabetes Monitors
- OEM Medical Device Development and Contract Manufacturing

Nova Biomedical  
200 Prospect Street  
Waltham, Massachusetts 02454 USA  
Tel. 781-894-0800  
Fax. 781-894-5915  
Email. [info@novabio.com](mailto:info@novabio.com)  
Web site. [www.novabiomedical.com](http://www.novabiomedical.com)

## NOVATEC IMMUNDIAGNOSTICA BOOTH 27

NovaTec Immundiagnostica GmbH is a Manufacturer and a Research and Development Company located in Germany. We are ISO 13485 and CE Certified as well as register with the FDA (USA) as a Manufacturer. Our main focus is on the development and production of diagnostic test kits for both human and veterinarian markets. Our expertise includes areas of Infectious Diseases, Allergy, Hormones, Tumor Markers and Auto Immune Diseases. The product range includes ELISA, Real Time PCR and Blots. Private labeling (OEM) is also one of our core competencies. We are currently looking for new distributors for our current as well as our new product lines.

NovaTec Immundiagnostica GmbH  
Waldstrasse 23 A6  
Dietzenbach, 63128 – Germany  
Website: [www.novatec-id.com](http://www.novatec-id.com)  
Email: [info@novatec-id.com](mailto:info@novatec-id.com)

## NÜVE SANAYİ MALZEMELERİ İMALAT BOOTH 83

Established over 46 years ago in 1968, Nüve is one of the fastest expanding manufacturers of laboratory and sterilization equipment in the world today.

Being the market leader in our home country, the major proportion of our production is exported to over 100 countries worldwide. Our strong brand name is the driving force behind our R&D studies and development of new products.

Nüve designs, manufactures and markets a wide range of laboratory equipment: Incubators, CO2 Incubator, Dry Heat Sterilizers, Ovens, Vacuum Oven, Steam Sterilizers, Centrifuges, Water Baths, Water Distillers, Laminar Flow Cabinets, Class II Microbiological Safety Cabinets, Blood Bank Refrigerators, Climatic Test Cabinets, Growth Chambers, Platelet Incubators, Platelet Agitator, Deep Freezers.

Main areas of activity are:

- Laboratory & Sterilization Technology

Nüve Sanayi Malzemeleri İmalat ve  
Ticaret A.S.

Esenboga Yolu 22 Km Akyurt  
06750 Ankara Turkey  
Tel: +90 312 399 28 30  
Fax: +90 312 399 21 97  
[sales@nuve.com.tr](mailto:sales@nuve.com.tr)

# EXHIBITORS

## SARSTEDT BOOTH 43

The SARSTEDT Group, an international enterprise with headquarters in Germany, develops and produces instruments and consumables for medicine and research. Our subsidiaries and a wide network of authorized dealers guarantee world-wide distribution and sale of these products.

Our product range includes the S-Monovette® Blood Collection System as well as high-quality consumables for use in laboratories, hospital supplies and system solutions for transfusion medicine and medical research. Innovative automated systems for pre- and post-analytics in the clinical laboratory, either as stand-alone instruments or modular concepts with optimally adjusted system components, provide the ideal solution for any large laboratory with extremely high sample throughput or small labs.

State-of-the-art technologies, a skilled workforce and comprehensive customer service guarantee these consistently superior quality standards in manufacturing and distributing advanced precision products tailored to suit the most sophisticated analytical requirements.

Sarstedt AG & Co.  
Sarstedtstr.1  
51588 Nümbrecht / Germany  
Tel. +49 2293 3050  
Fax. +49 2293 305122  
E-Mail: [info@sarstedt.com](mailto:info@sarstedt.com)  
Homepage: [www.sarstedt.com](http://www.sarstedt.com)  
[www.nuve.com.tr](http://www.nuve.com.tr)

## SENTINEL BOOTH 05

Sentinel CH. SpA is an Italian company founded in Milan in 1983, committed to the development of innovative IVD devices in the bid to make clinical diagnosis ever more reliable.

From 2006 Sentinel has new high-tech premises covering a total area of about 10.000m<sup>2</sup>. More than 100 different assays are released under the Sentinel brand and also as customized kits, Sentinel is in compliance with the IVD European Directive (98/79/CE), 21 CFR 820 "Code of Federal Regulations" FDA (U.S. Food and Drug Administration) and SOR-98-282 (Canadian Medical Devices Regulations), and is ISO 9001:2008, ISO 13485:2012, ISO 13485:2003 CMDCAS, BS OHSAS 18001:2007 and ISO 14001:2004 certified. Sentinel has long lasting and successful partnerships with the major companies in the diagnostic sector as well as a well-developed commercial network which distributes Sentinel's products in over 70 countries worldwide. Sentinel participates actively at the major international congresses, presenting posters written by its specialised scientists; is an active partner of IRMM projects for new References Preparations for proteins release and of the WEO Fit for Screening Group; and is also a Corporate Member of the IFCC Federation.

Main areas of activity:

- Clinical Chemistry
- Immunoturbidimetry
- Fecal Occult Blood (FOB) and Fecal Immunoassay (FIT) testing
- STAT NAT Nucleic Acid Testing

SENTINEL CH. SpA  
Via Robert Koch,2 20152 Milano - Italy  
Tel. +39 02 3455141  
Fax +39 02 34551464  
E-mail: [sentinel@sentinel.it](mailto:sentinel@sentinel.it)  
Web site: [www.sentinel diagnostics.com](http://www.sentinel diagnostics.com)



## **TECHNO MEDICA AREN MEDICAL BOOTH 53**

Techno Medica is a world leader of automatic test tube preparation system in Japan. BC ROBO is designed to completely automate tube preparation jobs such as selecting blood collection tubes and applying barcode label on them. It prevents human errors such as patient mix-up and wrong tube selection and also frees phlebotomists from the high workload of tube preparation jobs. Its high throughput makes a great contribution on reducing patient waiting time and Turn-around-time, which eventually leads to better patient service.

Techno Medica is also one of the leading manufacturers of blood gas analyzer. The latest model GASTAT-1800 series provide a solution in critical care with its wide range of test parameters and high quality performance. Handheld model GASTAT-navi is recognized as strongly supportive tools in Point of Care scene in the worldwide market.

Main areas of activity are:

- BC ROBO-8000RFID(Automated Tube Selecting and Labeling System)
- BC ROBO-888(Automated Tube Selecting and Labeling System)
- BC ROBO-6(Automated Tube Selecting and Labeling System)
- GASTAT-1800 series(Blood Gas System)
- GASTAT-navi(Blood Gas Analyzer for POC Testing)

Techno Medica Co., Ltd.

5-5-1, Nakamachidai, Tsuzuki-ku, Yokohama

224-0041 JAPAN

Tel. +81-45-948-1961

Fax +81-45-948-1962

E-mail: [overseas@technomedica.co.jp](mailto:overseas@technomedica.co.jp)

<http://www.technomedica.co.jp/English/index.html>

## **THERMO FISHER SCIENTIFIC BOOTH 66**

Thermo Fisher Scientific Inc. (NYSE:TMO) is the world leader in serving science, with revenues of \$17 billion and 50,000 employees in 50 countries. Our mission is to enable our customers to make the world healthier, cleaner and safer. We help our customers accelerate life sciences research, solve complex analytical challenges, improve patient diagnostics and increase laboratory productivity. Our four premier brands – Thermo Scientific, Life Technologies, Fisher Scientific and Unity Lab Services – offer an unmatched combination of innovative technologies, purchasing convenience and comprehensive support. For more information, please visit [www.thermoscientific.com](http://www.thermoscientific.com)

# EXHIBITORS

## TIMEDICO BOOTH 80

TIMEDICO A/S in Denmark has developed the transport system, TEMPUS600®.

TEMPUS600® is a transport pipeline designed for small clinical samples. Moving 600 meters in less than a minute, the samples arrive for analysis within few seconds – directly from where the sample was taken. No more wasting time transporting samples by cart through long corridors.

Using the system is both easy and safe. The samples are sent in traditional test tubes and arrive securely at the laboratory. Since the pipeline is connected directly to the laboratory and dedicated to clinical samples, there is no risk of delay, clashes or misdelivery.

The main area of activities is transport of small clinical samples.

TIMEDICO A/S  
Brogesevej 18  
7441 Bording  
Denmark

Phone: +45 8686 5762

Email: [info@tempus600.com](mailto:info@tempus600.com)

Web: [www.tempus600.com](http://www.tempus600.com)

## WALTER DE GRUYTER BOOTH 61

The independent academic publisher DE GRUYTER can look back at a company history of over 260 years. Today, the De Gruyter group publishes over 1,300 new titles each year in the humanities, STM and law, more than 650 subscription based or Open Access journals, and a variety of digital products. The company is headquartered in Berlin, with offices in Basel, Beijing, Boston and Munich.

Under its umbrella brand DE GRUYTER, the company runs the imprints of De Gruyter Akademie Forschung, Birkhäuser, De Gruyter Mouton, De Gruyter Open, De Gruyter Oldenbourg, and De Gruyter Saur.

De Gruyter co-operates with distinguished other publishers, for example Harvard University Press.

DE GRUYTER  
Genthiner Straße 13  
10785 Berlin  
Germany

T +49 30 260 05-0

F +49 30 260 05-251

eMail [info@degruyter.com](mailto:info@degruyter.com)

[www.degruyter.com](http://www.degruyter.com)

## WEST MEDICA BOOTH 70

West Medica feels strongly that innovation is the key to a brighter future and improves the quality of life for everyone. Development of "Vision" solutions for digital microscopy is a top priority and the main focus of West Medica. Continuous analysis and evaluation of our customers' demands as well as close observation of market trends secures routine expansion of our product portfolio. Vision develops systems for specific applications that can be grouped in 6 categories, namely: hematology, microscopy, cytogenetics, quality control, clinical laboratory and general medicine. Each system is a result of company's field experience and extensive research as well as analysis of customers' needs. Vision systems are designed to maximize the use of advanced technology features and capabilities, optimize and standardize workflow and staff productivity as well as foster professional growth.

Main areas of activity are:

- Blood cell image analysis systems
- Systems for cytogenetics
- Digital microscopy systems
- Systems for clinical laboratory
- Other equipment

West Medica Produktions- und Handels  
GmbH

Franz-Siegel-Gasse 1,  
2380 Perchtoldsdorf, Austria  
Tel. +43 (1) 804 81 84  
Fax +43 (1) 804 81 84

E-mail: [vienna@westmedica.com](mailto:vienna@westmedica.com)  
Website: [www.westmedica.com](http://www.westmedica.com)

## ZIVAK TECHNOLOGIES BOOTH 16A

Our company has been in the market since 1991 as Dolunay Co. Zivak Technologies was established in 2005 at the TÜBİTAK Marmara Research Centre Technological Free Zone, MARMARA TEKNOKENT A.Ş. Its principal aim was to develop and produce analysis kits for the parameters that are needed to be analyzed in food industry, health sector, and in environmental issues.

In 2006, the firm has added to its range of activities the acquisition of the LC/MS/MS platforms that the kits run on, and has implemented changes in their design to obtain a greater degree of analytical precision and ease of use in order to increase the service quality and customer satisfaction.

Zivak Technologies has completed a number of R&D projects and is still handling two projects supported by TÜBİTAK UME and TÜBİTAK TEYDEB.

Zivak is exporting analysis test kits to India, Taiwan, Egypt, Germany, Saudi Arabia and Portugal.

Main areas of activity are:

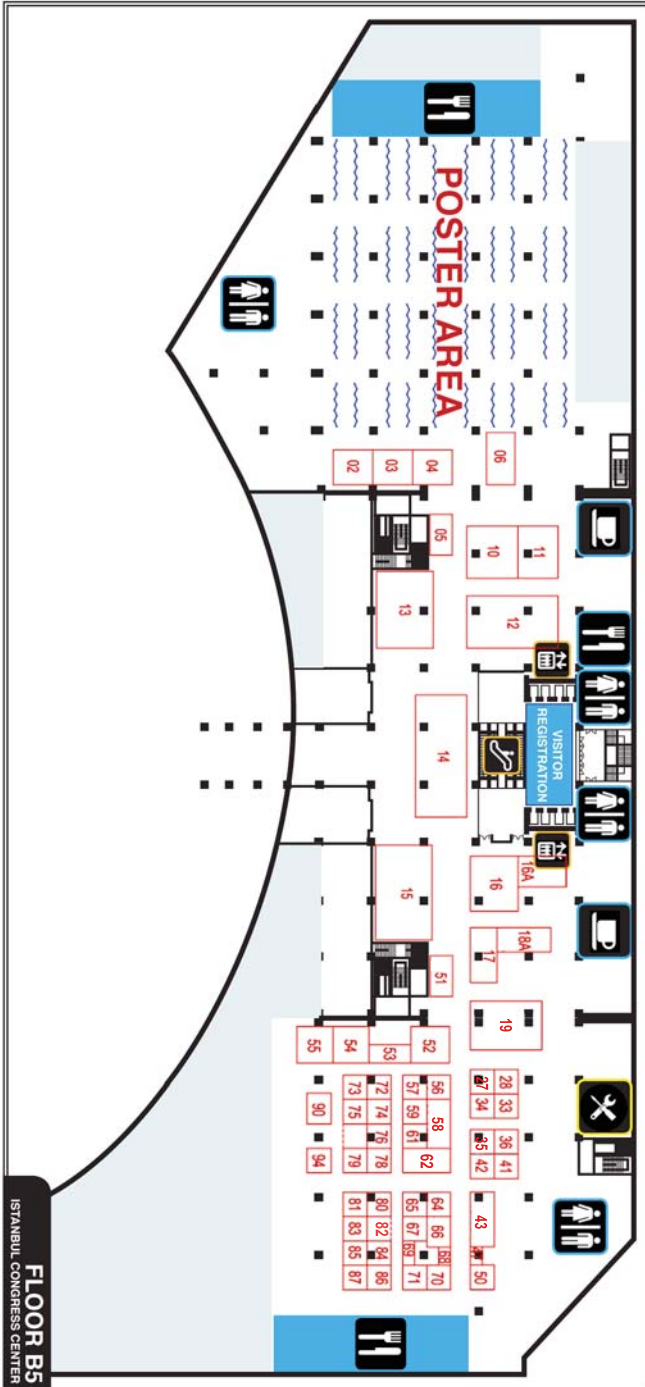
- LC-MS/MS Analyzers
- HPLC Analyzers
- Automated Sample Preparation Systems
- Analysis Kits for LC-MS and HPLC
- HPLC Columns

ZIVAK TECHNOLOGIES  
Gürsel Mah. Eski Beşiktaş Cad. No:44  
Phone:90 212 210 62 15  
Fax:90 212 210 62 14  
E-mail: [sales1@zivak.com](mailto:sales1@zivak.com)  
Web site: [www.zivak.com](http://www.zivak.com)

# SPONSORS

AACC  
AB SCIEX  
ABAXIS  
ABBOTT  
ACON LABS  
ADVANCED INSTRUMENTS  
BECTON DICKINSON  
BIOCANTIP  
BIOSYSTEMS  
BUHLMANN LABORATORIES  
CEPHEID EUROPE  
CEVRE PROGRAMCILIK BILGI  
CHONGQUING TIANHAI MEDICAL  
EQUIPMENT  
CHROMSYSTEMS INSTRUMENTS  
CLSI  
DGKL  
DIAGON  
DIALAB  
DIAMOND DIAGNOSTICS  
DIASORIN  
DIASYS  
DIATRON MI PLC  
DIRUI INDUSTRIAL  
EKF DIAGNOSTICS  
ELGA LABWATER  
ERBA MANNHEIM  
EUROIMMUN  
FUJIFILM EUROPE  
GA GENERIC ASSAYS  
GHENT UNIVERSITY  
GREINER BIO-ONE  
GUANGZHOU WONDFO BIOTECH  
HAMILTON BONADUZ  
HORIBA  
IDS  
IMMUNDIAGNOSTIK  
INFOMED  
INTERLAB  
IRMM  
LABITEC  
LABQUALITY  
MAYO MEDICAL  
MINDRAY  
M-U-T  
NOVA BIOMEDICAL  
NOVATEC  
NUVE SANAYI MALZEMELERI  
RANDOX LABORATORIES  
SARSTEDT  
SEKISUI  
SENTINEL  
SIEMENS HEALTHCARE SECTOR  
SNIBE  
SYSMEX EUROPE  
TECHNO MEDICA | AREN MEDICAL  
THE BINDING SITE  
THERMO SCIENTIFIC  
TIMEDICO  
TRINITY BIOTECH  
WALTER DE GRUYTER  
WEST MEDICA  
ZIVAK TECHNOLOGIES

# EXHIBITION AREA



# EXHIBITORS

AACC	41	IRMM	94
AB SCIEX	04	LABITEC	86
ABAXIS	73	LABQUALITY	50
ABBOTT	13	MAYO MEDICAL	82
ACON LABS	74	MINDRAY	10
ADVANCED INSTRUMENTS	79	M-U-T	34
BECTON DICKINSON	17	NOVA BIOMEDICAL	62
BIOCANTIP	90	NOVATEC	27
BIOSYSTEMS	67	NUVE SANAYI MALZEMELERI	83
BUHLMANN LABORATORIES	68	RANDOX LABORATORIES	12
CEPHEID EUROPE	71	SARSTEDT	43
CEVRE PROGRAMCILIK BILGI	69	SEKISUI	18A
CHONGQUING TIANHAI MEDICAL		SENTINEL	05
EQUIPMENT	35	SIEMENS HEALTHCARE SECTOR	15
CHROMSYSTEMS INSTRUMENTS	42	SNIBE	02
CLSI	76	SYSMEX EUROPE	14
DGKL	36	TECHNO MEDICA   AREN MEDICAL	53
DIAGON	54	THE BINDING SITE	11
DIALAB	64	THERMO SCIENTIFIC	66
DIAMOND DIAGNOSTICS	81	TIMEDICO	80
DIASYS	52	WALTER DE GRUYTER	61
DIATRON MI PLC	57	WASPALM	84
DIRUI INDUSTRIAL	55	WEST MEDICA	70
EKF DIAGNOSTICS	75	ZIVAK TECHNOLOGIES	16A
ELGA LABWATER	28		
ERBA MANNHEIM	06		
EUROIMMUN	58		
FUJIFILM EUROPE	85		
GA GENERIC ASSAYS GMBH	47		
GREINER BIO-ONE	65		
GUANGZHOU WONDFO BIOTECH	59		
HAMILTON BONADUZ	87		
HORIBA	51		
IDS	33		
IMMUNDIAGNOSTIK	56		
INFOMED	78		
INTERLAB	72		

## GOLD SPONSORS

---



## SILVER SPONSORS

---



## BRONZE SPONSORS

---





**SIEMENS**

Visit Us  
at IFCC  
WorldLab  
Booth #15



# Test smarter. Run faster.

Siemens answers unite clinical and workflow excellence so patients can get the answers that matter most.

[siemens.com/test-smarter-faster](http://siemens.com/test-smarter-faster)

Clinical diagnostics is part science and part business—and overall performance depends on how well they work together. Siemens harnesses the power of both science and business by combining the comprehensive menu of tests you want with the lab-transforming automation and IT solutions you need to run more efficiently.

Whether testing takes place in the laboratory, doctor's office, or near a patient's bedside, you can depend on Siemens answers to deliver clinical excellence and innovative workflow solutions that lead to earlier, more accurate diagnoses and increased productivity.

What's more, Siemens provides the education, services, and support to keep science and business running at their absolute best, so you can test smarter. And run faster.

Find out how at [siemens.com/test-smarter-faster](http://siemens.com/test-smarter-faster).

**Answers for life.**